



# Final Recommendations to the Legislative Council from the Indianapolis Local Education Alliance

---

**DECEMBER 2025**

Table of Contents

**Introduction** .....3

**Synopsis of House Enrolled Act 1515**.....5

**Executive Summary** .....9

**Public Meetings** .....18

**Full Member Meeting:** Wednesday, June 25, 2025, 6:00 P.M.....19

**Full Member Meeting:** Wednesday, July 23, 2025, 6:00 P.M. ....31

**Full Member Meeting:** Wednesday, August 20, 2025, 6:00 P.M.....41

**Full Member Meeting:** Wednesday, September 24, 2025, 6:00 P.M. ....186

**Full Member Meeting:** Wednesday, October 22, 2025, 6:00 P.M. ....287

**Full Member Meeting:** Wednesday, November 19, 2025, 6:00 P.M. ....338

**Full Member Meeting:** Wednesday, December 3, 2025, 6:00 P.M.....360

**Facilitated Listening Session:** Wednesday, December 10, 2025, 6:00 P.M. ....376

**Facilitated Listening Session:** Wednesday, December 15, 2025, 12:00 P.M. ....402

**Full Member Meeting:** Wednesday, December 17, 2025, 6:00 P.M.....405

**Indianapolis Local Education Alliance Recommendations to the Indiana General Assembly** .....424

**Legal Considerations/Limitations to the Models by the Indianapolis Local Education Alliance** ..428



# Introduction

The Indiana General Assembly created the Indianapolis Local Education Alliance as part of House Enrolled Act 1515. The Legislative charge to the alliance was to recommend a more collaborative approach for the widely varying education landscape within Indianapolis Public Schools and the multiple other public charter schools operating in its district.

The Indianapolis Local Education Alliance includes several leaders who represent Indianapolis' education, civic, and community landscape. Indianapolis Mayor Joe Hogsett serves as chairperson, and Dr. Aleesia Johnson, Superintendent of Indianapolis Public Schools, serves as a statutory member. Additional members include Tina Ahlgren, an H.L. Harshman Middle School teacher who serves as the IPS district-managed school parent appointee, and Andrew Neal, CEO of Outreach Indiana, who serves as the innovation network school parent appointee. The IPS Board President appointed Barato Britt, President and CEO of the Edna Martin Christian Center. The mayor's appointees include Maggie A. Lewis, Majority Leader of the City-County Council and CEO of the Boys & Girls Clubs of Indianapolis; Tobin McClamroch, Partner at Dentons Indianapolis and Chair of the Marian University Board of Trustees; Bart Peterson, former mayor and former CEO of Christel House International; and Angela Smith-Jones, Associate Vice President for State Relations at Indiana University and former Deputy Mayor of Economic Development.

# Synopsis of House Enrolled Act 1515

House Enrolled Act 1515, Education and Higher Education Matters, authored by Representative Behning and sponsored by Senator Buchanan creates a new governance and coordination framework for Indianapolis' public education ecosystem. The centerpiece of this effort is Chapter 17, which formally establishes the Indianapolis Local Education Alliance and grants it authority to lead facility planning, transportation coordination, and cross-sector collaboration across all public schools—district and charter—within the geographic boundaries of Indianapolis Public Schools. The Indianapolis Local Education Alliance is designed to operate independently, serve as a neutral convening body, and develop a unified facilities and transportation plan that supports a collaborative school system capable of serving all Indianapolis students

## **Chapter 17 – Establishment and Structure of the Indianapolis Local Education Alliance**

### Sec. 1-2: Creation and Membership Structure

Chapter 17 officially establishes the Indianapolis Local Education Alliance, defining it as a nine-member body composed of:

1. IPS superintendent or designee
2. Mayor of Indianapolis or designee (serves as chair)
3. One member appointed by the IPS board president (non-board member)
4. Four mayoral appointees, including one business representative
5. Two parent representatives appointed by the superintendent (one innovation network parent; one IPS parent)

Additional structural provisions include:

6. A quorum requires a majority of members; action requires a majority vote.
7. The first meeting must occur by July 1, 2025.
8. The alliance operates independently from IPS.
9. The alliance is not subject to open-door law, except for the meeting in which the implementation plan is adopted.

#### Sec. 3-4: Responsibilities of the Indianapolis Local Education Alliance

The Indianapolis Local Education Alliance is required to:

- Conduct school facility assessments for all applicable public school, including charter school, facilities located within the geographic boundaries of the school city
- Develop a facilities and transportation implementation plan that includes the following components:
  - Long-term asset management and sustainability strategy
  - Seat-capacity target formula
  - Recommendations on needed facility structural changes
  - A process for approving or denying levy requests related to capital expenditures
  - A standardized template for revenue-sharing and asset-use agreements
  - Methods to address excess facility capacity
  - Strategies to enhance collaboration with schools, government, and nonprofits
  - Ensuring uninterrupted transportation for McKinney-Vento and foster students
  - Best practices in facility management
  - A system to track qualitative and quantitative data to gauge success

- A framework to manage facility and transportation-related debt
- Vendor purchasing and maintenance recommendations
- Summary and recommendations from facility assessments
- Participation options for schools at different service levels
- A requirement for a single enrollment system for all students
- Allowable Additional Recommendations
  - The plan may also include:
    - Governance structure for a collaborative school system
    - Central-office efficiencies
    - Future Referendum planning
    - School consolidation
    - Expansion of high-quality academic programs
    - Uniform performance frameworks
    - Special education policy recommendations

#### Sec. 5: Charter Authorization

- From July 1 to December 31, 2025, no new charter may be approved within the school city boundaries unless:
  - The Indianapolis Charter School Board approves it, and
  - The mayor of Indianapolis grants the charter.
  - (Pre-April 1, 2025 submissions are exempt.)

#### Sec. 6-7: Final Deliverable and Expiration

The Indianapolis Local Education must submit its full facilities and transportation implementation plan by December 31, 2025, to:

- Secretary of Education
- State Board of Education
- Mayor of Indianapolis
- Legislative Council
- The chapter expires March 30, 2026.

# Executive Summary

The Indianapolis Local Education Alliance (ILEA) was created by House Enrolled Act 1515 (2025) as a city-led advisory body charged with developing recommendations to improve coordination, efficiency, and equity across all public schools specifically Indianapolis Public Schools (IPS) and charter schools operating within the IPS district boundaries. Chaired by the Mayor of Indianapolis Joe Hogsett, the nine-member Alliance includes representatives from city leadership, IPS, parents, business, and community organizations, and is statutorily required to deliver its facilities and transportation recommendations by December 31, 2025.

## Charge to the Indianapolis Local Education Alliance by the Indiana General Assembly

### 1. Facilities and Transportation

- “Develop a facilities and transportation implementation plan...”
  - “Best practices in facilities management and operation”
  - “A system to track qualitative and quantitative data to gauge the success of the plan”
  - “Ensures the provision of uninterrupted transportation services for homeless students or students in foster care as provided by the McKinney-Vento Homeless Education Assistance Improvements Act (42 U.S.C. 11431 et seq.)

- Sec. 4: “The alliance may...include the following recommendations in the implementation plan...special education policies”

## 2. Governance

- Sec.4: “The alliance may...include the following recommendations in the implementation plan:
  - “the governance structure for a collaborative school system”
  - “uniform school performance frameworks for all schools within the collaborative school system”
  - “an approach in which schools located within the geographic boundaries of the school city will participate or opt into participation in the implementation plan and at what service level the schools may participate or opt in”

## 3. Statutory Submission Requirements

- “Not later than December 31, 2025, the alliance shall submit the school facilities and transportation plan to the following:
  - (1) The secretary of education.
  - (2) The board.
  - (3) The mayor described in section 2(b)(2) of this chapter.
  - (4) The legislative council in an electronic format under IC 5-14-6”

## Where We’ve been

- 10 meetings and listening sessions
- 15 different presentations

- Over 14 hours of public comment
- Hundreds of citizens have engaged during the multiple meetings of the Indianapolis

Local Education Alliance

## **Framing the Issue**

Within the IPS boundary, there has been a lack of decision-making coherence across different school types which has led to uneven experiences and opportunities for students and families. With the change in how local funding is distributed, we must build a more coherent system that maximizes efficient use of tax payer dollars, respects the decision-making rights of individual schools and systems, and, most importantly, creates the best conditions for student learning and success.

## **Public Input**

Throughout 2025, the Indianapolis Local Education Alliance hosted a series of public meetings, task force sessions, and listening events where stakeholders vocalized a range of views:

- Some educators and community members raised concerns that proposed governance changes could dilute the influence of the elected IPS board and weaken direct community representation.
- Advocacy groups and families supported finding collaborative solutions to persistent challenges, especially transportation gaps that disproportionately burden working families when bus access is inconsistent.



- Charter school leaders have urged that better access to facilities and transportation resources could unlock operational efficiencies



The Indianapolis Local Education Alliance met on December 17<sup>th</sup>, 2025, in the Public Assembly Room of the Indianapolis City County Building at 6:00 PM.

After additional public comment the Indianapolis Local Education Alliance voted on the attached recommendations. The vote was as follows:

Voting for: Barato Britt, Indianapolis Mayor Joe Hogsett, Indianapolis Public Schools Superintendent Dr. Aleesia Johnson, Indianapolis City/County Councilor Maggie Lewis, Toby McClamroch, Andrew Neal, Bart Peterson, Angela Smith-Jones.

Voting Against: Tina Ahlgreen

The Indianapolis Local Education Alliance conducted their work over ten different public meetings from June 2025 through December 2025, taking over 14 hours of public comment from hundreds of citizens over that time period and these recommendations are based on both the charge given to the Indianapolis Local Education Alliance by the Indiana General Assembly in H.E.A. 1515 and the input from those hours of public comment.

The Indianapolis Local Education Alliance appreciates the opportunity the Indiana General Assembly has provided to give recommendations on this important work.

# Final Recommendations of the Indianapolis Local Education Alliance

- I. **Indianapolis Public Education Corporation.** Create an independent agency known as the Indianapolis Public Education Corporation (the Corporation). The functions and responsibility of the Corporation will be as follows:
1. Control the management and operations of buildings serving as public schools within the boundaries of the Indianapolis Public Schools District.<sup>1</sup>
  2. Lead and oversee the provision of transportation of students to and from public schools within the IPS District boundaries.
  3. Levy property taxes within the IPS District Boundaries. The collection and distribution of property taxes in Indiana is extremely complex and requires consultation with fiscal experts at the Indiana General Assembly. The Indianapolis Local Education Alliance wants to assure that a fair, equitable and efficient system is appropriately funded.
  4. Enforce accountability standards that are applicable to all public charter schools and traditional public schools within the IPS District boundaries. Create an Advisory Board to promote collaboration between authorizers, IPS, and the Corporation in the development and implementation of the unified performance accountability standards.
  5. Manage a unified enrollment system applicable to all public-school students within the jurisdiction of the Corporation.<sup>2</sup>

II. **Governance.** The Indianapolis Public Education Corporation will be led by a Board of Directors.

1. There will be nine members of the Board. All nine members will be appointed by the Mayor of Indianapolis. Three members must be current public charter school leaders. Three members must be currently serving members of the Indianapolis Board of School Commissioners. The final three members should have expertise in areas such as facilities, management, capital planning, and transportation and logistics; or experience working with vulnerable student populations and communities. The mayor will designate the chair of the board. All members must reside in the IPS District. <sup>3</sup>
2. The terms of the members of the Board will be staggered with each member serving fixed terms. <sup>4</sup>

III. **Accountability:** Indianapolis Local Education Alliance recommends a single school performance framework across all public schools in the IPS District.

1. The framework should set clear expectations for school performance, be based on multiple measures (including state assessment outcomes, student discipline practices, and other key measures that are relevant to student success), and guide decisions for replication of instructional models that are achieving the best results for students – especially those who have been historically underserved throughout the system.
2. Implementation of the single school performance framework should focus on:
  - a. Developing measures based on both the Mayor’s Office of Education Innovation performance framework and the State’s final A-F accountability rules.

- b. A commitment across all sectors to use data from the performance framework to make decisions around closing chronically low-performing schools (after a transparent public process with adequate time provided for struggling schools to make improvements.)
- c. Developing metrics for the opening and closing of school facilities (i.e. physical condition of facility, number of enrolled students, deferred maintenance, regional and community analysis of need).

#### **IV. Unified System**

- 1. All public schools within the IPS District will be required to provide transportation to students within the IPS District attending their schools at a level established by the Corporation.
- 2. For purposes of public-school building reuse, the Corporation will ensure that facilities will be provided to all public charter schools, innovation network charter schools and IPS schools on an equitable basis.

**V. Schools as Local Education Agencies (LEAs):** IPS will continue to exist as an LEA as will all public charter schools. With the exception of the responsibilities assumed by the Corporation for facilities, transportation, and uniform accountability standards, the Board of School Commissioners for Indianapolis Public Schools will continue to provide direction for the operation of all district-run schools, as is currently the case, and the not-for-profit boards of all public charter schools will also remain in place with the same authority as is currently the case. The IPS Board of School Commissioners will continue in its current form with the current model of election of Board members.

#### **VI. Additional Key Recommendations**

1. Exempt the Indianapolis Public Schools District and all Public Charter Schools contained within from the Indiana Dollar Law. (Indiana Code 20-26-7.1-4). <sup>5</sup>
2. The only authorizers of new charter schools to be located inside the IPS District boundaries will be the Mayor of Indianapolis through OEI and the Indiana State Charter School Board. Existing charter agreements authorized through other entities may operate until the end of the current contract terms. The IPS Board of School Commissioners may also choose to authorize schools through application to the Indiana State Board of Education. <sup>6</sup>
3. The Indianapolis Local Education Alliance asks the Indiana General Assembly for full funding of Special Education within the IPS district boundaries and suggests the need for additional work to determine the best model for equitable access and service for the Special Education needs across all public-school types within the district boundaries. IPS currently provides full special education funding at a \$24 million annual deficit.
4. A document will be attached to our final recommendations that details the multiple legal issues that will need consideration and review at the Indiana General Assembly.

---

<sup>1</sup> See legal memo attachment

<sup>2</sup> Currently performed by Enroll Indy.

<sup>3</sup> All elements of the new board structure to be defined in statute.

<sup>4</sup> All elements of the new board timing to be defined in statute.

<sup>5</sup> Requires action by the Indiana General Assembly to create this exemption

<sup>6</sup> The Indianapolis Public Schools Board of Commissioners has indicated they will pursue charter authorizing authority from the State of Indiana



**MICHAEL B. O'CONNOR**

Principal  
111 Monument Circle, Suite 2700  
Indianapolis, IN 46204  
p: (317) 684-5473  
f: (317) 223-0473  
moconnor@bosepublicaffairs.com

**Legal Considerations/Limitations to the Models by the  
Indianapolis Local Education Alliance<sup>1</sup>**

**I. Transportation Services**

**a. Change in Transportation Services**

Indiana Code chapter 20-27-13 applies to all school corporations and expressly states what transportation must be provided and the process that schools generally must use when there are certain changes to transportation.

**b. Ownership of Busses**

Many school busses are leased by school corporations (and perhaps charter schools) instead of purchased. A due diligence piece in executing any plan is to evaluate whether buses are owned or leased and whether title or the lease can be transferred or assigned.

**c. Existing Contracts with Transportation Providers**

Should charter schools or Indianapolis Public Schools ("IPS") utilize contracts with independent transportation providers, then these should be examined as they may be a hinderance to any transition plan or require costly termination payments.

**d. Operations Fund Monies**

In 2017 and 2018 through legislation, the General Assembly merged property-tax based levies into one—the newly-created Operations Fund—effective January 1, 2019. Three of those prior property-tax levies now merged into the Operations Fund are the (i) capital project fund, (ii) transportation fund, and (iii) bus replacement fund. *See* Public Law 244-2017 (H.E.A. 1009 (2017); Public Law 140-2018 (H.E.A. 1167 (2018)). Indiana Code limits uses of operations fund monies to capital project plan expenditures, transportation costs, bus replacement, overhead and

---

<sup>1</sup> The information provided is offered for general informal purposes only. It is not, and should not be construed as, legal advice. The reader is encouraged to seek and obtain legal advice on these issues.

operational expenditures, historical societies or art associations, and for playgrounds expenditures. IND. CODE § 20-40-18-5.

**e. Transfer of Staff**

Transferring staff from IPS to another entity may require approval or input from any exclusive representative of established bargaining units of classified (or non-certificated) employees. Similarly, transfer of employees and any State retirement plan benefits may require statutory amendment to avoid adversely impacting retirement benefits of the transferred employees.

**II. Facilities**

**a. Overview**

The Indiana Constitution limits the ability of political subdivisions (including school corporations) to issue debt. Many school corporations utilize the process under Indiana Code article 20-47 or 20-48. Likewise, charter schools can obtain financing through other entities (the Indiana Bond Bank, Indiana Finance Authority, or the local economic development commission) that often includes mortgages on the property. Depending on the process used, transfer of title may not be possible by IPS or the charter school as title in the property may be held by another, private entity, subject to agreements with private financial institutions, or mortgages held by private financial institutions may prohibit transfer of title. Statutory changes may not achieve the desired outcome because the Contract Clauses of both the United States and Indiana Constitutions generally protect the contract rights of non-school entities and financial institutions.

**b. Capital Projects Referendum**

IPS obtained voter-approved capital projects referendum, which added a levy for IPS buildings beyond the State constitutional property tax levy limits. It is unclear if legal authorization exist to divert referendum funds for a broader purpose to benefit charter schools, when voters may not have approved the diversion at the ballot.

**c. Transfer of Staff**

Like the transfer of transportation staff, any transfer of facilities staff may require input or approval from the exclusive representative for any classified staff and statutory changes for pension or retirement plan purposes.



### **III. Governance Model**

Modifications of the authority structures for non-Innovation Network Charter schools (*e.g.*, Innovation Charter Schools and Independent Charter Schools) may require additional analysis. Presently, charter schools, and their authorizers, have established agreements between themselves and the State. Through Section 3 of Public Law 189-2023 (S.E.A. 391 (2023)), Indiana Code § 20-24-4-1(a)(5)(A) was amended to allow charters to be approved for up to 15 years (previously it was 7 years). To the extent that the new governance model impacts these contractual rights, legal analysis may be required.

# Conclusion

The Indianapolis Local Education Alliance’s work represents a comprehensive effort to rethink how school facilities, transportation, governance, and accountability can function in a complex urban environment with multiple public-school sectors. The Alliance’s final recommendations adopt innovative governance proposals and emphasize collaboration. The path forward depends on legislative action in early 2026 and the continued engagement of educators, families, and city leaders in shaping Indianapolis’s educational landscape.

# Public Meetings

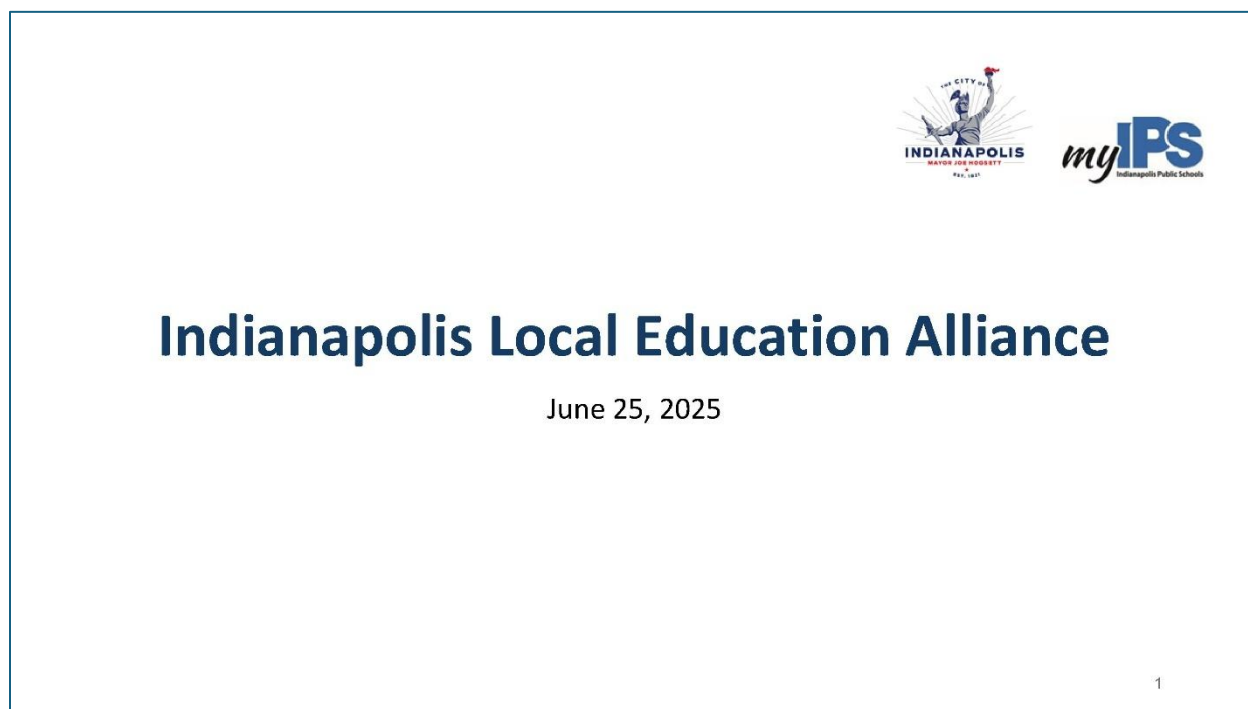
The public meetings conducted by the Indianapolis Local Education Alliance follow a structured, transparent format designed to ensure meaningful community engagement and informed decision-making. Each meeting typically includes an overview of the agenda, presentations of relevant data or proposals, opportunities for questions and discussion among Alliance members, and a designated period for public comment. While the Alliance operates independently and is not subject to all provisions of Indiana's Open Door Law, the meeting at which the facilities and transportation implementation plan is adopted must be open to the public. Over the course of Alliance's work, it met publicly ten times with opportunities of public comment available.

Public comment and community feedback were facilitated through a structured process designed to ensure fairness, accessibility, and orderly participation in Alliance meetings. Individuals wishing to speak signed up in advance, either to comment in person or to submit written remarks online, during the 48-hour window beginning at noon two business days before the meeting and closing at noon on the meeting day. In-person comments were limited to one to three minutes, which itself was adjusted depending on the agenda. Meeting staff prior to public meetings attempted to notify speakers of any changes to allotted time. Those unable to complete their statements during the meeting were given alternative methods by submitting the full text online, ensuring their feedback is still captured. Alliance members receive online comments prior to each meeting, and submissions are posted publicly in the days following.

## **Wednesday, June 25, 2025 Public Meeting**

The first full meeting of the Indianapolis Local Education Alliance was held on Wednesday, June 25<sup>th</sup>, 2025, and was a general organization meeting held at the City-Council Building, Public Assembly Room from 6:00 P.M. – 7:21 P.M with 30 minutes committed to public comment. In the meeting, the Alliance did an overview of the Indianapolis Local Education Alliance, Education Policy Context and Current Landscape, and Support/Data Collection. Of attendance was, Indianapolis Mayor Joe Hogsett, Dr. Aleesia Johnson, Tina Ahlgren, Andrew Neal, Barato Britt, Maggie A. Lewis, Tobin McClamroch, Bart Peterson, Angela Smith-Jones.

### **Presentation – Wednesday, June 25, 2025**



# Welcome and Opening Remarks

2

## Agenda

- Introductions
- Overview of the ILEA
  - Responsibilities and Timeline
- Historical Context
- Support and Data Collection
- Public Comment (30 minutes)
- Closing and Next Steps

3

## Alliance Members

- **Mayor Joe Hogsett**, Chair
- **Dr. Aleesia Johnson**, Superintendent, Indianapolis Public Schools
- **Tina Ahlgren**, Teacher, H.L. Harshman Middle School (IPS district-managed school parent appointee)
- **Barato Britt**, President/CEO, Edna Martin Christian Center (IPS board president appointee)
- **Maggie A. Lewis**, Majority Leader, City-County Council; CEO, Boys & Girls Clubs (mayoral appointee)
- **Tobin McClamroch**, Managing Partner, Dentons Bingham Greenebaum (mayoral appointee)
- **Andrew Neal**, CEO, Outreach Indiana (IPS innovation school parent appointee)
- **Bart Peterson**, Former Mayor of Indianapolis (mayoral appointee)
- **Angela Smith-Jones**, Associate VP for State Relations, Indiana University (mayoral appointee)

4

## ILEA Responsibilities and Timeline

Established by the Indiana General Assembly in House Enrolled Act 1515 in 2025, the ILEA shall:

- Conduct facilities assessments of IPS and charter school buildings
- Create an asset management plan that includes debt management
- Provide recommendations for facility utilization and excess capacity
- Identify a capital levy approval process and templates for revenue-sharing and asset-use agreements
- Establish a facilities and transportation implementation plan to promote collaboration and efficiency that also serves homeless/foster youth, student extracurricular needs, etc.
- Ensure cross-sector collaboration across schools, city agencies, and nonprofits.
- Create a procurement strategy for vendor systems and maintenance

5

## ILEA Responsibilities and Timeline

In the implementation plan, the ILEA may consider:

- Governance structure
- Referendum planning
- High-quality program expansion
- Special education coordination
- Central office efficiency
- School consolidation
- Unified accountability

Additionally, the law states that only the mayor's office may authorize new charter schools within the IPS district boundary from July through December 2025.

Final report and implementation plan must be submitted by December 31, 2025, to:

- Indiana General Assembly
- Indiana Secretary of Education
- IPS Board of Commissioners
- Mayor's Office

6

## Education Policy Context and Current Landscape

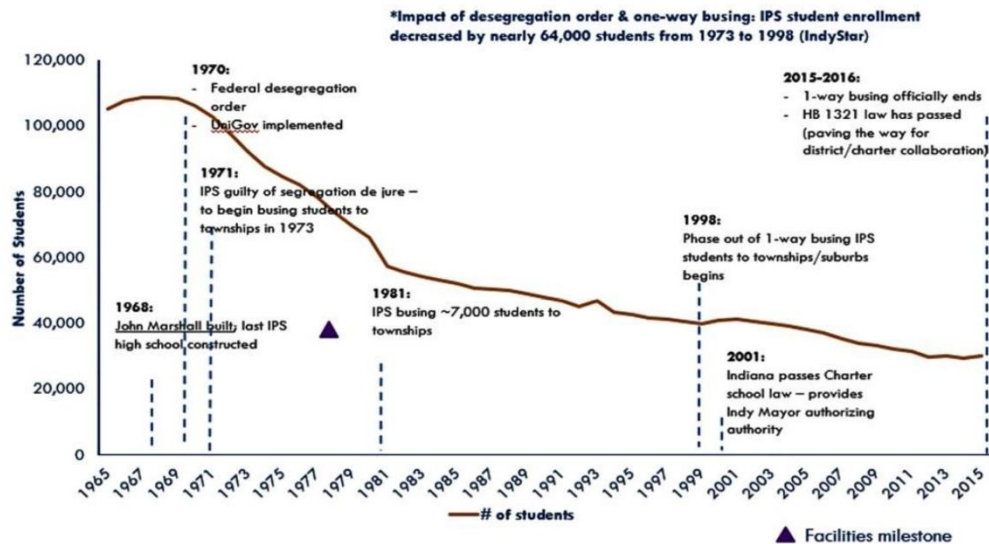
7

## Policy Shaping Indianapolis

- **1970:** “Unigov” unified of city-county government but intentionally left school districts separate.
- **1973:** Federal court order to desegregate IPS. The busing primarily involved black students being transported to neighboring township districts within Marion County.
- **2001:** Charter school law passes; Mayor of Indianapolis is given authorizing power.
- **2011:** SBOE takes over operations of Arlington HS, Manual HS, Howe HS & Emma Donnan MS and assigns a “lead partner” to George Washington HS and Broad Ripple HS.
- **2015:** Indiana General Assembly enacts House Bill 1009, allowing the creation of Innovation Network Schools. This legislation enables school corporations statewide to establish such schools. This serves as a response to state takeover and by 2020 essentially ends the practice in Indianapolis.
- **2016:** Last year of mandatory one-way busing. IPS expands pathways to become Innovation Network Schools including restart, charter partnerships, and conversion of existing district schools.
- **2022:** 25 Innovation Network Schools exist within IPS. Nearly a third of students attend an innovation school.
- **2025:** IPS fully implements the Rebuilding Stronger initiative. The Indiana General Assembly passes substantial property tax reform and creates the Indianapolis Local Education Alliance.

8

## Policy Shaping Indianapolis - Timeline



9



## Overview of Public Schools within IPS Boundary

- **42,000 public school students**
- **Transportation:** Schools provide thousands of bus miles/day, along with car, walking, and public transit models.
- **School types:** Traditional, IPS Innovation, Innovation Charter, Independent Charter
- **Specialized Programs:** IB, Montessori, STEM, Dual Language, Early College, preschool, Life skills, Performing Arts, CTE, Recovery High School etc.
- **Demographics:** 85% students of color, 30% English Learners
- **Buildings:** 67 facilities operated by IPS, including Innovation Network; 29 facilities owned or leased by independent charter schools.

10

## School Types and Governance Structures

- **IPS Operated:** Directly operated by IPS and governed by the elected IPS Board. Part of IPS LEA. Also called traditional public schools.
- **IPS Innovation:** Semi-autonomous schools (e.g., Edison) that remain in the IPS LEA. Governed by independent nonprofit boards and operated by external partners.
- **Innovation Charter:** Fully autonomous public charter schools (e.g., KIPP, Herron, Adelante) with external authorizers (OEI, ICSB, Education One). Governed by independent boards, outside IPS LEA. May contract with IPS for services, but have an innovation agreement with IPS.
- **Independent Charter:** Fully autonomous public charter schools (e.g., PSOE, ILH, IMSA) with external authorizers (OEI, ICSB, Education One). Governed by independent boards, no affiliation with IPS.

11

## Total Public School Enrollment Across the IPS Boundary Over Time



12

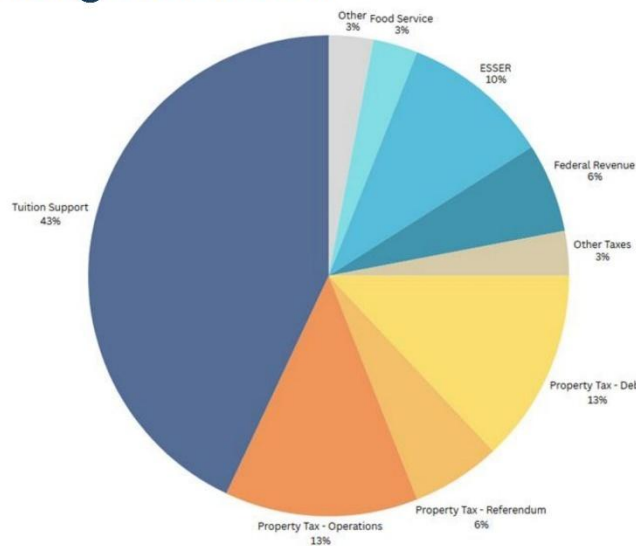
## How Indiana Funds Public Schools

While state funding makes up the vast majority of Indiana's public school funding, federal and local funding streams also support education:

- **Federal funding:** Allocated from the U.S. Department of Education primarily through Title Grants that focus on staff quality and support certain student populations, such as those experiencing poverty, English learners, and students with disabilities.
- **State dollars:** Income and sales taxes, cover basic classroom costs based on student enrollment and includes a Complexity Index adjustment for students facing higher needs, such as those experiencing poverty.
- **Local property taxes:** Supports transportation, building maintenance, safety, and capital needs. Affected by rate caps and increased deductions that can limit revenue growth.

13

## IPS – Funding Breakdown



Property taxes and local taxes total 33% of SY2024 Revenue

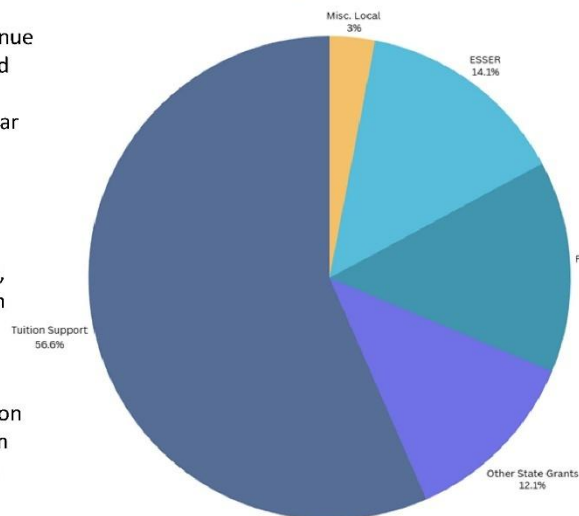
- State Tuition Support totaled 43% of IPS revenue in SY 2024
- Property Taxes and other local taxes totaled 35% of IPS revenue in SY 2024
- Federal Funding and other revenue sources totaled 22% of IPS revenue in SY 2024
- ESSER Funding is a one-time grant revenue source and cannot support ongoing operations

14

## Charter School – Funding Breakdown

This chart shows revenue for a mayor-sponsored charter school that is demographically similar to the district.

Beginning in June 2025, some charter schools in Marion County began receiving a portion of local property tax revenue from the Marion County school district in which the the students they serve reside.



- State Tuition Support totaled 56% of school revenue in SY 2024
- Other State Grants, including the \$1,400 per pupil Charter School Grant totaled 12% of revenue in SY 2024
- Federal Funding totaled 28% of the school's revenue in SY 2024
- ESSER Funding is a one-time grant revenue source that has now expired; cannot support ongoing operations

15

## Support and Data Collection

16

### Internal Support: IPS and OEI Staff

- **Shaina Cavazos**, Director of the Mayor's Office of Education Innovation
- **Rachel Santos**, Director of External Affairs, IPS
- **William Murphy**, Chief Operations Officer, IPS
- **Dan Parker**, Chief of Staff, Mayor's Office
- **Andrew Strobe**, Deputy Superintendent, IPS
- **Weston Young**, Chief Financial Officer, IPS

Staff assists in areas including meeting preparation, communications, contract drafting, vendor selection, community engagement, and data collection.

17

## Data Collection

Unless data is already available, requests were sent to all public charter schools in the IPS boundary. Data on IPS-operated schools is being compiled.

Focus areas include:

- Facility condition and specifications
- Building utilization and enrollment
- Transportation systems, routes and spending
- Details on instructional personnel and salaries

18

## External Support

Staff may seek technical assistance from external consultants to add capacity and aid in high-quality analysis. Role includes:

- Aggregating facility assessment data
- Analyzing transportation data and supporting recommendations for transportation system modeling
- Engaging stakeholders and solicit feedback
- Synthesizing data and information for preparing draft and final recommendations

Next steps would include issuing a Request for Qualifications (RFQ) and exploring existing contracts as opportunities for efficiency and expediency.

19

# Public Comment

20

## Public Comment Procedure

For everyone to have a fair chance to speak and be heard, please observe the following rules:

**First**, each speaker will be limited to 1.5 minutes. When the timer sounds, please conclude your statement.

**Second**, please ensure comments reasonably relate to the work of the ILEA and address the alliance as a whole.

**Finally**, please avoid repeating what a prior speaker has said so that we may hear from as many people as possible.

21

## Closing and Next Steps

22

### Tentative ILEA Roadmap

- **July/August:** Review current landscape, identify priority data
- **September/October:** Issues deep dive to identify potential challenges and recommendations
- **November/December:** Continued analysis and refinement of recommendations
- **December:** ILEA adopts final recommendations. Plan submitted to state and local leaders by 12/31.

23



## Closing

Next steps include:

- Review and finalize incoming data from schools
- Begin engaging external support

Next Meeting:

- 6 p.m., July 23, 2025.
- Details and upcoming meeting schedule available at <https://www.indy.gov/activity/indianapolis-local-education-alliance>
- Contact [ILEA@Indy.gov](mailto:ILEA@Indy.gov) or [IPSExternalAffairs@myips.org](mailto:IPSExternalAffairs@myips.org) with questions or comments.

24

## Wednesday, July 23, 2025, Public Meeting

The second full meeting of the Indianapolis Local Education Alliance was held on Wednesday, July 23<sup>rd</sup>, 2025, and was a general organization meeting held at the City-Council Building, Public Assembly Room from 6:00 P.M. – 7:44 P.M with 30 minutes committed to public comment. Of attendance was, Indianapolis Mayor Joe Hogsett, Dr. Aleesia Johnson, Tina Ahlgren, Barato Britt, Maggie A. Lewis, Tobin McClamroch, and Bart Peterson.

In the meeting, the Alliance first received a project management update with the addition of Michael O'Connor serving as project manager. His support included development of components for facility and transportation plan, coordination of meetings and materials, and engaging any other necessary vendors. Next, the Alliance received a presentation from Shaina Cavazos, Director of the Office of Education Innovation, on School Type, Enrollment, Academic, and Demographic Data. Finally, the Alliance received a presentation from Andrew



Strope, Deputy Superintendent at Indianapolis Public Schools and Jason O'Neil from Policy Analytics on Innovation Partnerships, Geographic, and Population Data.

## **Presentation – Wednesday, July 23, 2025**



# **Indianapolis Local Education Alliance**

July 23, 2025

## Agenda

- Welcome and Introductions
- Project management update
- Data update
- School Finance presentation
  - Discussion
- Public Comment
- Next Steps and Closing

2

## Alliance Members

- **Mayor Joe Hogsett**, Chair
- **Dr. Aleesia Johnson**, Superintendent, Indianapolis Public Schools
- **Tina Ahlgren**, Teacher, H.L. Harshman Middle School (IPS district-managed school parent appointee)
- **Barato Britt**, President/CEO, Edna Martin Christian Center (IPS board president appointee)
- **Maggie A. Lewis**, Majority Leader, City-County Council; CEO, Boys & Girls Clubs (mayoral appointee)
- **Tobin McClamroch**, Managing Partner, Dentons Bingham Greenebaum (mayoral appointee)
- **Andrew Neal**, CEO, Outreach Indiana (IPS innovation school parent appointee)
- **Bart Peterson**, Former Mayor of Indianapolis (mayoral appointee)
- **Angela Smith-Jones**, Associate VP for State Relations, Indiana University (mayoral appointee)

3

## Review: ILEA Responsibilities and Timeline

Established by state law in 2025, the Indianapolis Local Education Alliance (ILEA) is tasked with creating a comprehensive plan for Indianapolis public schools by a December 31, 2025, deadline.

Main responsibilities include:

- Assessing all IPS and charter school facilities
- Creating an asset management plan
- Establishing a more efficient and collaborative transportation system
- Developing templates for funding and revenue-sharing between the sectors.

The alliance may also consider broader issues like school performance and governance structures. From July through December 2025, the Mayor's Office has exclusive authority to authorize new charter schools within IPS boundaries. The ILEA's final report is due to state and local leaders at the end of the year.

4

## Project Management Update

**Michael O'Connor** has been engaged to serve as project manager

- Current Principal with Bose Public Affairs Group.
- President of the IPS Board of School Commissioners from 2018 to 2020
- Chief Deputy Mayor and Chief of Staff for the City of Indianapolis from 2000-2004.

**Support** will include development of components for facility and transportation plan, coordination of meetings and materials, engaging of any other necessary vendors.

5

## Data Update

- **School Landscape & Enrollment:**
  - A breakdown of all **99 public schools** by type (e.g., Direct Managed, Innovation, Charter) and governance structure.
  - Enrollment for 2024-25 and trends over past five years by school type and grade level.
- **Student Demographics:**
  - Demographic data for all schools, including breakdowns by race/ethnicity, Free/Reduced Lunch (FRL) eligibility, English Language Learner (ELL), and Special Education (SPED) status.
  - Trends in demographic enrollment over the last five years.
- **Academic Performance:**
  - Includes **ILEARN, IREAD, SAT**, graduation rates, and chronic absenteeism.
  - Performance data disaggregated by student subgroups
- **Systems & Geographic Context:**
  - Details on **IPS Innovation Partnerships**, including in-kind services.
  - Data on population trends, birth rates, and housing growth, plus a **geographic map** of school locations to inform future planning.

6

## Questions?

7

# School Finance Overview

8

## How Indiana Public Schools are Funded Today

While state funding makes up the vast majority of Indiana's public school funding, federal and local funding streams also support education:

- **Federal funding:** Allocated from the U.S. Department of Education primarily through Title Grants that focus on staff quality and support certain student populations, such as those experiencing poverty, English learners, and students with disabilities.
- **State dollars:** Income and sales taxes, cover basic classroom costs based on student enrollment and includes a Complexity Index adjustment for students facing higher needs, such as those experiencing poverty.
- **Local property taxes:** Supports transportation, building maintenance, safety, and capital needs. Affected by rate caps and increased deductions that can limit revenue growth.

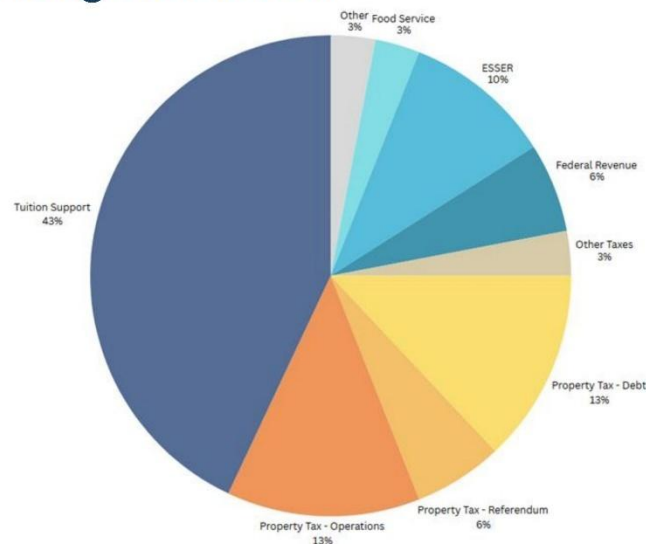
9

## State Funding – Defining Terms

- **Tuition Support:** The primary source of state funding for schools, based on student enrollment. This is often referred to as the "per-pupil" amount.
- **Complexity Grant:** Additional state funding provided to schools to support students from low-income households.
- **Education Fund:** The Education Fund is predominately classroom-level expenditures, such as teacher salaries, and is funded through state tuition support and federal grant funds.
- **Referendum:** A local ballot measure that allows school districts to ask voters for additional property tax revenue, either for operating expenses or capital projects.
- **Complexity Index:** The base amount is then multiplied by a "complexity index" for each student who qualifies for free or reduced-price lunch, providing additional funding for those students.
- **Charter School Grant:** Charter schools receive an additional per-pupil grant from the state to help cover operational and facility costs, as they do not have the ability to raise local property tax revenue.

10

## IPS – Funding Breakdown



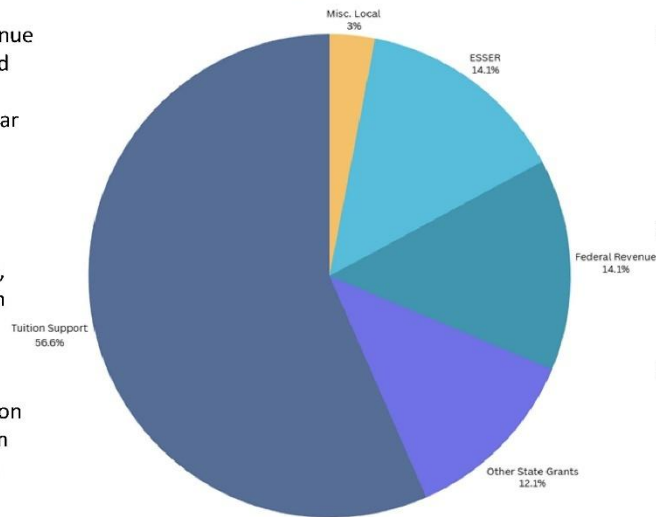
- State Tuition Support totaled 43% of IPS revenue in SY 2024
- Property Taxes and other local taxes totaled 35% of IPS revenue in SY 2024
- Federal Funding and other revenue sources totaled 22% of IPS revenue in SY 2024
- ESSER Funding is a one-time grant revenue source and cannot support ongoing operations

11

## Charter School – Funding Breakdown

This chart shows revenue for a mayor-sponsored charter school that is demographically similar to the district.

Beginning in June 2025, some charter schools in Marion County began receiving a portion of local property tax revenue from the Marion County school district in which the students they serve reside.



- State Tuition Support totaled 56% of school revenue in SY 2024
- Other State Grants, including the \$1,400 per pupil Charter School Grant totaled 12% of revenue in SY 2024
- Federal Funding totaled 28% of the school's revenue in SY 2024
- ESSER Funding is a one-time grant revenue source that has now expired; cannot support ongoing operations

12

## Property Taxes and School Funding - Overview

- **Pre-2008:** Schools relied heavily on local property taxes for their general operating funds.
- **2008 Property Tax Caps:** The state implemented constitutional caps on property taxes, significantly limiting local funding for schools.
- **Shift to State Funding:** To make up for the loss, the state shifted to a system where the majority of school funding comes from state sales and income taxes, distributed through a complex formula.
- **The Rise of Choice:** The expansion of charter schools and the creation of the Innovation Network model introduced new complexities to the funding landscape.
- **Referendum:** For IPS, referendums have been a critical tool to supplement the Operations Fund and to fund major capital projects, like the Rebuilding Stronger initiative. The current 8-year operating referendum began 2018 and expires in 2026.
- **Funding Disparity:** The inability of charter schools to access local revenue streams has been a central point of debate and is a key reason for the creation of the ILEA.

13



## Local Funding – Defining Terms and Concepts

- **Operations Fund:** This is the primary bucket of funding for the physical infrastructure of our schools—the buildings and the buses.
- **Assessed value:** The dollar value assigned to a property by the local government for taxation purposes. Assessed value determines how much tax revenue a school district can collect from local property taxes. A higher assessed value typically means more potential funding for schools—unless limited by property tax caps or circuit breakers.
- **Property tax rate:** The amount of tax levied per \$100 of assessed property value. It's expressed in dollars per \$100 of value and varies by taxing district. School districts set tax rates to generate funding for specific needs, like transportation or capital projects. These rates, combined with assessed values, determine total property tax revenue. Some rates—like those approved by referendum—can exceed normal limits.
- **Property tax caps:** The constitutional limits on how much property owners can be taxed, based on the type of property.
- **Circuit breaker:** The tool used to enforce property tax caps. When property taxes exceed these limits, the excess is not collected. This results in lost revenue for schools and other local units of government.

14

## Circuit Breaker Rate Caps

Cap	Description
1%	Homestead Property
2%	Rental Residential; Long term care; farm land
3%	Non-residential

- Circuit breaker caps apply to the gross assessed value (market value) of the property.
- Taxes levied in excess of the cap are not paid by the taxpayer (and not received by taxing units).
- Debt service funds are “protected” from the circuit breaker caps
- Referendum funds are “outside” of the circuit breaker caps.

15

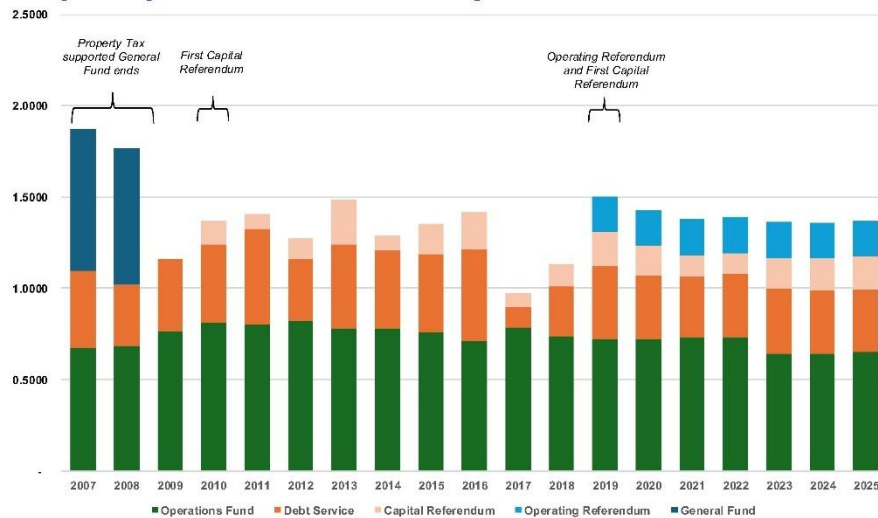


## Timeline of Property Tax Policy Change

1998	Indiana Supreme Court finds Indiana's system of property tax assessment is unconstitutional	2011	Full implementation of 2008 property tax reform, including circuit breaker rate caps.
2003	All real property is assessed using market value in use	2014	Reorganization of local income taxes, including property tax relief.
2004	Phase out of inventory tax begins.	2019	Consolidation of Capital Projects, Transportation and Bus Replacement into Operations Fund.
2007	Market value reassessment and property tax "crisis."	2024	Rapid assessed value increase lead to limited property tax relief.
2008	Major property tax reform is passed by the General Assembly.	2025	Major local government finance reform enacted in SEA 1 - 2025

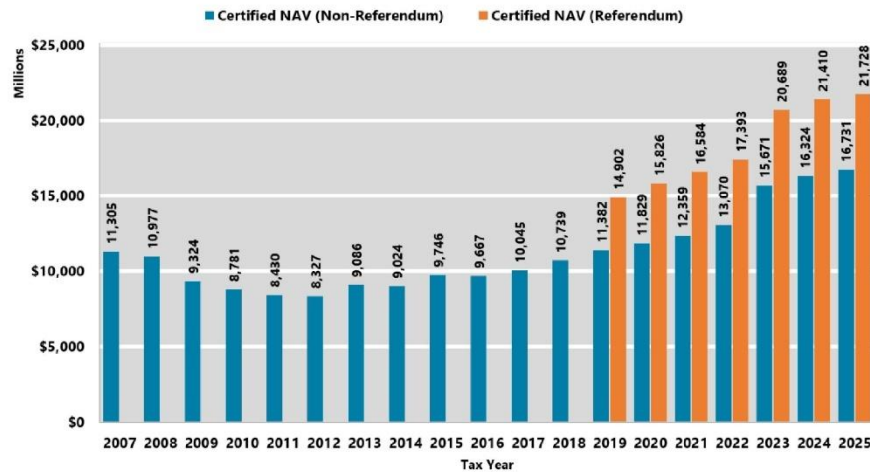
16

## IPS Property Tax Rate History



17

## IPS Assessed Value History



18

## SEA 1 -2025 Overview & Implications

- Introduces a property tax credit for homeowners, equal to 10% of property tax liability, up to \$300 (unfunded).
- Scales the supplemental homestead deduction to 67% by 2031.
- Introduces a non-homestead residential deduction of 33%.
- Exempts certain depreciable personal property from assessment.
- Restructures the local income tax, beginning in CY 2028.
- Allocates operations fund dollars to charter schools on a per student basis.

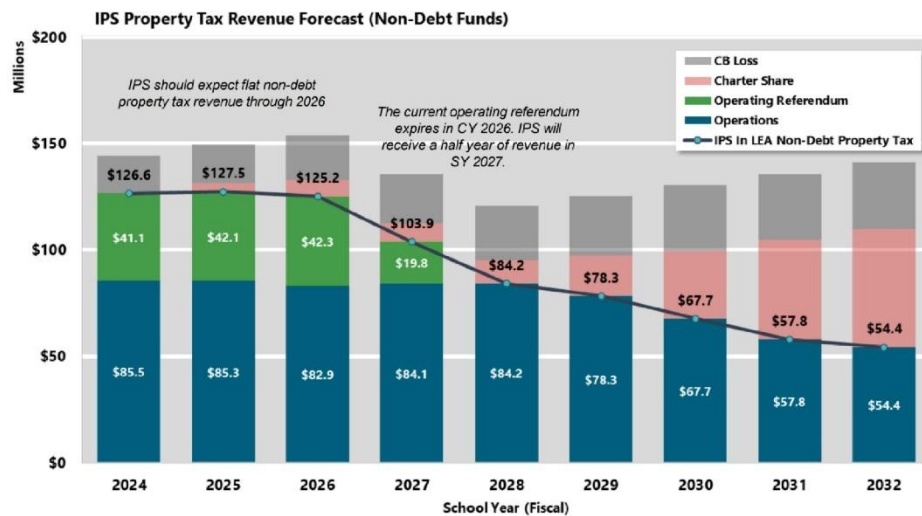
19

## SEA 1 -2025 Overview & Implications

1. Taxing units should expect reduced property tax revenues (compared to baseline) due to the homestead credit and new deductions (~ \$5M in 2026 per LSA).
2. Due to tax base restructuring, future operating referenda will require higher tax rates to yield current levels of revenue.
3. As SEA 1 is fully implemented, future property tax revenue growth will be largely dependent on tax base growth.
4. The allocation of operations fund revenue to charter schools is a marked increase over prior law.

20

## IPS Property Tax Revenue Forecast



Content updated 5.15.2025

21

## Looking ahead

- Recent legislation will begin to allow charter schools to receive a share of local property tax revenue, including referendum funds.
- The ILEA is charged with developing the "how"—the specific mechanisms and agreements for this new era of shared funding.
- This includes:
  - Creating templates for revenue-sharing agreements.
  - Developing a capital levy approval process.
  - Ensuring that this new system is implemented in a way that is equitable, efficient, and benefits all students.

22

## Discussion

23

## Public Comment Procedure

For everyone to have a fair chance to speak and be heard, please observe the following rules:

**First**, each speaker will be limited to **1.5** minutes. When the timer sounds, please conclude your statement.

**Second**, please ensure comments reasonably relate to the work of the ILEA and address the alliance as a whole.

**Finally**, please avoid repeating what a prior speaker has said so that we may hear from as many people as possible.

24

## Public Comment

25

## Next Steps

26

### Tentative ILEA Roadmap

- **July/August:** Review current landscape, identify priority data around academics, transportation, facilities, etc.
- **September/October:** Issues deep dive to identify potential challenges and consider draft recommendations
- **November/December:** Continued analysis and refinement of recommendations
- **December:** ILEA adopts final recommendations. Plan submitted to state and local leaders by 12/31.

27

## Closing

Next steps include:

- Preparing transportation and facility data

Next Meeting:

- 6 p.m., Aug 20, 2025.
- Details and upcoming meeting schedule available at <https://www.indy.gov/activity/indianapolis-local-education-alliance>
- Contact [ILEA@Indy.gov](mailto:ILEA@Indy.gov) or [IPSEExternalAffairs@myips.org](mailto:IPSEExternalAffairs@myips.org) with questions or comments.

28

## Wednesday, August 20, 2025, Public Meeting

The third full meeting of the Indianapolis Local Education Alliance was held on Wednesday, August 20th, 2025, and was a general organization meeting held at Emma Donnan Elementary and Middle School, Scholar Center from 6:00 P.M. – 8:16 P.M with 30 minutes committed to public comment. Of attendance was, Indianapolis Mayor Joe Hogsett, Dr. Aleesia Johnson, Tina Ahlgren, Maggie A. Lewis, Tobin McClamroch, Andrew Neal, Bart Peterson, and Angela Smith-Jones.

This meeting was centered around the conversation of facilities. In the meeting, the Alliance first received an informational presentation on cross-collaboration from Eddie Rangel, Chief Executive Officer of Adelante Schools. Next, the Alliance received a presentation on facilities from Dr. Keeanna Warren, PhD, Purdue Polytechnic High Schools. Moreover, the Alliance received a presentation on facilities from Andy Seibert, Chief Executive Officer,

TogetherED. Finally, the Alliance received a presentation on facilities from Andrew Strobe and Weston Young, Chief Financial Officer, Indianapolis Public Schools.

## **Presentation – Wednesday, August 20, 2025**



# **Indianapolis Local Education Alliance**

August 20, 2025



## **Agenda**

- Welcome and Opening Remarks
- PPHS – Charter School Facilities Presentation
- TogetherEd – Charter School Facilities Presentation
- ILEA Q&A – Charter Partners
- IPS Facilities Presentation
- ILEA Q&A – IPS
- Public Comment
- Closing and Next Steps

2

## **Welcome and Opening Remarks**

3

## Charter School Facilities

4

## *Indianapolis Local Education Alliance Presentation*

Keeanna Warren, PhD  
August 20, 2025

 **PURDUE POLYTECHNIC  
HIGH SCHOOLS**

# About Us

---

## Why We Exist

We are here to give each student access to their *next giant leap*—whether that means earning admission to Purdue University or pursuing a different path that reflects their unique goals and aspirations. At PPHS, we set high expectations and provide meaningful opportunities so every student can build a future that excites them.

## How We Do It

We create relationship-driven schools where students are known, supported, and challenged. Our learning is personal, hands-on, and deeply connected to the real world—preparing students for successful independence beyond high school.

## Our Commitment

We offer access and a clear pathway to Purdue University. Every student is known, valued, and empowered to take ownership of their learning and their future.



# Our Schools

---

**PPHS ENGLEWOOD**



**PPHS BROAD RIPPLE**



**PPHS SOUTH BEND**



**PPHS LAB**

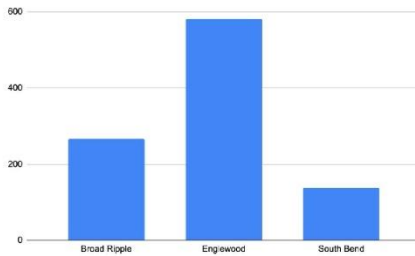


# Enrollment

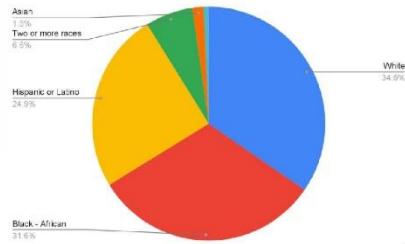
## Total Enrollment

960

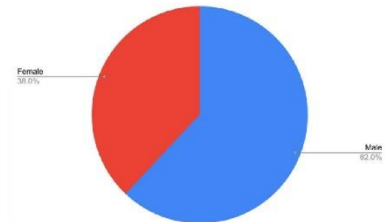
## Enrollment by School



## Enrollment by Race



## Enrollment by Gender



**P** PURDUE POLYTECHNIC  
HIGH SCHOOLS

# Our Partnerships Matter

We are grateful to our **facilities partners**, Indianapolis Public Schools (IPS) and the Englewood Community Development Corporation (ECDC). Even with limited resources, both have consistently put students first—working alongside us to overcome challenges and strengthen our school community.

**P** PURDUE POLYTECHNIC  
HIGH SCHOOLS

# ***PPHS Schweitzer Center at Englewood***

## **Facilities & Growth Overview**

---

### **Our Flagship Campus**

- Opened in the **2017–18 school year** at **The Union 525** in downtown Indianapolis with 150 freshmen.
- Outgrew the space at the **end of the first year**.
- **SY 2018–19 and 2019–20**: Operated on the 4th floor of **Circle Centre Mall** while awaiting permanent facility.
- **2020–21**: Moved into **PR Mallory Campus** as our long-term home.
- Now serve **630 students in grades 9–12**, with 99.52% residing in Marion County.

### **Multiple Buildings Supporting Students in a Vibrant, Partner-Rich Community**

- **Mallory Building** – 3029 E Washington St. | 53,154 SQFT | 25 classrooms (2nd & 3rd floors)
- **Bunker Building** – 3 Moore Ave. | 12,752 SQFT | 3 classrooms
- **Cornerstone Church** – 2837 E New York St. | 4,000 SQFT | 3 classrooms + 1 conference room



## Strength & Opportunities

---

- Embedded in a vibrant neighborhood with strong community engagement
- Character-rich, PPHS-branded building fostering strong student and family identity
- Seamless K–12 pathway with Paramount, including program collaborations
- Space designed for our unique learning model
- High transit access via IndyGo, with top student ridership and planned Blue Line
- Large lot with future expansion potential
- Scratch-cooking facilities for fresh meals
- Rich history and abundant natural light
- Fully equipped Makerspace, labs, and engineering facility with professional-grade tools for projects from design to large-scale builds
- State champion, nationally recognized robotics team and 20+ IHSA sports



## Challenges & Constraints

---

- Facilities cost
- No ownership of primary property, limiting long-term investment
- Aging infrastructure requiring significant maintenance (including a new roof)
- No parking for staff, currently parking on a lot that needs remediation
- Limited parking for guests
- Located on busy East Washington Street with Indy go line under development
- No auditorium/gathering space; some classrooms undersized for 28+ students
- Indoor air quality issues and poor acoustics
- No on-site sports facilities
- Limited space for growth, with demand exceeding available capacity



# ***PPHS Broad Ripple***

## **Facilities & Growth Overview**

---

### **Broad Ripple Campus**

- **2019–20 and 2020–21 school years:** Located at **1405 Broad Ripple Avenue**, a two-story commercial building with limited classroom space.
- Began with **65 students in grades 9–10** and quickly outgrew the space.
- **2021–22 school year:** Operated across **two locations** — the original Broad Ripple site and the **Storefront Theatre of Indianapolis**, less than 2 miles apart — with students taking classes in both locations.
- **2022–23 school year:** Began using space on the **former Broad Ripple High School** campus at **1115 Broad Ripple Ave.**, occupying the **3rd floor** with 32 classrooms, an auxiliary gym, and a cafeteria.
- Now serve **about 220 students in grades 9–12**, with 96.26% of Broad Ripple students residing in Marion County.

### **Multiple Facilities and Resources Supporting Students**

- **Broad Ripple Building** – 123,721 SQFT | 3rd floor with 32 classrooms, auxiliary gym, and cafeteria
- Access to **shared athletic fields, gymnasiums, and track** through IPS





## Strength & Opportunities

---

- Limited access to sports facilities and a supportive neighborhood association
- IPS covers maintenance
- Space to grow and adapt programming
- Benefits from IPS's scale and systems, including expanded resources, purchasing power, and district-level operational support
- A fully equipped Makerspace and engineering labs provide students with professional-grade tools and space for large-scale projects like go-kart design, robotics, and mechanical builds.
- Growing IHSA sports programs, including soccer, basketball, and track.



## Challenges & Constraints

---

- Shared facilities limit customization, impact scheduling, and require coordination with other school communities.
- Limited use of athletic facilities
- Building not designed for PPHS, creating layout inefficiencies.
- 3rd-floor location in an older building with no strong visual identity.
- Lacks PPHS branding (e.g., crimson lockers instead of school colors).
- Kitchen limited to warming only, not full cooking.
- Ongoing Wi-Fi, heating, and cooling issues.
- No ownership or full control over building use.
- Limited parking.
- Governance challenges for event and space usage.
- Classrooms and shared spaces need upgrades to meet modern learning standards.
- Notice of deficiency from OEI due to falling enrollment





# Facilities Goals & Priorities

---

- All students in Indianapolis have access to updated, high-quality spaces that meet their educational needs
- Increased access to shared spaces and sports facilities
- Updated, PPHS-branded campuses
- Opportunity to lease or purchase our facilities if it becomes available



***Thank you!!!***

Polytechnic High School

# INDIANAPOLIS LOCAL EDUCATION ALLIANCE

AUGUST 20, 2025

ANDY SEIBERT  
TOGETHERED

20

## Agenda



Facility and  
Transportation Pilot  
Overview (HEA 1515)



Facility Funding for  
Charter Schools



Q&A



Facility Context for  
Charter Schools



Overview of  
Strengths &  
Challenges

21



Established in 2025 through **HEA 1515**



Requires facilities assessments & long-term plan



Creates **Facilities Pilot + Transportation Pilot**



Built on collaboration: charter schools, community partners, non-public schools



**54** schools engaged

**21,650** students represented in the pilots

22

#### **Spring 2025 – Legislation Passed**

- HEA 1515 establishes ILEA
- IDOE begins designing pilot application process

#### **Summer/Fall 2025 – Pilot Development & Selection**

- IDOE released application due 8/15
- Schools and partners engaged to discuss transportation and facility assets and challenges
- Indianapolis-based application submitted
- IDOE will review and confirm recipients – October 2025

#### **Winter 2026 – Pilot Launch**

- Short and medium term collaboration and innovation pursued by pilot coalition

#### **2026–2027 – Ongoing Evaluation**

- Data collection on efficiency, cost savings, and student impact
- Mid-course adjustments informed by early results

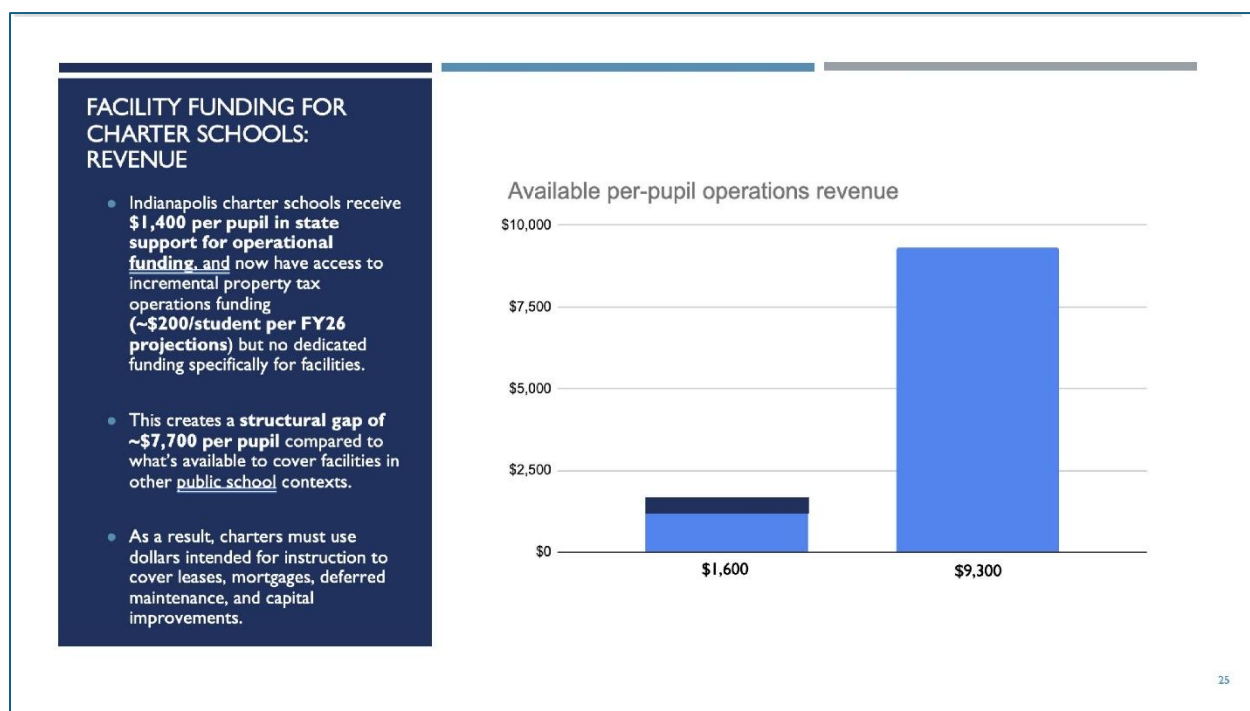
#### **2028 – Expansion / Policy Consideration**

- Legislative review of pilot outcomes
- Potential to sustain and/or expand efforts

23

<b>Charter School/Network-Owned</b> <ul style="list-style-type: none"> <li>• 23 schools (8 Innovation, 15 Independent)</li> <li>• Stability, equity, control</li> <li>• Debt and financing challenges</li> <li>• Full maintenance &amp; compliance responsibility</li> </ul>	<b>Lease Arrangements</b> <ul style="list-style-type: none"> <li>• Common entry point for new/small schools</li> <li>• Strong options if speed/flexible launches are a priority</li> <li>• No equity, subject to owner's plans/intended use</li> </ul>
<b>IPS-Owned (Innovation Network)</b> <ul style="list-style-type: none"> <li>• 67% of Innovation students (7,400) in IPS facilities</li> <li>• Established buildings with more space, higher quality common spaces (i.e. gyms, cafeterias,</li> <li>• Lower direct costs because of IPS in-kind supports</li> </ul>	<b>Co-Located/Shared</b> <ul style="list-style-type: none"> <li>• Space shared with IPS, other charter schools, or community partners</li> <li>• Cost-efficient, community integration</li> <li>• Scheduling conflicts, culture inconsistency, risk of displacement depending on ownership structure</li> </ul>

24



25

## FACILITY FUNDING FOR CHARTER SCHOOLS – EXPENSES



**Facility costs vary widely:** some charters report over **\$3,000 per student annually**.



Many carry **long-term lease obligations or significant debt service for owned buildings** that have to be addressed with general operations funds.



These obligations are **paid from the same per-pupil dollars** that must also fund teacher salaries, curriculum, and student supports.



Schools face substantially higher financing costs because of a lack of access to sustainable municipal bonds and an inability to issue referenda

26

### **Innovative and efficient utilization**

Charter schools have established and thrived within a diversity of facility contexts.

### **Flexibility**

Ability to right-size or expand capacity quickly to respond to students, families, and neighborhoods and to align with programmatic vision.

### **Creative partnerships**

Schools co-locate with community organizations, lease non-traditional spaces, and adapt facilities that deepen ties in neighborhoods across the city.

### **Long-term investments**

Many charters own their buildings, building stability and equity over time despite financing challenges.

## CHARTER SCHOOL FACILITY STRENGTHS

27

---

**No dedicated capital revenue**

Charters receive only \$1,400 per pupil in state operations funding and have incremental access to local property tax operations funding (~\$200/student). Today, there is a ~\$7,700/student gap comparative to other public school contexts.

**Financing constraints**

Charters face higher financing costs as a result of not having access to sustainable municipal bonds and not being able to issue referenda.

**High facility costs**

Due to structural challenges across various contexts, charter schools face high facility costs that require redirecting general operating funding that could be used to hire more teachers and staff and invest in high-quality programming for students.

**Deferred maintenance burden**

Most available or vacant buildings come with tremendous deferred maintenance needs—often requiring millions in repairs and upgrades before they can be safely used as schools.

## CHARTER SCHOOL FACILITY CHALLENGES

28

---

## PARTNERSHIP GRATITUDE Q&A

29

## **ILEA Q&A**

30

## **IPS Facilities**

31

Proud to be Public Proud to be Public Proud to be Public Proud to be Public Proud to be Public Proud to be Public Proud to be Public Proud to be Public Proud to be Public Proud to be Public

# teamIPS

## IPS Facilities Overview

August 20, 2025

32

teamIPS

Agenda

2

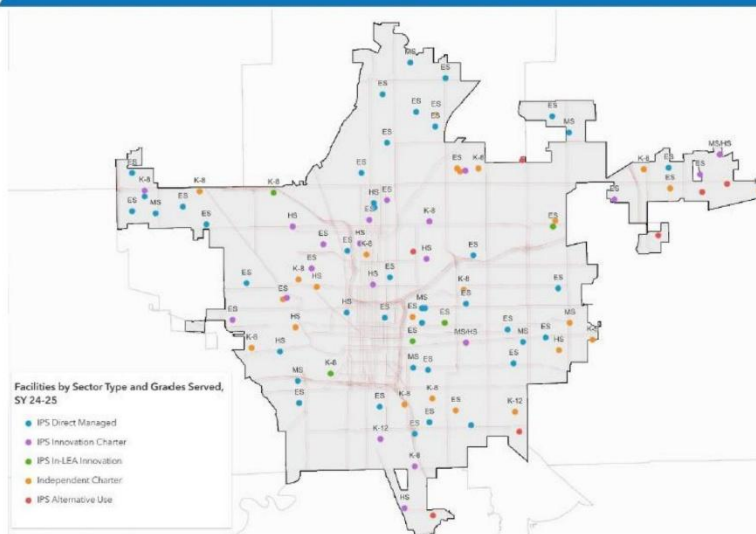
- Current Landscape
- Partnerships
- History
- Key Questions



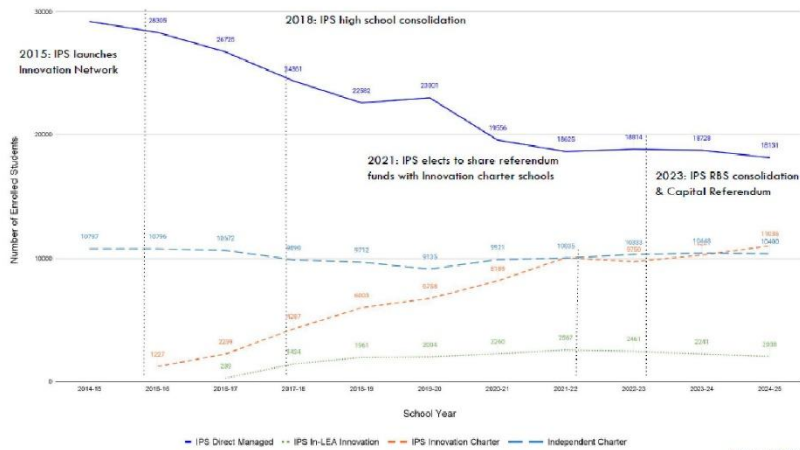
33



- **98** total public school buildings within IPS boundaries
- **65** IPS-owned facilities (Direct-Managed, Innovation, and Alternative Use)
- **33** charter facilities (Innovation and Independent)
- **67%** of public school students attend school in an IPS-owned building
- IPS spends **\$150M annually** to operate school facilities



Total K-12 ADM Student Enrollment by Sector Type, SY 14-15 to SY 24-25

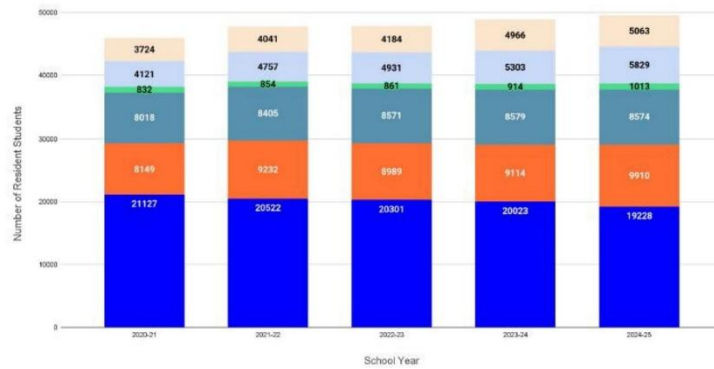


36

### Enrollment Change by Sector Type

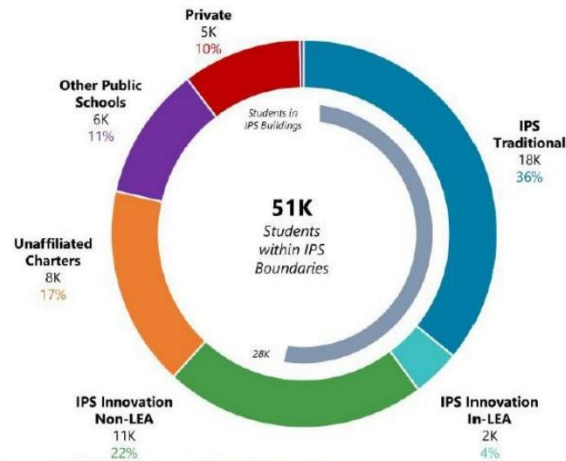
Since SY 20-21, the number of IPS boundary resident students attending public schools within the IPS boundary has increased **1%**.

IPS Boundary Resident Student Enrollment by School Type, SY 20-21 to SY 24-25



37

#### Distribution of Resident Students



Content updated 1.16.2025 Source: SY2024-25 Fall Transfer Report

38

### Annual Operating Expenses (Day-to-Day Upkeep)

- Paid from the Operations Fund (part of annual school budget)
  - Covers utilities, routine maintenance, custodial services, minor repairs
  - Approved annually through the district's operating budget
  - No separate voter approval required
  - Revenue source is property tax levy

**Power Rangers Program**

In 2024 we have rolled out a new program...The Power Rangers! It is our belief that the kids in the classroom have the power to help take our program to the next level. Staff can select their own Power Rangers for the school and change them as needed. We are looking to roll this out in k-5 to begin with. Power Rangers will graduate their successful mission with a certificate.

**Schools Participating**

- Carl Wade-79
- Edison school of the arts-47
- Jonathan Jennings-109
- Robert Frost-106
- Sanku at Arlington Woods-99
- James Lewis-81
- Ralph Emerson-58



39

10

### Major Capital Improvements (Replacement, Renovations, & New Buildings)

- Funded through Capital Projects Bonds/Debt (requires approval)
  - Requires School Board approval to propose funding; may also require voter approval
  - Long-term debt is issued and repaid through a Debt Service Fund (property tax revenues)
  - Debt Proceeds used for Improvements



40

12

### Partnerships & Rental

Since June 2024: ~250 short- or medium-term uses of IPS facilities. Excludes Innovation partners and long-term agreements

School Year 2025–26: 60 facility use requests already submitted

#### Access & Reservations:

- Facilities use and reservation request portal available on the IPS website

#### Examples:

- Howe MS: Early Learning Center
- Arsenal Tech HS: Gennesaret Dental Clinic, 100 Black Men, Boner/Chase Legacy Center
- Arlington MS: Family Resource Center
- Paul Miller 114: The Excel Center
- George Washington HS & School 49: Indy Parks
- Broad Ripple MS: Farmer's Market
- Washington Irving 14: ELEVATE & Playworks
- Eliza Blaker 55: Broad Ripple Haverford Little League



41



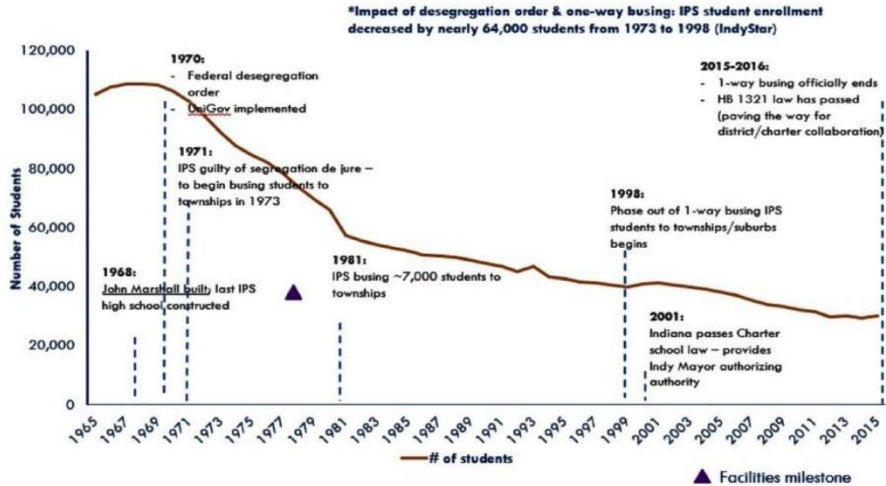
- **Innovation Network Schools**
  - 2014: Indiana passes innovation network school law to allow for districts and charters to cooperate & collaborate on facilities and services through innovation network school agreements.
  - From 2015 to 2025, IPS approves or converts **30** schools to innovation network schools (both charter & in-LEA innovation schools).
- **Innovation Network Agreements**
  - IPS supports innovation network school partners with operations funds to support student transportation, custodial services, IT services, and other facilities-related support services.



42

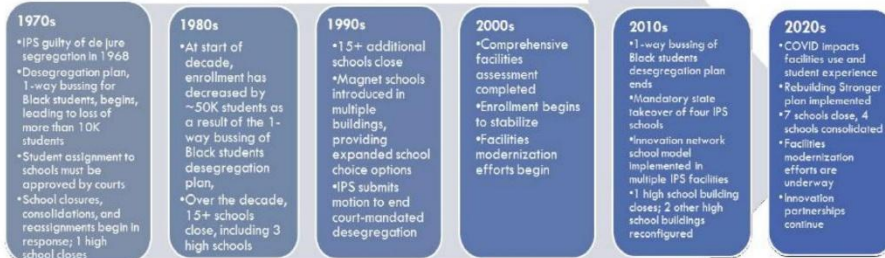
- **13 Innovation schools** in IPS-owned buildings
  - **2 Innovation schools co-located** with district-run schools
  - **\$33M in in-kind services** to Innovation schools (2023-24)
- **\$118M in capital improvements** through Rebuilding Stronger capital referendum
- **Example: Adelante (Emma Donnan) + 2023 Capital Referendum**
  - Renovated roof, exterior windows and doors, interior doors and gym ceilings, electrical, plumbing, HVAC, lighting, elevators, and fire alarm
  - Increased security through card access and cameras
  - State-of-the-art VOIP phone system and intercom

43



44

*The operation and use of IPS facilities has been a direct result of the legal and policy conditions put in place. Facilities use can not be examined absent this context.*



45

*The operation and use of IPS facilities has been a direct result of the legal and policy conditions put in place. Facilities use can not be examined absent this context.*



- IB and STEM program enrollments have **more than doubled**.
- MS World language enrollment has **increased 75%**.
- MS Instrumental Music enrollment has **increased more than 50%**.
- Elementary computer science enrollment has **increased 120%**.
- The number of district buildings operating "at scale" has **increased 10%**.
- District utilization rate has **increased 3%**.
- Enrollment in buildings in "Good" or better condition has **increased 15%**.

46

- No common definition of 'building capacity'
- **Key questions:**
  - How many students are there in the IPS boundary (present and future forecast)?
  - How many buildings/facilities should support those students?
  - How do we best utilize finite resources to support these facilities for the short and long term?
  - **What does our community desire to be true for our children and their educational experience?**

47



48

## ILEA Q&A

49



## Public Comment Procedure

For everyone to have a fair chance to speak and be heard, please observe the following rules:

**First**, each speaker will be limited to **1** minute. When the timer sounds, please conclude your statement.

**Second**, please ensure comments reasonably relate to the work of the ILEA and address the alliance as a whole. Tonight, comments should focus on facilities.

**Finally**, please avoid repeating what a prior speaker has said so that we may hear from as many people as possible.

50

## Public Comment

51

## Tentative ILEA Roadmap

- **July/August:** Review current landscape, identify priority data around academics, transportation, facilities, etc.
- **September/October:** Issues deep dive to identify potential challenges and consider draft recommendations
- **November/December:** Continued analysis and refinement of recommendations
- **December:** ILEA adopts final recommendations. Plan submitted to state and local leaders by 12/31.

52

## Closing

Next steps include:

- Transportation focus coming in September
- Data collection and analysis ongoing

Next Meeting:

- 6 p.m., Wednesday, Sept. 24, 2025.
- Details and upcoming meeting schedule available at <https://www.indy.gov/activity/indianapolis-local-education-alliance>
- Contact [ILEA@Indy.gov](mailto:ILEA@Indy.gov) or [IPSEExternalAffairs@myips.org](mailto:IPSEExternalAffairs@myips.org) with questions or comments.

53

**OEI Charter School Data Report– Wednesday, August 20th, 2025**

Indianapolis Local Education Alliance  
August 20, 2025  
Charter School Data Report

---

## EXECUTIVE SUMMARY

This report has been prepared by the Office of Education Innovation (OEI) for members of the Indianapolis Local Education Alliance (ILEA). The information presented was either taken from publicly available [required annual independent audits](#) or was submitted directly to OEI by charter school leaders. Of the 54 independent charter and Innovation Network charter schools within the IPS boundary, 50 submitted partial or complete data referenced in this analysis. Data from adult high schools and virtual schools have been excluded

Section 1 provides foundational data about charter schools within the IPS boundary. Sections 2–4 focus on facilities, capacity, ownership, and financial measures, including staff expenses. Section 2 also includes a review on services provided through the IPS Innovation Network partnerships, referencing some information previously provided to the ILEA in July.

Rounding, categorization, and differing interpretations may introduce minor inconsistencies between these and external datasets, which should be considered in any further analysis. This report is intended to be informative and not constitute

While this report is not exhaustive, it highlights key trends and descriptive context that reflect the diversity and complexity of the charter school environment in Indianapolis. Facility and staffing costs represent the two largest categories of school expenditures, though they vary widely depending on school type, building arrangement, and in-kind support. Understanding these differences in facility and staffing costs is critical for evaluating fiscal management across schools and guiding future recommendations.

This report includes:

- Section 1: Public School Breakdown
- Section 2: Facilities, Capacity and Ownership
  - 2.1 Charter School Facility and Capacity Overview
  - 2.2 Facility Occupancy and Ownership
- Section 3: Facility and Staff Expenses
  - 3.1 Charter School Financial Overview
  - 3.2 Facility Costs
  - 3.3 Expenditures and Revenue
- Section 4: Map of Public Schools in the IPS Boundary
- Appendix A: Data Sources

## SECTION 1: PUBLIC SCHOOL BREAKDOWN

This section provides detailed lists of public schools within the IPS boundary, categorized by type (e.g., IPS Direct Managed, IPS In-LEA Innovation, IPS Innovation Charter, Independent Charter) governance structure, and grade levels served. This data reiterates the variety of school models currently operating and the different oversight structures in place.

### Key Findings

**Total Schools:** There are 103 public schools operating within IPS boundaries, of which Innovation Network Schools make up a significant share.

**Charter Schools:** 54 charter schools operate in the city, both as independent charters and as part of the IPS Innovation Network. They collectively serve more than half of students enrolled in the IPS boundary.

**Innovation Partnerships:** IPS collaborates with charter schools through the Innovation Network, providing district facilities, in-kind services, and enrollment system access, which shapes facility and cost structures.

### Public School Types

IPS Direct Managed: Traditional district-run public schools fully operated, staffed, and managed by IPS without an innovation agreement. These schools follow all IPS policies and oversight structures. These schools are operated and overseen by IPS and the Board of Commissioners and are part of the IPS Local Education Agency (LEA).

IPS In-LEA Innovation: Schools that are part of the IPS district but are operated under agreements that give them certain freedoms and flexibilities in terms of budgeting, programming, and hiring. These schools use IPS facilities and receive IPS transportation services. These schools are not charter schools and might also be called “In-LEA Innovation Schools.”

*What is an LEA? A Local Education Agency (LEA) is the legal entity responsible for compliance with state and federal education law (e.g., special education, Title I). IPS is the LEA for all direct-run schools and In-LEA Innovation Schools. IPS Innovation Charter Schools and independent charters have their own LEA status.*

IPS Innovation Charter: Schools that are part of the IPS Innovation Network but are run by charter operators and overseen by charter authorizers. Some of these schools use IPS facilities and receive IPS transportation services under their Innovation agreements. They are considered their own LEA/district and might also be called “Non-LEA Innovation Schools”.

Independent Charter: These schools are run by charter operators and overseen by authorizers, and they have no formal affiliation with IPS and are not part of the Innovation Network.

### Overall Number of Schools and Enrollment by School Type, 2024-25 School Year

Type	Number of Schools	Enrollment
IPS Direct Managed	44	18,970
Independent Charter	29	10,415
IPS Innovation Charter	25	11,071
IPS In-LEA Innovation	5	2,092
<b>Total</b>	<b>103</b>	<b>42,548</b>

### Public Charter School Breakdown Reference Sheet, 2024-25 School Year

This excludes two virtual schools and all adult high schools in the boundary.

- Green: Authorized by ICSB
- Blue: Authorized by OEI
- Orange: Authorized by Trine University
- Bold: IPS Innovation Charter School

ACE Preparatory Academy	Vision Academy
Allegiant Preparatory Academy	Promise Prep
Andrew J Brown Academy	<b>Avondale Meadows Middle School</b>
Avondale Meadows Academy	<b>BELIEVE Circle City High School</b>
Bethel Park Elementary	<b>Christel House Academy South</b>
Charles A Tindley Accelerated School	<b>Christel House Watanabe Manual High</b>
Christel House Academy West	<b>Emma Donnan Elementary and Middle</b>
Circle City Prep	<b>Enlace Academy</b>
GEO Next Generation Academy	<b>Global Preparatory Academy</b>
Indiana Math & Science Academy West	<b>Herron High School</b>
Indianapolis Metropolitan High School	<b>Herron Preparatory Academy</b>
Invent Learning Hub	<b>Herron-Riverside High School</b>
Irvington Community Elementary School	<b>KIPP Indy College Prep Middle</b>
Irvington Community Middle School	<b>KIPP Indy Legacy High</b>
Irvington Preparatory Academy	<b>KIPP Indy Unite Elementary</b>
James & Rosemary PLA Middle School	<b>Liberty Grove School</b>
James & Rosemary PLA High School	<b>PLA @ 48</b>
Paramount Brookside	<b>Matchbook Learning</b>
Paramount Cottage Home	<b>Monarca Academy</b>
Paramount Englewood	<b>PLA @ 103</b>
George and Veronica Phalen Leadership Academy	<b>PLA @ 93</b>
Rooted School Indianapolis	<b>Purdue Polytechnic High School Broad Ripple</b>
Southeast Neighborhood School of Excellence	<b>Purdue Polytechnic High School Englewood</b>
The Match	<b>The Hope Academy, Inc.</b>
Tindley Genesis Academy	<b>The PATH School</b>
Tindley Summit Academy	
Victory College Prep	TOTAL: 52



## SECTION 2: FACILITIES, CAPACITY, AND OWNERSHIP

This section examines school buildings, including building ownership, age, and student enrollment based on programmatic capacity. IPS-owned buildings are used by both district-managed and Innovation schools, often without direct lease charges. Independent charter schools typically operate in privately leased or nonprofit-owned facilities.

According to Indianapolis Public Schools in the report presented to the ILEA in July, in SY 2024-25 over 67% of students enrolled in Innovation Network Charter schools attended schools in IPS-owned buildings (about 7,400 students out of roughly 11,000), and more than 53% use IPS-provided transportation services (about 5,900 students). These services are funded primarily through local property taxes and may also include building upkeep, maintenance, and security.

Additionally, the district reported that for the 2023-24 school year, IPS spent approximately \$38 million on facilities and security for innovation schools. The improvements were made possible, in part, by new revenue received through the 2023 voter-approved \$410 million capital referendum. The district considers these services as in-kind contributions, which is reflected in public audits. The details of the models in this section can inform discussions and analysis of topics such as space efficiency, long-term planning, and equitable access to quality facilities.

### Note on Data Availability

Data that is represented by “\*\*\*\*” (asterisks) indicates data was not provided at the time of publication. Data with “N/A” indicates the data was not applicable to the school. Data that has “###” (pound signs) means the information was reported for the network as a whole, rather than each school, and therefore only one school in the network has information populated in a chart.

### Key Findings

**Ownership Models:** Charter schools operate in a mix of IPS-owned buildings, leased private properties, and self-owned facilities.

**Shared Resources:** Schools benefit from IPS-provided facilities, in-kind services, and enrollment system integration through Enroll Indy. In-kind support reduces direct facility costs, often accounting for 20–25% of reported expenses.

**Financial Trade-offs:** Ownership can build long-term stability but creates hurdles in accessing low-interest financing; leasing offers flexibility but can result in higher costs.

**Capacity:** Program capacity varies widely; depending on the school model, it may or may not correlate with building size. More data is necessary to determine building utilization.

**Debt Service:** Many schools carry remaining lease obligations and/or outstanding principal and interest on facility-related debt.

## 2.1 Charter Facility and Capacity Overview

Facilities present some of the biggest opportunities and challenges in the charter school sector. Autonomy in governance and financial structure can offer charter schools more flexibility to locate where they best meet community demand and can implement their model. Innovation partnerships using district buildings create efficiencies whereby existing communities continue to be served by an operator and school facilities remain in use, without the complexities and financial hurdles that can be inherent in leasing and pursuing ownership. That said, a charter school that can operate in its own building has complete agency in structuring its space and securing its financial future.

Charter schools in Indianapolis have a diverse range of facility models. Building ages span from early 1900s to recent years, with a number of older facilities seeing more recent renovations. The size and usage of buildings vary as well, particularly for independent charter schools who may operate in both historically traditional school facilities and facilities built for other public or commercial purposes.

For example, some schools occupy a single facility, while others co-locate with another school. Still others choose to lease “attached” spaces, such as within commercial properties, or to share space with existing community organizations. These differences necessarily impact things like lease costs, debt obligations, and other financing structures.

### Capacity

Capacity refers to the extent to which a building may be occupied. However, there is not a common formula used to determine this metric across school types and systems in Indianapolis, nor has there been a common building assessment process to provide common data points. Building usage also differs based on the grade levels and kinds of educational programming that occurs in a space. For example, a classroom serving preschool students and third graders may be the same size, but certain requirements, policies, or best practice dictate they include different numbers of students. For these reasons, a building’s size and a school’s enrollment may or may not be correlated.

The priority of a charter school is to adequately fulfill its financial obligations and maintain, in any facility, a safe, supportive learning environment for students and staff.

For the purposes of this report, we will refer to programmatic capacity, which can be understood as the number of students a space was designed or has planned to accommodate. As explained above, this can differ from the maximum occupancy of a space, which could be dictated by policies set by local public safety authorities. Schools budget each year having planned, based on prior patterns and available prospective enrollment information, for a certain number of students and level of staffing. Program capacity is used to populate Enroll Indy’s OneMatch process. For 2024-25, this means it was confirmed during the 2023-24 school year. Enrollment is recorded on Count Days in October and February of each school year.

### Building Year, Enrollment, and Program Capacity by School Type, 2024-25 School Year

	Building Year	2024-25 Enrollment	2024-25 Program Capacity
<b>IPS Innovation Charter</b>			
<b>IPS Building</b>			
Adelante at Emma Donnan	1954	451	420
Christel House Academy South	1953	513	582
Christel House Watanabe Manual High School	1953	458	490
Enlace Academy	1964	686	640
Global Preparatory Academy	2005	742	815
Liberty Grove	1994	227	505
Matchbook Learning at Wendell Phillips Sch 63	2006	707	615
Monarca Academy	1963	219	300
PLA @ 103	1950	689	691
PLA @ 48	1976	274	254
PLA @ 93	1965	417	720
The PATH School at School 67	1912	705	700
<b>Lease</b>			
Hope Academy	***	31	60
Purdue Polytechnic High Sch North	1886	229	335
Purdue Polytechnic High School Ind	1921	600	465
<b>Own</b>			
Avondale Meadows Middle School	2017	192	156
Believe Circle City	2008	269	440
Herron High School	1906	981	970
Herron Prep	1960	428	435
KIPP Indy College Prep Middle	1964	372	360
KIPP Indy Legacy High	2019	349	435
KIPP Indy Unite Elementary	1964	721	696
Riverside High School	1938	388	465
<b>Independent Charter</b>			
<b>Lease</b>			
ACE Preparatory Academy	1972	131	420
Allegiant Preparatory Academy	***	166	194
Andrew J Brown Academy	1972	435	704
Charles A Tindley Accelerated Sch	1980	309	450
Christel House Academy West	2012	485	486
GEO Next Generation High School	***	439	476
George and Veronica Phalen Leadership Academy	1975	247	381
Irvington Preparatory Academy	1910	326	350



James and Rosemary PLA High	1973	587	594
James and Rosemary PLA Middle	1973	296	300
Paramount Englewood	1921	270	200
pilotED Schools: Bethel Park	***	225	462
Promise Prep	***	144	414
Rooted School Indy	1994	150	295
Tindley Genesis Academy	2013	368	455
Tindley Summit Academy	1950	312	450
<b>Own</b>			
The Match	2024	49	400
Avondale Meadows Academy	2005	332	390
Circle City Prep	1994	418	432
Indiana Math & Science Academy - North	1976	657	795
Indiana Math & Science Academy - West	1984	554	483
Indianapolis Metropolitan High Sch	2004	194	270
Invent Learning Hub	1937	221	364
Irvington Community Elementary School	2002	402	450
Irvington Community Middle School	1952	238	252
Paramount Cottage Home	1931	381	309
Paramount School of Excellence - Brookside	1957	843	775
SE Neighborhood Sch of Excellence	1903	588	702
Victory College Prep	1999	1058	669
Vision Academy	2014	391	702

## 2.2 Facility Ownership

Charter schools in Indianapolis operate in a variety of facility arrangements, including buildings owned by the school itself, leased from private entities, occupied through partnerships with community organizations, or located in Indianapolis Public Schools (IPS) facilities as part of the Innovation Network.

Ownership offers long-term stability, the potential to build equity, and protection from future increases in facility costs. However, it also requires significant upfront capital, ongoing maintenance, and full responsibility for compliance with all safety, accessibility, and building code requirements. Securing financing for facility ownership as favorable as that which can be accessed by traditional school districts is not currently possible. Charter schools typically face limited access to low-interest borrowing due to their nonprofit status, lack of taxing authority, and relatively short operating histories. Charter schools also have not historically had access to dedicated revenue sources to cover facilities costs, requiring them to spend less in other budgeted areas. These factors can lead to higher borrowing costs, more stringent lending terms, and the need for complex financing packages combining philanthropic support, grants, and conventional loans. During spring and summer 2025, Indianapolis charter schools gained access to some property tax revenue as a result of legislative changes in 2024.

Leasing can offer lower initial costs and greater flexibility, particularly for new or expanding schools, but it often results in higher long-term expenditures and less control over property modifications. Lease terms are held by the school's governing board, which remains responsible for ensuring the facility meets all applicable safety and operational standards.

Charter schools operating in IPS buildings as part of the Innovation Network benefit from access to established, education-ready facilities, which can reduce upfront and annual costs and accelerate the school's opening timeline. These arrangements often include shared maintenance responsibilities and building services provided by IPS. However, schools may have limited autonomy over facility modifications, be subject to district scheduling and usage constraints, and face the possibility of renegotiation or non-renewal of the agreement if district priorities change.

The information in this section includes the breakdown of ownership types. Data comes from the 2023-24 audits submitted to the Indiana State Board of Accounts. Charter schools are required to undergo an independent audit of their financial statements each year.

#### Defining Terms:

- **Remaining Lease Obligation:** The outstanding financial commitment left on a lease agreement. Here, it is represented as the long-term portion of the amount still owed for the duration of the lease term after the current 12-month period.
- **Debt Service:** The total amount a charter school is required to pay during a given period to cover both principal and interest on borrowed funds used to finance facility acquisition, construction, or major renovations. Debt service payments are typically made from the school's operating budget and represent a fixed, recurring obligation that must be met regardless of enrollment or revenue fluctuations. Debt service is reported separately from facility costs, as it represents financing obligations rather than day-to-day operating expenses.
- **Remaining Long-term Portion of Debt:** This includes loans, bonds, mortgages, or other types of borrowings that have repayment terms extending beyond one year. The calculation here is the portion of that debt that is due after the next 12 months related to facility costs.

#### Building Ownership Type by Charter School Type, 2023-24 Audit

	Number of Schools
<b>IPS Innovation Charter</b>	
IPS Building	12
Lease	3
Own	8
<b>Independent Charter</b>	
Lease	15
Own	15

### IPS Innovation Network Charter School Support, 2024-25 School Year

This information was provided by IPS and excludes the two virtual schools in the boundary.

School	Grades	Food Service	Transportation	Custodial	Facility & Maintenance	IT	IPS PK/DEV PK
Emma Donnan	K-8		X	X	X	X	
Avondale Meadows Middle Sch	6-8						
BELIEVE Circle City High Sch	9-12	X					
Christel House Academy South	K-8			X	X		
Christel House Watanabe High Sch	9-12			X	X		
Enlace Academy	K-8				X		
Global Preparatory Academy	PK-8	X	X	X	X		X
Herron High Sch	9-12						
Herron Prep Academy	K-4						
Riverside High Sch	9-12						
KIPP Indy College Prep Middle	6-8		X		X		
KIPP Indy Legacy High	9-12		X				
KIPP Indy Unite Elementary	K-5		X		X		
Liberty Grove Sch	K-6		X		X	X	
Matchbook Learning	K-8	X	X		X		
Monarca Academy	6-8	X	X	X	X		
PLA Sch 103	K-6		X		X	X	
PLA Sch 93	K-6		X		X	X	
PLA Sch 48	PK-6		X	X	X	X	X
Purdue Polytechnic High Sch North	9-12	X		X	X		
Purdue Polytechnic High Sch Ind	9-12						
The Hope Academy	9-12						
The PATH Sch 67	PK-8	X	X	X	X	X	X
<b>Total</b>		<b>6</b>	<b>12</b>	<b>8</b>	<b>15</b>	<b>6</b>	<b>3</b>

### Remaining Lease Obligation and Debt Service, (Lease and Own Only), 2023-24 Audit

This section presents the most recently audited financial data taken from the period July 1, 2023, to June 30, 2024, published by the Indiana State Board of Accounts for the charter schools operating within the IPS Boundary during the 2023-24 school year that either leased or owned their facility.

For both owned and leased facilities, schools may carry long-term financial commitments. These can include remaining lease obligations or, in the case of ownership, outstanding principal and interest payments on facility loans. Such liabilities must be managed within the school's operating budget and can impact future financial flexibility. In some cases, as reported in state-required audits, remaining lease obligation includes leases on equipment, such as printers. That data may be included here but is typically minimal compared to facility leases directly.

Additionally, independent auditors use specific criteria in accounting standards to determine which leases are capital leases (long-term debt) and which are operating leases (might not be included on a balance sheet). Therefore, schools in this chart may have leases and/or debt service, while others do not. Audits should be referenced for more detail on a particular school's situation.

This table only includes charter schools that do not use IPS facilities, except where the audit did not report figures broken out by building (KIPP Indianapolis, Phalen Leadership Academics).

	Remaining Lease Obligation (\$)	Debt Service	Remaining Long-Term Portion of Building Debt
<b>Lease</b>			
Hopc Academy	\$886,120	N/A	N/A
Purdue Polytechnic High School Ind	\$1,995,347	N/A	N/A
ACE Preparatory Academy	\$3,218,661	N/A	N/A
Allegiant Preparatory Academy	\$276,884	N/A	N/A
Andrew J Brown Academy	N/A	N/A	N/A
Christel House Academy West	N/A	N/A	N/A
GEO Next Generation High School	\$521,000	N/A	N/A
George and Veronica Phalen Leadership Academy	N/A	\$604,667	\$4,149,470
James and Rosemary Phalen Leadership Academy High	N/A		N/A
James and Rosemary Phalen Leadership Academy Middle	\$2,609		\$1,269,390
Promise Prep	\$1,005,475		N/A
PLA Sch 103	N/A		N/A
PLA Sch 93	N/A		N/A
PLA Sch 48	N/A		N/A
pilotED Schools: Bethel Park	\$2,176,252	\$263,742	\$2,176,252
Rooted School Indy	\$111,112	\$9,354	\$3,608
Charles A Tindley Accelerated Sch	\$3,677,019	\$1,215,156	\$3,677,019
Tindley Genesis Academy	\$4,902,691		\$5,157,184
Tindley Summit Academy	\$3,677,019		\$4,167,827
<b>Own</b>			
Avondale Meadows Academy	N/A	\$1,422,966	\$5,092,502
Avondale Meadows Middle School	N/A		\$4,417,685

Vision Academy	N/A		\$9,208,172
Believe Circle City	N/A	\$200,451	\$3,180,313
Herron High School	N/A	\$672,892	\$22,881,279
Herron Prep			
Herron-Riverside High School			
KIPP Indy College Prep Middle	\$2,250	\$742,155	\$30,000
KIPP Indy Legacy High	\$2,392		\$11,140,476
KIPP Indy Unite Elementary	\$4,084		\$18,750
Circle City Prep	N/A	\$303,521	\$4,552,500
Indiana Math & Science Academy - West	N/A	\$335,600	\$487,558
Indianapolis Metropolitan High Sch	N/A	N/A	N/A
Invent Learning Hub	N/A	\$138,672	\$1,247,549
SE Neighborhood Sch of Excellence	N/A	\$695,055	\$455,485
Victory College Prep	N/A	\$805,865	\$13,140,000
<b>Multiple</b>			
Irvington Community Elementary School (Own)	N/A	\$898,404	\$8,954,854
Irvington Community Middle School (Own)	N/A		
Irvington Preparatory Academy (Lease)	\$1		
Paramount Brookside (Own)	N/A	\$725,417	\$7,245,941
Paramount Cottage Home (Own)	N/A		\$5,509,272
Paramount Englewood (Lease)	\$1,409,933		N/A



## SECTION 3: FINANCES, FACILITIES, AND STAFF

### Key Findings

**Facility Costs:** Per-pupil facility costs range from \$0 for some innovation schools (with IPS-provided services) to over \$3,000 at certain independent charters.

**Staffing Costs:** Staffing is typically the largest expense category, representing an average of 50% of total expenses, though the range varies significantly.

**Exclusions:** Principal and interest on long-term facility debt are not included in reported facility costs but remain material liabilities.

### 3.1 Charter School Facility Financial Overview

Like the section above, this section also includes audited financial data taken from the period July 1, 2023, to June 30, 2024, published by the Indiana State Board of Accounts for each of the 54 charter schools operating within the IPS Boundary during the 2023-24 school year. The data breaks down occupancy or facility related expenses, in-kind support or contributions, and per-pupil facility expense for each innovation charter or independent charter school.

### 3.2 Facility Costs

Facility expenses vary significantly by school type, facility arrangement, and building capacity. Innovation Network schools operating in IPS-owned buildings often receive direct assistance through district-provided services, which reduces their reported costs. Some independent charter schools also benefit from in-kind support through their lease agreements, though others bear the full cost of leasing or owning their facilities. Please note that in-kind costs represented in this section are not exclusively those provided by IPS to innovation charter schools.

Per-pupil facility costs range widely, from more than \$3,000 per student at schools responsible for their own buildings, to little or no direct cost at schools receiving district-provided services. In-kind support from IPS lowers the overall cost burden for innovation schools, often representing about one-quarter of their total reported expenditures.

It is important to note that the data in this section excludes principal and interest payments on facility-related debt. While such debt service represents a significant long-term financial obligation for some schools, it is not typically classified as a direct facility or occupancy expense for reporting purposes. The prior section includes debt service and remaining long-term portions of facility debt.

### Defining Terms:

- **Total Direct Facility Costs:** All expenses directly associated with operating and maintaining a facility, including utilities (electricity, water, gas), maintenance and

repairs, security services, facility management salaries, janitorial services, and other daily operational costs.

- **Total In-Kind Facility Costs:** The estimated value of non-cash contributions related to facility usage, such as donated space, utilities, or services.
- **Total Facility Costs:** The sum of all expenses associated with operating and maintaining a facility, including both direct and in-kind costs.
- **Per-Pupil Facility Expense Estimate:** Facility-related costs calculated on a per-student basis, derived by dividing total facility costs by Fall 2023 ADM.

#### Sum of Facility Costs by Charter School Type and Ownership Type, 2023-24 Audit

	2023-24 ADM	Total Direct Facility Costs	Total In-Kind Facility Costs	Total Facility Costs	Per Pupil Facility Expense Estimate
<b>IPS Innovation Charter</b>					
IPS Building	5,551	\$2,935,551	\$22,197,195	\$25,132,746	\$53,718
Lease	880	\$1,269,292	\$1,061,310	\$2,330,602	\$10,859
Own	3,664	\$3,067,545	\$3,199,080	\$6,266,625	\$13,382
<b>Independent Charter</b>					
Lease	4,326	\$4,859,774	N/A	\$4,859,774	\$15,212
Own	6,546	\$3,618,516	\$1,515,420	\$5,133,936	\$13,079

#### Average of Facility Costs by Charter School Type and Ownership Type, 2023-24 Audit

	2023-24 ADM	Total Direct Facility Costs	Total In-Kind Facility Costs	Total Facility Costs	Per Pupil Facility Expense Estimate
<b>IPS Innovation Charter</b>					
IPS Building	463	\$266,868	\$2,017,926	\$2,284,795	\$4,476
Lease	293	\$423,097	\$1,061,310	\$776,867	\$3,619
Own	458	\$511,257	\$3,199,080	\$783,328	\$1,672
<b>Independent Charter</b>					
Lease	309	\$397,157	N/A	\$397,157	\$1,157
Own	491	\$273,477	\$757,710	\$399,762	\$1,047

**Facility Costs by School and Charter School Type, 2023-24 Audit**

	<b>2023-24 ADM</b>	<b>Total Direct Facility Costs</b>	<b>Total In- Kind Facility Costs</b>	<b>Total Facility Costs</b>	<b>In-Kind Costs as % Total Facility Costs</b>	<b>Per Pupil Facility Expense Estimate</b>
<b>IPS Innovation Charter</b>						
Adelante at Emma Donnan	441	\$167,156	\$3,006,457	\$3,173,613	95%	\$7,196
Avondale Meadows Middle School	201	\$147,227	N/A	\$147,227	N/A	\$732
Believe Circle City	279	\$185,919	N/A	\$185,919	N/A	\$666
Christel House Academy South	514	\$2,399,435	\$6,469,758	\$8,869,193	73%	\$6,926.94
Christel House Watanabe Manual High School	420	###	###	###	###	\$6,926.94
Enlace Academy	676	N/A	\$2,199,697	\$2,199,697	100%	\$3,254
Global Preparatory Academy	654	N/A	\$1,249,236	\$1,256,001	99%	\$1,920
Herron High School	997	\$828,703	N/A	\$828,703	N/A	\$831
Herron Prep	312	\$321,766	N/A	\$321,766	N/A	\$1,031
Hope Academy	40	\$188,485	N/A	\$188,485	N/A	\$4,712
KIPP Indy College Prep Middle	373	\$1,084,070	\$3,199,080	\$1,793,077	75%	\$4,807
KIPP Indy Legacy High	391			\$490,078		\$1,253
KIPP Indy Unite Elementary	714			\$1,999,995		\$2,801
Liberty Grove	203	N/A	\$1,788,182	\$1,788,182	100%	\$8,809
Matchbook Learning @ 63	642	N/A	\$1,251,814	\$1,349,931	93%	\$2,103
Monarca Academy	99	N/A	\$933,618	\$933,618	100%	\$9,430
PLA @ 103	629	N/A	\$1,197,070	\$1,197,070	100%	\$1,903
PLA @ 48	270	N/A	\$1,052,877	\$1,052,877	100%	\$3,900
PLA @ 93	412	N/A	\$734,497	\$734,497	100%	\$1,783
Purdue Polytechnic High North	262	\$108,570	\$1,061,310	\$1,169,880	91%	\$4,465
Purdue Polytechnic High Ind	578	\$972,237	N/A	\$972,237	N/A	\$1,682
Riverside High School	397	\$499,860	N/A	\$499,860	N/A	\$1,259
The PATH School at Sch 67	591	\$264,078	\$2,313,989	\$2,578,067	90%	\$4,362
<b>Independent Charter</b>						
ACE Preparatory Academy	117	\$380,732	N/A	\$380,732	N/A	\$3,254
Allegiant Preparatory Academy	154	\$150,592	N/A	\$150,592	N/A	\$978
Andrew J Brown Academy	590	\$817,120	N/A	\$817,120	N/A	\$1,385
Avondale Meadows Academy	315	\$180,024	N/A	\$180,024	N/A	\$572
Christel House Academy West	491	###	###	###	###	***
Circle City Prep	338	\$65,948	N/A	\$65,948	N/A	\$195



GEO Next Generation High School	222	\$598,625	N/A	\$598,625	N/A	\$2,697
George and Veronica Phalen Leadership Academy	181	N/A	N/A	N/A	N/A	N/A
Indiana Math & Science Academy - North	658	\$336,782	N/A	\$336,782	N/A	\$512
Indiana Math & Science Academy - West	551	\$294,735	N/A	\$294,735	N/A	\$535
Indianapolis Metropolitan High Sch	250	\$49,940	\$842,420	\$892,360	N/A	\$3,569
Invent Learning Hub	179	\$123,749	N/A	\$123,749	N/A	\$691
Irvington Community Elementary School	922	\$285,344	\$673,000	\$958,344	70%	\$1,039
Irvington Community Middle School						
Irvington Preparatory Academy						
James and Rosemary Phalen Leadership Academy High	748	\$344,254	N/A	\$344,254	N/A	\$460
James and Rosemary Phalen Leadership Academy Middle	266	\$193,364	N/A	\$193,364	N/A	\$727
Paramount Cottage Home	359	\$159,995	N/A	\$159,995	N/A	\$446
Paramount Englewood	229	\$560,113	N/A	\$560,113	N/A	\$2,446
Paramount Brookside	856	\$277,525	N/A	\$277,525	N/A	\$324
pilotED Schl: Bethel Park	215	\$77,043	N/A	\$77,043	N/A	\$358.33
Promise Prep	97	\$167,087	N/A	\$167,087	N/A	\$1,723
Rooted School Indy	158	\$86,505	N/A	\$86,505	N/A	\$548
SE Neighborhood Sch of Excellence	583	\$258,945	N/A	\$258,945	N/A	\$444
The Match (opened 2024-25)	N/A	N/A	N/A	N/A	N/A	N/A
Charles A Tindley Accelerated Sch	353	\$1,374,031	N/A	\$1,374,031	N/A	\$1,409
Tindley Genesis Academy	397					
Tindley Summit Academy	225					
Victory College Prep	1022	\$998,464	N/A	\$998,464	N/A	\$977
Vision Academy	396	\$206,333	N/A	\$206,333	N/A	\$521

#### 4.3 Expenditures and Revenue

This section provides analysis of the financial operations of charter schools within the IPS boundary. This section draws on audited financial data from the 2023-24 school year, emphasizing both direct and in-kind revenue and expenditures. It offers data that can be used to better understand school funding levels, spending patterns, and fiscal management across different charter school types.

While facility costs vary widely depending on building type and in-kind support, they represent only one portion of a school's operating budget. Staffing expenses—typically the largest single category of school spending—account for a much greater share of total costs, ranging from 30%

to over 70% depending on the school model and size, but about 50% on average. The next section examines these staffing expenditures in greater detail.

#### Defining Terms:

- **Total Revenue:** The total amount of funding and income received from various sources, including state and federal funding, grants, donations, and other revenue streams that support the school's operations. For this report, it includes both direct and in-kind revenue.
- **Total Expenditures:** The total amount of money spent on operational costs, including salaries, educational materials, facility maintenance, administrative expenses, and other costs necessary to run the school effectively. For this report, it includes both direct and in-kind expenditures.
- **Total Staff Expenditures:** The total amount of financial resources allocated for employee-related costs. For the purposes of this report, it includes salaries, wages, and benefits, for all staff members, such as teachers, administrators, support staff, and other personnel essential to each school's operations. Staff development and other professional development costs are not included.

#### Revenue and Expenditures by Charter School Type and School Building, 2023-24 Audit

	2024-25 ADM	Total Revenue	Total Expenditures
<b>IPS Innovation Charter</b>			
Adelante at Emma Donnan	451	\$11,123,114	\$10,354,354
Avondale Meadows Middle School	192	\$3,434,302	\$3,402,501
Believe Circle City	269	\$4,847,962	\$5,898,603
Christel House Academy South	513	\$11,127,592	\$10,368,820
Christel House Watanabe Manual High School	458	\$9,383,507	\$8,718,201
Enlace Academy	686	\$13,283,699	\$13,018,316
Global Preparatory Academy	742	\$14,579,980	\$12,905,286
Herron High School	981	\$14,294,209	\$13,742,421
Herron Prep	428	\$5,758,314	\$5,183,477
Hope Academy	31	\$2,316,802	\$2,381,800
KIPP Indy College Prep Middle	372	\$9,936,885	\$8,443,450
KIPP Indy Legacy High	349	\$6,845,129	\$7,315,711
KIPP Indy Unite Elementary	721	\$15,626,597	\$14,482,238
Liberty Grove	227	\$7,289,867	\$6,065,503
Matchbook Learning @ 63	707	\$17,689,166	\$13,352,238
Monarca Academy	219	\$2,686,897	\$2,929,363
PLA @ 103	689	\$12,443,276	\$10,144,912
PLA @ 48	274	\$7,170,538	\$7,024,244
PLA @ 93	417	\$8,807,080	\$8,188,678
Purdue Polytechnic High North	229	\$4,982,907	\$4,628,268

Purdue Polytechnic High Ind	600	\$1,995,347	\$8,261,555
Herron-Riverside High School	388	\$6,312,262	\$8,391,536
The PATH School at School 67	705	\$13,661,072	\$12,263,421
<b>Independent Charter</b>			
ACE Preparatory Academy	131	\$1,663,448	\$2,058,220
Allegiant Preparatory Academy	166	\$2,564,344	\$2,323,770
Andrew J Brown Academy	435	\$10,412,676	\$10,506,915
Avondale Meadows Academy	332	\$5,521,961	\$5,491,078
Charles A Tindley Accelerated Sch	309	\$9,520,559	\$5,788,590
Christel House Academy West	485	\$8,038,570	\$6,695,023
Circle City Prep	418	\$6,223,004	\$5,720,752
GEO Next Generation High School	439	\$3,873,206	\$4,166,097
George and Veronica Phalen Leadership Academy	247	\$3,394,613	\$4,383,191
Indiana Math & Science Academy - North	657	\$10,381,496	\$10,447,247
Indiana Math & Science Academy - West	554	\$8,746,279	\$8,411,338
Indianapolis Metropolitan High Sch	194	\$5,548,368	\$5,162,725
Invent Learning Hub	221	\$3,794,168	\$3,516,110
Irvington Community Elementary School	402		
Irvington Community Middle School	238	\$14,334,596	\$14,277,870
Irvington Preparatory Academy	326		
James and Rosemary Phalen Leadership Academy High	587	\$7,746,156	\$7,910,572
James and Rosemary Phalen Leadership Academy Middle	296	\$4,734,820	\$5,094,548
Paramount Cottage Home	381	\$4,683,313	\$4,262,186
Paramount Englewood	270	\$3,232,744	\$3,110,986
Paramount Brookside	843	\$11,549,944	\$7,963,122
pilotED Schools: Bethel Park	225	\$3,183,825	\$3,515,584
Promise Prep	144	\$1,659,045	\$2,470,705
Rooted School Indy	150	\$2,819,897	\$2,985,800
SE Neighborhood Sch of Excellence	588	\$9,067,433	\$9,691,389
The Match	49	N/A	N/A
Tindley Genesis Academy	368	\$3,357,359	\$5,893,959
Tindley Summit Academy	312	\$3,203,747	\$4,363,005
Victory College Prep	1058	\$18,071,924	\$16,881,331
Vision Academy	391	\$6,680,014	\$6,649,166

### In-Kind Revenue and Expenditures by Charter School Type, 2023-24 Audit

	In-Kind Revenue as % Total Revenue	In-Kind Expenses as % Total Expenses
<b>IPS Innovation Charter</b>		
Adelante at Emma Donnan	34%	36%
Avondale Meadows Middle School	N/A	N/A
Believe Circle City	N/A	N/A
Christel House Academy South	18%	16%
Christel House Watanabe Manual High School	###	###
Enlace Academy	18%	18%
Global Preparatory Academy	21%	24%
Herron High School	N/A	N/A
Herron Prep	N/A	N/A
Hope Academy	N/A	N/A
KIPP Indy College Prep Middle	24%	28%
KIPP Indy Legacy High	11%	10%
KIPP Indy Unite Elementary	15%	16%
Liberty Grove	29%	34%
Matchbook Learning @ 63	15%	20%
Monarca Academy	56%	51%
PLA @ 103	20%	24%
PLA @ 48	27%	27%
PLA @ 93	18%	19%
Purdue Polytechnic High North	21%	23%
Purdue Polytechnic High Ind	N/A	N/A
Riverside High School	N/A	N/A
The PATH School at School 67	24%	26%
<b>Independent Charter</b>		
ACE Preparatory Academy	N/A	N/A
Allegiant Preparatory Academy	N/A	N/A
Andrew J Brown Academy	N/A	N/A
Avondale Meadows Academy	N/A	N/A
Christel House Academy West	###	###
Circle City Prep	N/A	N/A
GEO Next Generation High School	N/A	N/A
George and Veronica Phalen Leadership Academy	N/A	N/A
Indiana Math & Science Academy - North	N/A	N/A
Indiana Math & Science Academy - West	N/A	N/A
Indianapolis Metropolitan High Sch	N/A	N/A
Invent Learning Hub	N/A	N/A

Irvington Community Elementary School	8%	8%
Irvington Community Middle School		
Irvington Preparatory Academy		
James and Rosemary Phalen Leadership Academy High	N/A	N/A
James and Rosemary Phalen Leadership Academy Middle	N/A	N/A
Paramount Cottage Home	N/A	N/A
Paramount Englewood	N/A	N/A
Paramount Brookside	N/A	N/A
pilotED Schools: Bethel Park	N/A	N/A
Promise Prep	N/A	N/A
Rooted School Indy	N/A	N/A
SE Neighborhood Sch of Excellence	N/A	N/A
The Match	N/A	N/A
Charles A Tindley Accelerated Sch	N/A	N/A
Tindley Genesis Academy		
Tindley Summit Academy		
Victory College Prep	N/A	N/A
Vision Academy	N/A	N/A

#### Staff and Facility Expenses by Charter School Type and School Building, 2023-24 Audit

	Total Expenditures	Total Staff Expenses	Staff Expenses as % Total Expenses	Total Facility Costs	Total Facility Costs as % Total Expenses
<b>IPS Innovation Charter</b>					
Adclante at Emma Donnan	\$10,354,354	\$4,313,804	42%	\$3,173,613	31%
Avondale Meadows Middle School	\$3,402,501	\$1,933,505	57%	\$147,227	4%
Believe Circle City	\$5,898,603	\$2,469,034	42%	\$185,919	3%
Christel House Academy South	\$10,368,820	\$19,369,445	54%	\$8,869,193	34%
Christel House Watanabe Manual High School	\$8,718,201	###	###	###	###
Enlace Academy	\$13,018,316	\$6,862,406	53%	\$2,199,697	17%
Global Preparatory Academy	\$12,905,286	\$6,625,250	51%	\$1,256,001	10%
Herron High School	\$13,742,421	\$9,694,862	71%	\$828,703	6%
Herron Prep	\$5,183,477	\$3,681,253	71%	\$321,766	6%
Hope Academy	\$2,381,800	\$1,374,171	58%	\$188,485	8%
KIPP Indy College Prep Middle	\$8,443,450	\$3,612,607	43%	\$1,793,077	21%
KIPP Indy Legacy High	\$7,315,711	\$3,110,920	43%	\$490,078	7%



KIPP Indy Unite Elementary	\$14,482,238	\$7,170,678	50%	\$1,999,995	14%
Liberty Grove	\$6,065,503	\$2,693,787	44%	\$1,788,182	29%
Matchbook Learning @ 63	\$13,352,238	\$6,673,717	50%	\$1,349,931	10%
Monarca Academy	\$2,929,363	\$724,484	25%	\$933,618	32%
PLA @ 103	\$10,144,912	\$5,144,849	51%	\$1,197,070	12%
PLA @ 48	\$7,024,244	\$3,678,513	52%	\$1,052,877	15%
PLA @ 93	\$8,188,678	\$4,486,273	55%	\$734,497	9%
Purdue Polytechnic High North	\$4,628,268	\$1,971,063	43%	\$1,169,880	25%
Purdue Polytechnic High Ind	\$8,261,555	\$3,701,510	45%	\$972,237	12%
Riverside High School	\$8,391,536	\$4,568,898	54%	\$499,860	6%
The PATH School at School 67	\$12,263,421	\$5,188,493	42%	\$2,578,067	21%
<b>Independent Charter</b>					
ACE Preparatory Academy	\$2,058,220	\$1,177,327	57%	\$380,732	18%
Allegiant Preparatory Academy	\$2,323,770	\$1,111,665	48%	\$150,592	6%
Andrew J Brown Academy	\$10,506,915	***	***	\$817,120	8%
Avondale Meadows Academy	\$5,491,078	\$3,384,008	62%	\$180,024	3%
Christel House Academy West	\$6,695,023	###	###	###	###
Circle City Prep	\$5,720,752	\$3,333,227	58%	\$65,948	1%
GEO Next Generation High School	\$4,166,097	\$1,711,575	41%	\$598,625	14%
George and Veronica Phalen Leadership Academy	\$4,383,191	\$2,480,299	57%	\$227,297	5%
Indiana Math & Science Academy - North	\$10,447,247	\$5,800,696	56%	\$336,782	3%
Indiana Math & Science Academy - West	\$8,411,338	\$5,572,606	66%	\$294,735	4%
Indianapolis Metropolitan High Sch	\$5,162,725	\$2,376,621	46%	\$892,360	17%
Invent Learning Hub	\$3,516,110	\$1,984,755	56%	\$123,749	4%
Irvington Community Elementary School	\$14,277,870	\$8,241,784	58%	\$958,344	7%
Irvington Community Middle School					
Irvington Preparatory Academy					
James and Rosemary Phalen Leadership Academy High	\$7,910,572	\$4,207,133	53%	\$344,254	4%
James and Rosemary Phalen Leadership Academy Middle	\$5,094,548	\$3,158,629	62%	\$193,364	4%

Paramount Cottage Home	\$4,262,186	\$2,717,466	64%	\$159,995	4%
Paramount Englewood	\$3,110,986	\$1,995,347	64%	\$560,113	18%
Paramount Brookside	\$7,963,122	\$5,121,297	64%	\$277,525	3%
pilotED Schools: Bethel Park	\$3,515,584	\$2,004,407	57%	\$340,786	10%
Promise Prep	\$2,470,705	\$1,475,153	60%	\$167,087	7%
Rooted School Indy	\$2,985,800	\$1,417,212	47%	\$86,505	3%
SE Neighborhood Sch of Excellence	\$9,691,389	\$6,778,119	70%	\$258,945	3%
The Match	N/A	N/A	N/A	N/A	N/A
Charles A Tindley Accelerated Sch	\$5,788,590	\$11,046,243	69%	\$1,374,031	9%
Tindley Genesis Academy	\$5,893,959				
Tindley Summit Academy	\$4,363,005				
Victory College Prep	\$16,881,331	\$10,355,843	61%	\$998,464	6%
Vision Academy	\$6,649,166	\$3,812,840	57%	\$206,333	3%

#### Staff Expenses by Charter School Network, 2023-24 Audit

This chart includes network-level staff expenses that do not correspond to a specific building or reflect staff expenses for positions located in non-school buildings. Those amounts are added to building-specific staff expenses from the chart above, as shown in the network's audit. Because these include expenses across an entire network, they can also reflect positions in schools outside Marion County.

Charter School Network	Total Staff Expenses
United Schools of Indianapolis (AMA, VAR, AMMS)	\$9,925,424
Christel House (CH-S, CH-W, CH-WMHS, CH-DORS)	\$19,369,445
Herron Classical Schools (HPA, HHS, RHS)	\$17,945,013
KIPP Indianapolis (KICP, KIPP-Unite, KIPP-Legacy)	\$17,101,424
Phalen Leadership Academies (JRPLA MS, JRPLA HS, GVPLA, PLA93, PLA48, PLA103, PP,)	\$28,029,904
Purdue Polytechnic High Schools (PPHS-E, PPHS-BR)	\$9,072,388
Irvington Community Schools (IPA, ICMS, ICES)	\$8,241,784
Paramount Schools of Excellence (PSOE-BR, PSOE-E, PSOE-CH, PSOE-SB, PSOE-Online, PSOE-LA, PSOE-Nav)	\$18,516,522
Tindley Accelerated Schools (CATA, TSA, TGA)	\$11,046,243

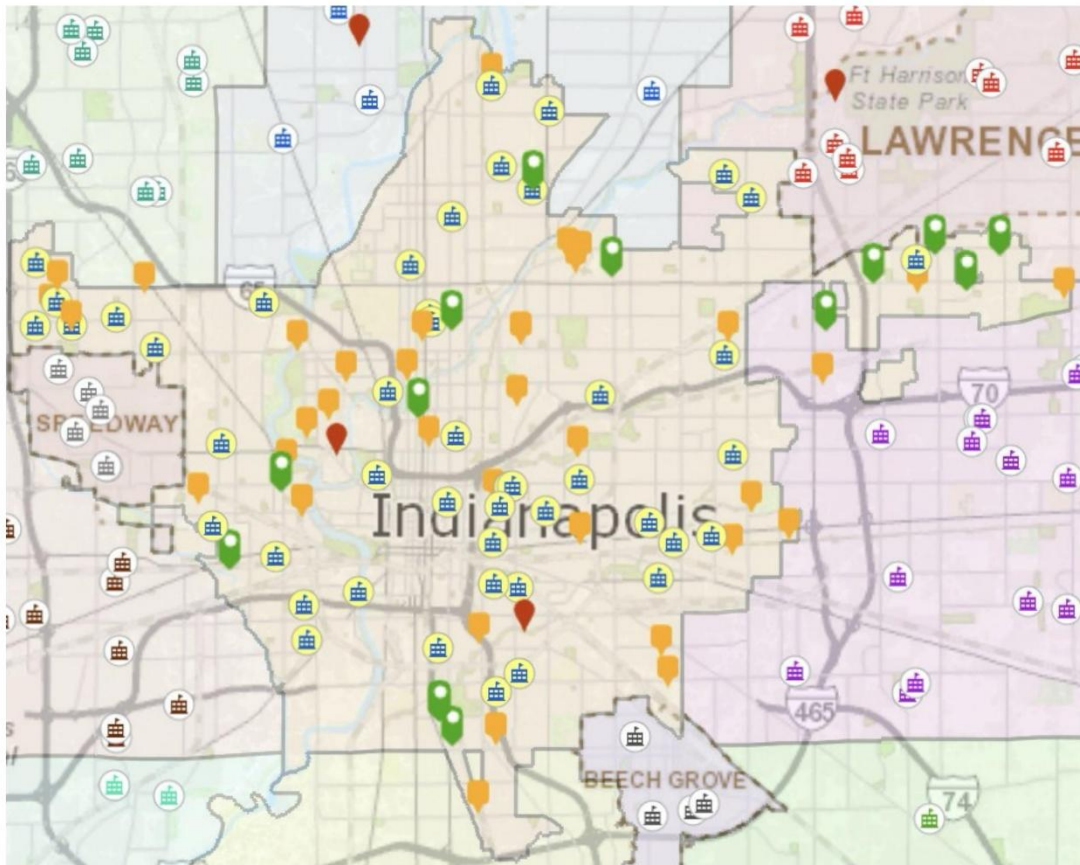
## SECTION 4: MAP OF PUBLIC SCHOOLS IN THE IPS BOUNDARY

This visual representation of public school locations across the district and city-county provides important geographic context to support discussions around access, transportation, and area-based planning. This map was created by IndyGIS, with consultation and data provided by the Office of Education Innovation and public data.

Use the [map link](#) to explore online.

Map Key:

-  IPS Direct Managed
-  OEI (+ Innovation Charter)
-  ICSB (+ Innovation Charter)
-  Trine





## APPENDIX A: DATA SOURCES

### Facility and Financial Data

- School-provided
- Annual audits of charter schools - [IN State Board of Accounts](#)

### Indianapolis/Marion County Public School Map

- GIS Map courtesy of IndyGIS

This report is provided for informational and policy-planning purposes only. It is not intended to serve as legal, financial, investment, or accounting advice. The financial data and analysis are based on publicly available information, including audited financial reports and state-published data, and should not be relied upon for decision-making without independent verification.

Readers are encouraged to consult with qualified professionals before making any decisions related to school finances, real estate transactions, or charter operations. Neither the authors nor the Office of Education Innovation make any representations or warranties as to the completeness, accuracy, or timeliness of the information contained in this report.

# OEI School Data Report— Wednesday, August 20th, 2025

Indianapolis Local Education Alliance (ILEA)  
July 23, 2025  
School Data Report

---

## EXECUTIVE SUMMARY

This report has been prepared for members of the Indianapolis Local Education Alliance (ILEA) to support ongoing conversations around the structure, performance, and equity of the education landscape within the IPS boundary. The information presented draws from a combination of public state-level data, U.S. Census data, and data provided by Indianapolis Public Schools (IPS) and the Office of Education Innovation (OEI). While this report is not exhaustive, it highlights key trends and descriptive context that reflect the diversity and complexity of the school environment in Indianapolis.

Sections 1–4 offer foundational landscape data to ground the group in the current state of public education, while Sections 5–7 are included to inform future conversations around transportation and facility needs—ensuring discussions remain aligned with ILEA’s central focus.

This report includes:

- Section 1: Public School Breakdown
- Section 2: School Enrollment Trends
- Section 3: School Demographics
- Section 4: Academic Performance Data
- Section 5: IPS Innovation Partnerships
- Section 6: County Demographic and Population Data
- Section 7: Geographical Boundary/County Map
- Appendix A: Individual School Data
- Appendix B: Innovation Explainer
- Appendix C: Data Sources

Each section is intended to provide clarity on how schools are distributed, how students are being served, and what broader demographic trends may inform future planning. Data from adult high schools has been excluded. Please note, rounding and categorization may introduce minor inconsistencies between these and external datasets that should be considered in any further analysis.

## SECTION 1: PUBLIC SCHOOL BREAKDOWN

This section provides detailed lists of public schools within the IPS boundary, categorized by type (e.g., IPS Direct Managed, IPS In-LEA Innovation, IPS Innovation Charter, Independent Charter) governance structure, and grade levels served. This data helps contextualize the variety of school models currently operating and the different oversight structures in place.

### Public School Types

**IPS Direct Managed:** Traditional district-run public schools fully operated, staffed, and managed by IPS without an innovation agreement. These schools follow all IPS policies and oversight structures. These schools are operated and overseen by IPS and the Board of Commissioners and are part of the IPS Local Education Agency (LEA).

**IPS In-LEA Innovation:** Schools that are part of the IPS district but are operated under Innovation agreements that give them certain freedoms and flexibilities in terms of budgeting, programming, and hiring. These schools use IPS facilities and receive IPS transportation services. These schools are not charter schools and might also be called “In-LEA Innovation Schools.”

*What is an LEA? A Local Education Agency (LEA) is the legal entity responsible for compliance with state and federal education law (e.g., special education, Title I). IPS is the LEA for all direct-run schools and In-LEA Innovation Schools. IPS Innovation Charter Schools and independent charters have their own LEA status.*

**IPS Innovation Charter:** Schools that are part of the IPS Innovation Network but are run by charter operators and overseen by charter authorizers. Some of these schools use IPS facilities and receive IPS transportation services under their Innovation agreements. They are considered their own LEA/district and might also be called “Non-LEA Innovation Schools”.

**Independent Charter:** These schools are run by charter operators and overseen by charter authorizers, and they have no formal affiliation with IPS and are not part of the Innovation Network.

### Number of Schools and Enrollment by School Type, 2024-25

Type	Number of Schools	Enrollment
IPS Direct Managed	44	18,970
Independent Charter	29	10,415
IPS Innovation Charter	25	11,071
IPS In-LEA Innovation	5	2,092
<b>Grand Total</b>	<b>103</b>	<b>42,548</b>

**Number of Schools and Enrollment in the IPS Portfolio, 2024-25**

<b>IPS Portfolio</b>	<b>Number of Schools</b>	<b>Enrollment</b>
IPS Direct Managed	44	18,970
IPS Innovation Charter	25	11,071
IPS In-LEA Innovation	5	2,092
<b>Grand Total</b>	<b>74</b>	<b>32,133</b>

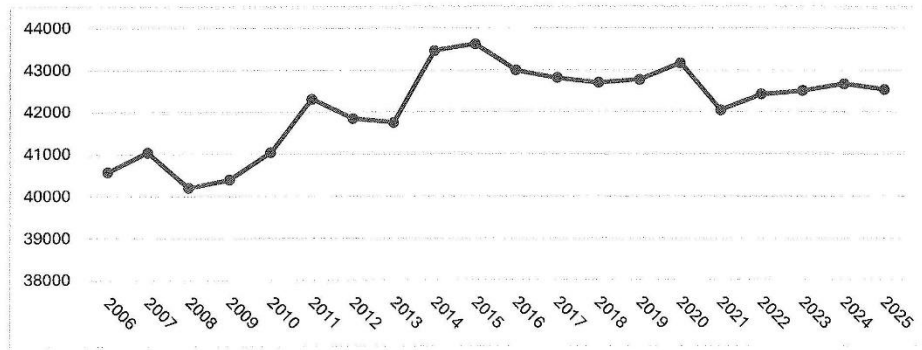
**Number of Schools and Enrollment by Charter Authorizer, 2024-25**

<b>Authorizer</b>	<b>Number of Schools</b>	<b>Enrollment</b>
Indiana Charter School Board (ISCB)	14	5,120
Office of Education Innovation (OEI)	36	15,673
Education One at Trine University (Trine)	4	693
<b>Grand Total</b>	<b>54</b>	<b>21,486</b>

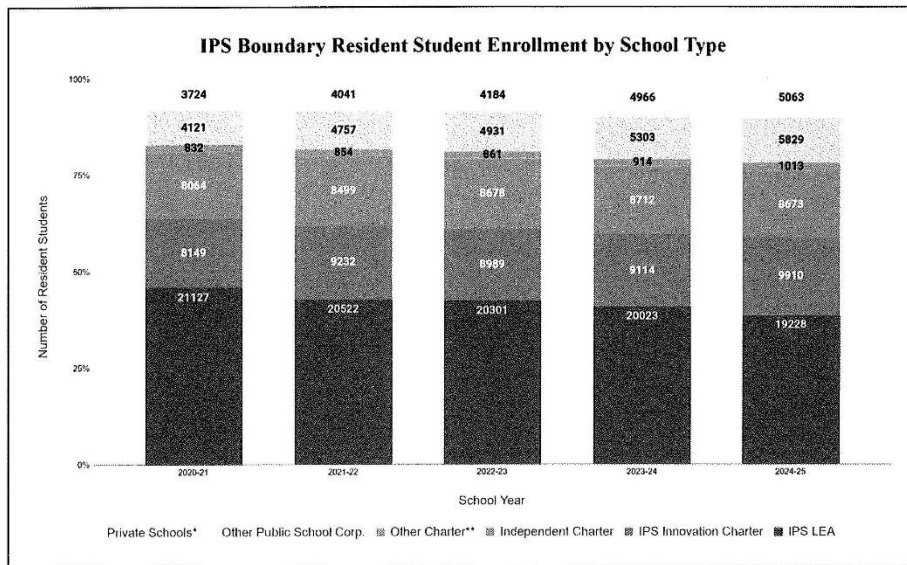
## SECTION 2: PUBLIC SCHOOL ENROLLMENT TRENDS

This section highlights changes in enrollment patterns, helping to identify shifts in public student enrollment across the IPS boundary and Marion County.

### Public School Enrollment in the IPS Boundary Over Time, 2006-2025



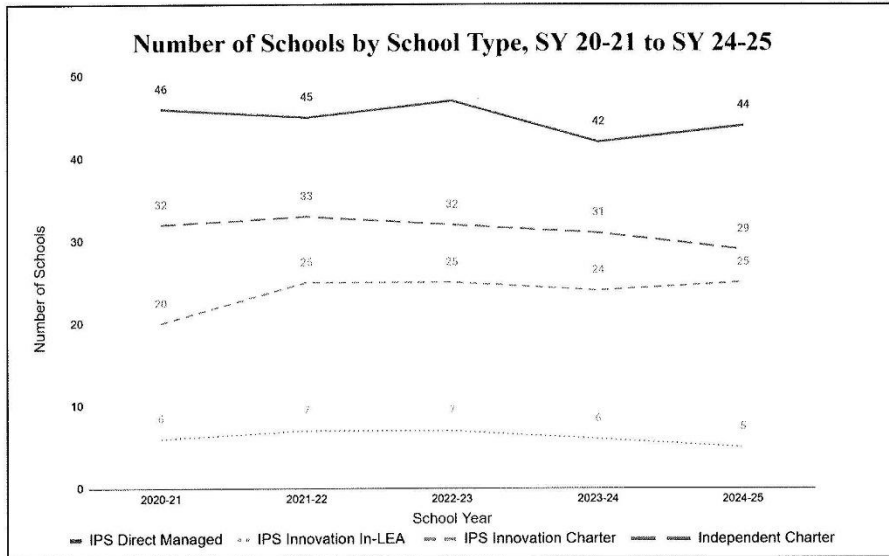
### Resident Student Enrollment in the IPS Boundary by School Type, SY20-21 to SY24-25



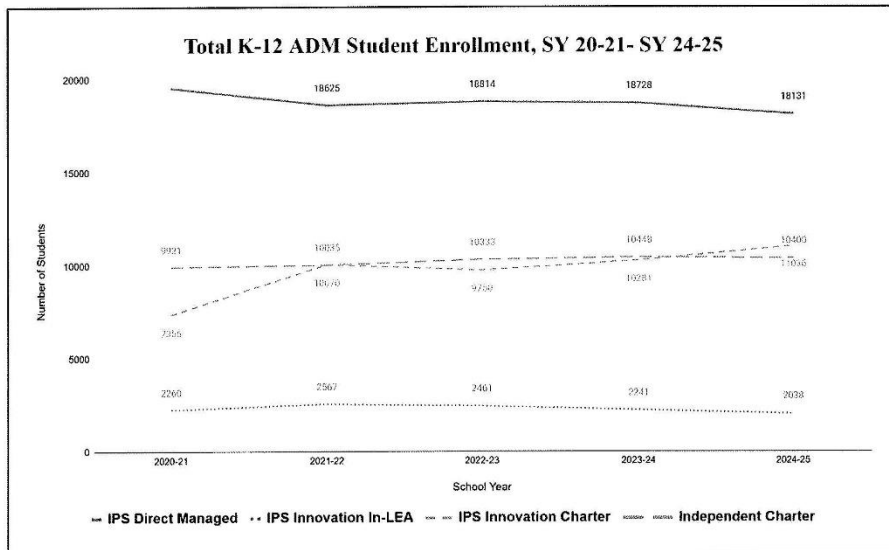
\*IPS resident students using a Choice Scholarship to attend a non-public school.

\*\*IPS resident students attending a charter school not located in the IPS boundary.

Over the past five years, the overall number of schools within the boundary has remained relatively consistent. Please note, the following charts do not include adult high schools.



Although Average Daily Membership (enrollment used for state funding) has remained fairly consistent, the most growth has been seen in IPS Innovation Charter Schools.





**Public Schools and Enrollment by Governance and School Type, 2024-25**

Authorizer/Governance	Number of Schools	Enrollment
<b>ICSB</b>	<b>14</b>	<b>5120</b>
Independent Charter	9	2769
Innovation Charter	5	2351
<b>OEI</b>	<b>36</b>	<b>15673</b>
Independent Charter	18	7376
Innovation Charter	18	8297
<b>Trine</b>	<b>4</b>	<b>693</b>
Independent Charter	2	270
Innovation Charter	2	423
<b>IPS LEA</b>	<b>49</b>	<b>21062</b>
IPS In-LEA Innovation	5	2092
IPS Direct Managed	44	18970
<b>Grand Total</b>	<b>103</b>	<b>42548</b>

**Public School Enrollment by Grades and School Type, 2024-25**

Elementary Schools	Enrollment
<b>01-05</b>	<b>228</b>
<b>IPS Direct Managed</b>	<b>228</b>
Merle Sidener Academy 59, a High Ability School	228
<b>KG-04</b>	<b>332</b>
<b>Independent Charter</b>	<b>332</b>
Avondale Meadows Academy	332
<b>KG-05</b>	<b>4600</b>
<b>Independent Charter</b>	<b>1093</b>
Allegiant Preparatory Academy	166
Bethel Park Elementary   pilotED Schools	225
Circle City Preparatory Elementary School	321
Paramount Cottage Home	381
<b>Innovation Charter</b>	<b>721</b>
KIPP Indy Unite Elementary	721
<b>IPS In-LEA Innovation</b>	<b>525</b>
Thomas Gregg Neighborhood School 15	525
<b>IPS Direct Managed</b>	<b>2261</b>



Benjamin Harrison School 2 Center for Inquiry, an IB World School	303
Christian Park School 82, an Exploratory School	251
Fredrick Douglas School 19, an Exploratory School	259
George W. Julian School 57 Center for Inquiry, an Inquiry School	165
Jonathan Jennings School 109, an Exploratory School	275
Joseph J. Bingham School 84 Center for Inquiry, an IB World School	360
Lew Wallace School 107, an Exploratory School	440
Theodore Potter School 74, a Dual Language School	208
<b>KG-06</b>	<b>2418</b>
<b>Independent Charter</b>	<b>811</b>
ACE Preparatory Academy	131
Tindley Genesis Academy	368
Tindley Summit Academy	312
<b>Innovation Charter</b>	<b>1607</b>
Liberty Grove Schools	227
Louis B Russell Jr School 48	274
Phalen at Francis Scott Key 103	689
PLA at George H Fisher School 93	417
<b>KG-08</b>	<b>9135</b>
<b>Independent Charter</b>	<b>3764</b>
Andrew J Brown Academy	435
Christel House Academy West	485
IN Math & Science Academy	554
Invent Learning Hub	221
Paramount Brookside	843
Phalen Leadership Academy - IN Inc	247
SE Neighborhood Sch of Excellence	588
Vision Academy	391
<b>Innovation Charter</b>	<b>4395</b>
Christel House Academy South	513
Emma Donnan Elementary and Middle	451
Enlace Academy	686
Global Preparatory Academy	742
Herron Preparatory Academy	428
Matchbook Learning	707
The PATH School	705

Paramount Online Academy	163
<b>IPS In-LEA Innovation</b>	<b>976</b>
Cold Spring School	359
Edison School of the Arts 47	617
<b>KG-12</b>	<b>1934</b>
<b>Independent Charter</b>	<b>1497</b>
GEO Next Generation Academy	439
Victory College Prep	1058
<b>Innovation Charter</b>	<b>260</b>
Phalen Virtual Leadership Academy	260
<b>IPS Direct Managed</b>	<b>177</b>
Impact Academy 1	67
Impact Academy 2	66
Impact Academy 3	44
<b>PK-05</b>	<b>7662</b>
<b>Independent Charter</b>	<b>402</b>
Irvington Community Elementary School	402
<b>IPS Direct Managed</b>	<b>7260</b>
Anna Brochhausen School 88, a STEM School	326
Brookside School 54, an Exploratory School	366
Carl Wilde School 79 Center For Inquiry, an Inquiry School	472
Charity Dye School 27 Center for Inquiry, an IB World School	348
Charles Warren Fairbanks School 105, an Exploratory School	398
Clarence Farrington School 61, an Exploratory School	451
Daniel Webster School 46, an Exploratory School	416
Eleanor Skillen School 34, a Montessori School	328
Eliza Baker School 55, a Butler Lab Reggio Emilia School	301
Ernie Pyle School 90, a Paideia School	268
George Washington Carver School 87, a Montessori School	246
James A. Garfield School 31, a STEM School	173
James Russell Lowell School 51, a Montessori School	363
James Whitcomb Riley School 43, a Visual and Performing Arts School	240
Mary Nicholson School 70 Center for Inquiry, an IB World School	351
Meredith Nicholson School 96, an Exploratory School	391
Ralph Waldo Emerson School 58, an Exploratory School	241
Robert Lee Frost School 106, a STEM School	308

Rousseau McClellan School 91, a Montessori School	506
William Bell School 60, a Butler Lab Reggio Emilia School	381
William McKinley School 39, an Exploratory School	386
<b>PK-06</b>	<b>591</b>
<b>IPS In-LEA Innovation</b>	<b>591</b>
Sankofa School of Success at Arlington Woods School 99	361
Washington Irving Neighborhood School 14	230

<b>Middle Schools</b>	<b>Enrollment</b>
<b>05-08</b>	<b>462</b>
<b>Independent Charter</b>	<b>270</b>
Paramount Englewood	270
<b>Innovation Charter</b>	<b>192</b>
Avondale Meadows Middle School	192
<b>06-08</b>	<b>4187</b>
<b>Independent Charter</b>	<b>335</b>
Circle City Preparatory Middle School	97
Irvington Community Middle School	238
<b>Innovation Charter</b>	<b>372</b>
KIPP Indy College Prep Middle	372
<b>IPS Direct Managed</b>	<b>3480</b>
Arlington Middle School, a STEM School	365
Broad Ripple Middle School, an IB World School	623
H. L. Harshman Middle School, a High Ability and Dual Language School	509
H.W. Longfellow Middle School, an IB World School	538
Northwest Middle School, an IB World School	623
Thomas Carr Howe Middle School, an IB World School	455
William Penn Middle School, a STEM School	367
<b>06-12</b>	<b>219</b>
<b>Innovation Charter</b>	<b>219</b>
Monarca Academy	219
<b>07-08</b>	<b>296</b>
<b>Independent Charter</b>	<b>296</b>
James & Rosemary Phalen Leadership Academy Middle School	296
<b>07-12</b>	<b>309</b>
<b>Independent Charter</b>	<b>309</b>

Charles A Tindley Accelerated Sch	309
-----------------------------------	-----

High Schools	Enrollment
<b>06-12</b>	<b>219</b>
<b>Innovation Charter</b>	<b>219</b>
Monarca Academy	219
<b>07-12</b>	<b>309</b>
<b>Independent Charter</b>	<b>309</b>
Charles A Tindley Accelerated Sch	309
<b>09-12</b>	<b>10175</b>
<b>Independent Charter</b>	<b>1306</b>
Indianapolis Metropolitan High Sch	194
Irvington Preparatory Academy	326
James and Rosemary Phalen Leadership Academy High School	587
Rooted School Indianapolis	150
The Match	49
<b>Innovation Charter</b>	<b>3305</b>
BELIEVE Circle City High School	269
Christel House Watanabe Manual High School	458
Herron High School	981
Herron-Riverside High School	388
KIPP Indy Legacy High	349
Purdue Polytechnic High Sch North	229
Purdue Polytechnic High School Ind	600
The Hope Academy, Inc.	31
<b>IPS Direct Managed</b>	<b>5564</b>
Arsenal Technical High School	2360
Crispus Attucks High School	1269
George Washington High School	729
Shortridge High School	1206
<b>KG-12</b>	<b>1934</b>
<b>Independent Charter</b>	<b>1497</b>
GEO Next Generation Academy	439
Victory College Prep	1058
<b>Innovation Charter</b>	<b>260</b>

Phalen Virtual Leadership Academy	260
<b>IPS Direct Managed</b>	<b>177</b>
Impact Academy 1	67
Impact Academy 2	66
Impact Academy 3	44



### SECTION 3: PUBLIC SCHOOL DEMOGRAPHICS

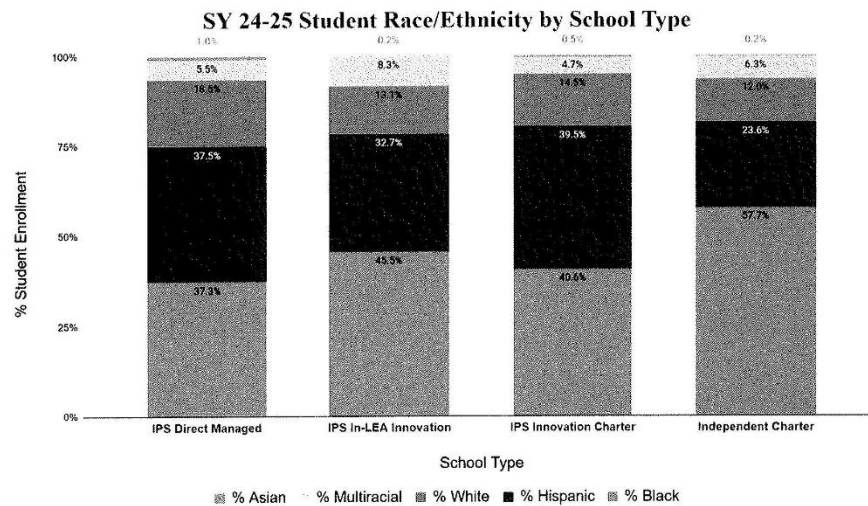
This section provides demographic data for the 2024-25 school year, including race/ethnicity; free or reduced-price lunch status, a measure to gauge household income; whether a student is learning English as a new language, and whether a student requires special education services.

#### Public School Demographics by School Type, 2024-25

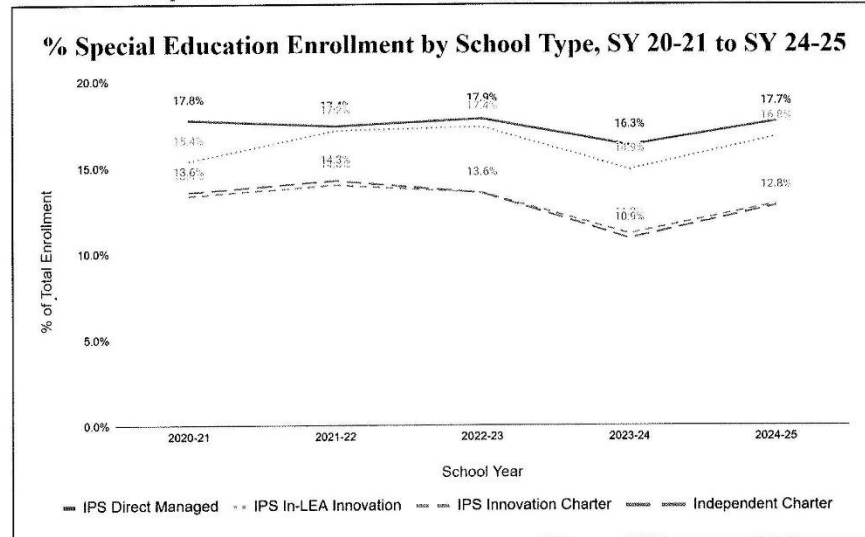
School Type	Black %	Hispanic %	White %	ELL %	SPED %	F/RL %
Independent Charter	58.7%	23.5%	11.3%	21.7%	13.5%	77.3%
Innovation Charter	43.9%	35.4%	14.9%	26.4%	15.0%	75.0%
IPS In-LEA Innovation	48.2%	30.1%	13.2%	22.3%	18.5%	68.2%
IPS Direct Managed	35.3%	34.9%	22.0%	29.8%	17.9%	57.7%

#### Public School Demographics by Charter Authorizer, 2024-25

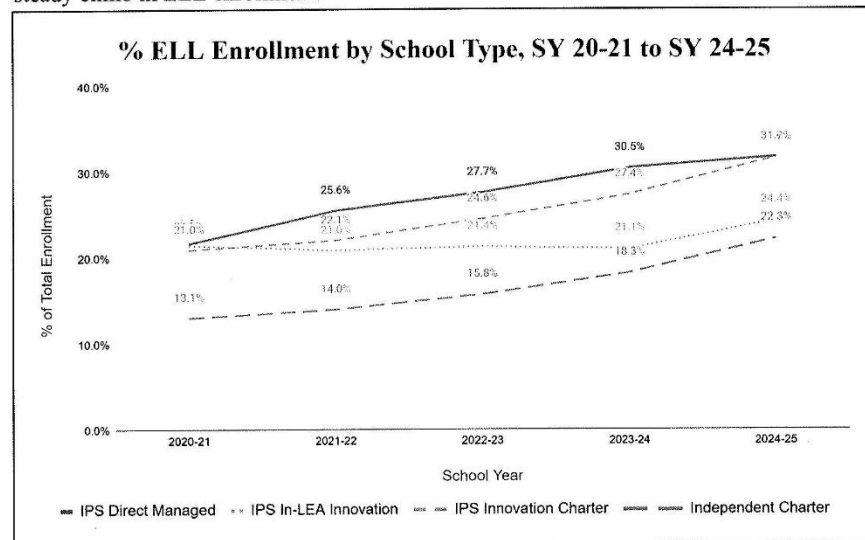
Authorizer	Black %	Hispanic %	White %	ELL %	SPED %	F/RL %
ICSB	59.7%	30.3%	5.1%	31.4%	12.1%	76.9%
OEI	50.0%	27.9%	15.7%	21.0%	14.6%	75.2%
Trine	40.1%	34.5%	16.3%	23.3%	18.0%	83.5%



SPED enrollment showed divergent trends. IPS direct managed and In-LEA schools maintained relatively high SPED populations, though both declined slightly in recent years. IPS Innovation Charter and Independent Charter schools experienced a steeper decline over the same period.

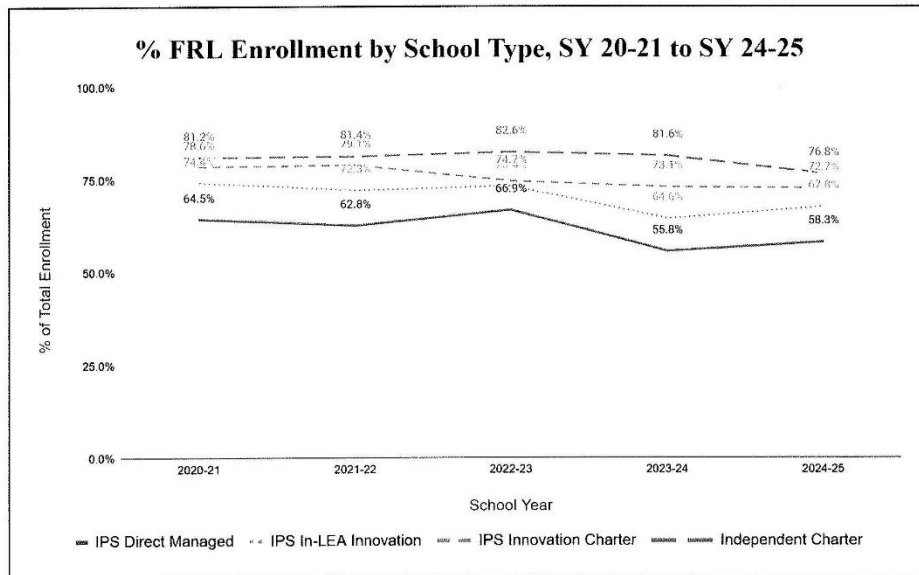


ELL enrollment has risen sharply, particularly in IPS direct managed and Innovation Charter schools. IPS direct managed schools now enroll nearly 30% ELL students, up 7 percentage points, a trend mirrored by Innovation Charter Schools. Independent Charter Schools also saw a steady climb in ELL enrollment.





FRL-eligible student enrollment remained high across all school types, particularly in Independent and IPS Innovation Charter Schools, which maintained rates between 70–85%. IPS direct managed and In-LEA schools reported a drop in SY 2023–24, up slightly in SY 2024–25.



## SECTION 4: ACADEMIC PERFORMANCE DATA

This section presents select key academic indicators such as standardized test performance, proficiency rates, and other outcomes where available. To help explain each academic data set, a short description of each test is included as well. Please know this is not an exhaustive list of metrics, nor are these data points meant to convey a complete picture of school quality. Rather, these are comparable, externally validated datasets that can serve as a starting point for understanding how students at systems levels are learning compared to state standards.

### Academic Data Set Summaries

Chronic Absenteeism: In Indiana, a student is considered chronically absent after missing 10 percent or more of school days. The higher the level of chronic absenteeism, the more likely it can be that a student struggles to move toward academic mastery.

I<sup>L</sup>EARN: A federally mandated summative accountability assessment that measures student achievement in English language Arts (ELA), math, and in some grades, science and history based on Indiana academic standards. It is taken annually by students in grades 3-8. Results here are for only ELA, math, or, where displayed as “both,” students who pass (and are considered proficient in) both ELA and math tests.

I<sup>R</sup>EAD: A summative assessment that measures foundational reading skills based on Indiana academic standards taken by students in grades 2-3. If a student does not pass, they must retake the exam until they do, or until they reach grade 7. If a student does not pass by grade 3, they must be retained in third grade, according to a recent state law. The data reported here includes only results from third-grade test-takers.

SAT: A standardized test administered by College Board and taken by high school students (typically juniors). It is widely used for college admission and measures skills in reading, writing and math. This is Indiana’s high school accountability assessment.

Grad Rate: Graduation rate is measured by the percentage of students within a cohort (beginning in ninth grade) who graduate during their expected graduation year. The formula establishes a cohort (or expected graduation year) of first-time freshmen that expands and contracts as students transfer in and out of school during the years that follow.

Please note, cells with “N/A” mean there are not results for that particular metric for that school. For example, elementary schools will not have SAT results. Additionally, some results are broken down by student subgroups in addition to race or ethnicity. These are: ELL (Students with a native language other than English who are working toward English-language proficiency) and Non-ELL (Students whose native language is English); SPED (students receiving special education services) and Gen Ed (students within the general education population); FRL (students receiving free or reduced-price lunch) and paid (students who do not qualify for subsidized meals).

**Academic Data by School Type, Spring 2024 and 2025**

School Type	2024 Chronic Absentee- ism	2025 ILEARN N % pass both	2025 ILEARN N % pass ELA	2025 ILEARN N % pass math	2024 IREAD % pass	2025 SAT % pass	2024 Grad Rate %
Independent Charter	32.7%	14.5%	23.2%	22.0%	70.7%	6.2%	74.1%
Innovation Charter	35.2%	10.5%	17.4%	18.0%	58.3%	16.3%	84.2%
IPS In-LEA Innovation	27.1%	9.5%	17.8%	16.1%	56.5%		
IPS Direct Managed	30.5%	16.9%	22.7%	25.0%	61.9%	3.8%	88.3%

**Academic Data by Charter Authorizer, Spring 2024 and 2025**

Authorizer	2024 Chronic Absentee- ism	2025 ILEARN % pass both	2025 ILEARN % pass ELA	2025 ILEARN % pass math	2024 IREAD % pass	2025 SAT % pass	2024 Grad Rate %
ICSB	32.9%	9.9%	17.2%	19.1%	68.8%	4.3%	75.6%
OEI	34.0%	14.8%	23.1%	21.9%	63.6%	14.8%	83.3%
Trine	37.2%	7.6%	15.2%	11.1%	65.9%	0.0%	48.3%

**Statewide Academic Data by Demographic, Spring 2024 and 2025 (all test-takers)**

Statewide 2024 and 2025	ILEARN BOTH % pass 2025	ILEARN ELA % pass 2025	ILEARN Math % pass 2025	IREAD % pass 2024	SAT BOTH % pass 2025	Grad Rate % 2024
Black	12.8%	21.8%	19.0%	68.6%	7.0%	83.9%
Hispanic	18.2%	26.9%	27.5%	68.6%	12.6%	87.8%
White	37.7%	47.7%	49.9%	88.3%	29.8%	91.9%
ELL	8.1%	12.7%	18.2%	63.6%	2.1%	89.5%
Non-ELL	33.6%	43.5%	44.6%	84.7%	26.2%	92.6%
SPED	10.1%	15.0%	17.3%	57.1%	4.4%	93.6%
Gen-Ed	35.6%	45.9%	47.2%	88.2%	27.4%	85.3%
FRL	18.9%	28.0%	28.6%	76.0%	11.6%	91.5%
Paid	42.1%	51.7%	54.0%	88.5%	33.0%	93.1%

**Disaggregated Academic Data by School Type, Spring 2025**

Subgroup	Independent Charter	Innovation Charter	IPS In-LEA Innovation	IPS Direct Managed
Black students % pass ILEARN ELA	20.9%	15.6%	14.0%	13.9%

Black students % pass ILEARN math	18.9%	14.7%	10.0%	14.3%
Black students % pass ILEARN ELA & Math	11.8%	8.3%	5.7%	8.5%
Hispanic students % pass ILEARN ELA	21.2%	13.6%	15.3%	14.8%
Hispanic students % pass ILEARN math	22.4%	16.4%	19.4%	17.6%
Hispanic students % pass ILEARN ELA & Math	14.3%	8.5%	8.3%	10.7%
White students % pass ILEARN ELA	32.7%	33.3%	35.5%	42.8%
White students % pass ILEARN math	34.4%	34.5%	31.5%	44.8%
White students % pass ILEARN ELA & Math	26.5%	23.9%	25.1%	35.4%

**Disaggregated Academic Data, Continued, by School Type, Spring 2025**

Subgroup	Independent Charter	Innovation Charter	IPS In-LEA Innovation	IPS Direct Managed
Paid subgroup % pass ILEARN ELA & math	18.3%	13.1%	11.9%	20.3%
FRL subgroup % pass ILEARN ELA & math	13.2%	9.1%	7.1%	10.4%
Non-ELL subgroup % pass ILEARN ELA & math	16.6%	14.6%	10.6%	19.2%
ELL subgroup % pass ILEARN ELA & math	5.9%	4.3%	3.5%	4.0%
Gen Ed subgroup % pass ILEARN ELA & math	16.6%	11.8%	10.7%	18.6%
SPED subgroup % pass ILEARN ELA & math	4.1%	3.5%	2.2%	4.8%

**Disaggregated Academic Data by Governance, Spring 2025**

Subgroup	ICSB	OEI	IPS	Trine
Black students % pass ILEARN ELA	17.1%	20.3%	13.9%	13.5%
Black students % pass ILEARN math	17.7%	18.4%	13.7%	5.7%
Black students % pass ILEARN ELA & Math	9.2%	11.7%	8.1%	4.6%
Hispanic students % pass ILEARN ELA	13.0%	20.5%	14.8%	11.8%
Hispanic students % pass ILEARN math	17.4%	21.5%	17.8%	12.7%
Hispanic students % pass ILEARN ELA & Math	8.2%	13.6%	10.4%	7.7%
White students % pass ILEARN ELA	16.1%	38.1%	42.1%	22.5%
White students % pass ILEARN math	24.0%	39.1%	43.5%	19.8%

White students % pass ILEARN ELA & Math	13.5%	29.7%	34.4%	14.4%
---	-------	-------	-------	-------

**Disaggregated Academic Data Continued, by Governance, Spring 2025**

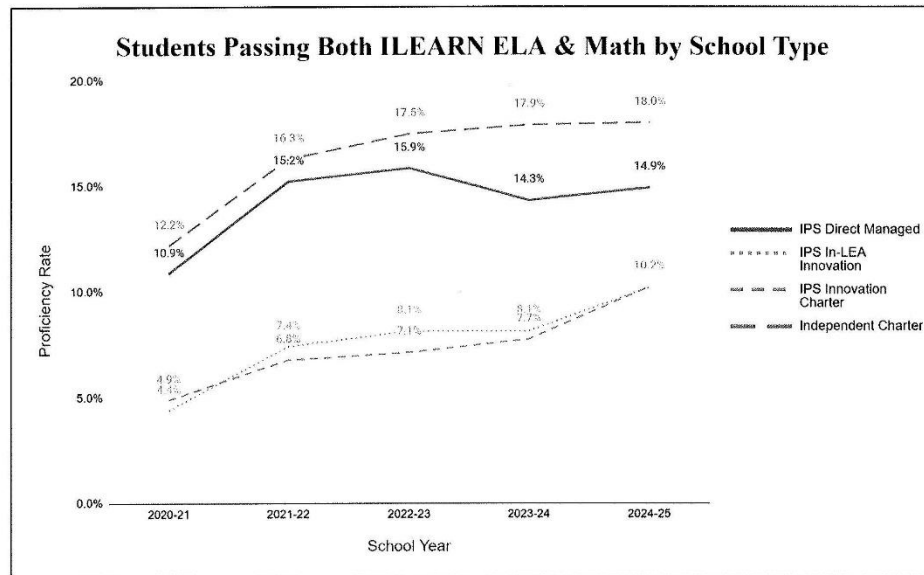
Subgroup	ICSB	OEI	IPS	Trine
Paid subgroup % pass ILEARN ELA & math	12.9%	18.7%	20.7%	8.8%
FRL subgroup % pass ILEARN ELA & math	9.6%	13.0%	10.2%	6.5%
Non-ELL subgroup % pass ILEARN ELA & math	12.3%	18.2%	19.1%	8.2%
ELL subgroup % pass ILEARN ELA & math	4.1%	5.5%	4.1%	5.8%
Gen Ed subgroup % pass ILEARN ELA & math	11.3%	16.7%	18.1%	9.0%
SPED subgroup % pass ILEARN ELA & math	2.4%	4.7%	4.5%	1.3%

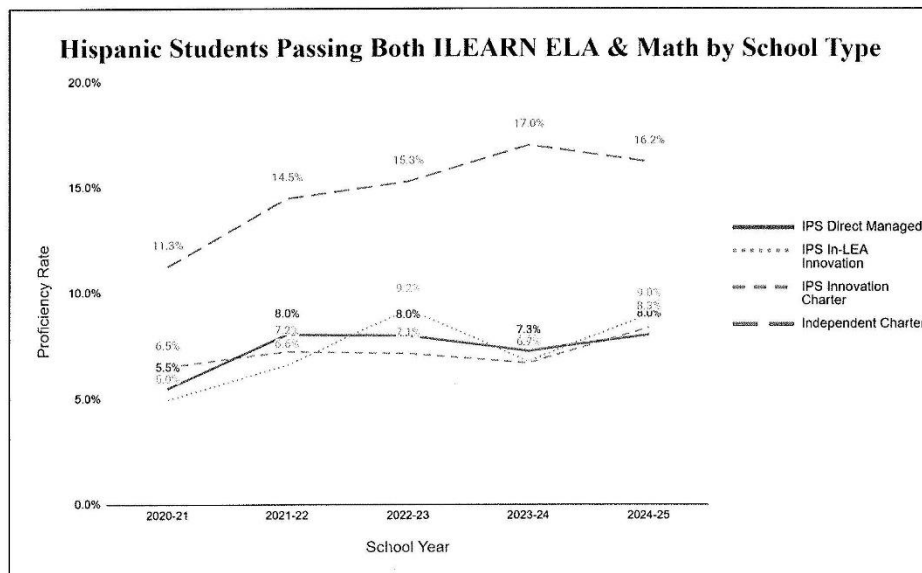
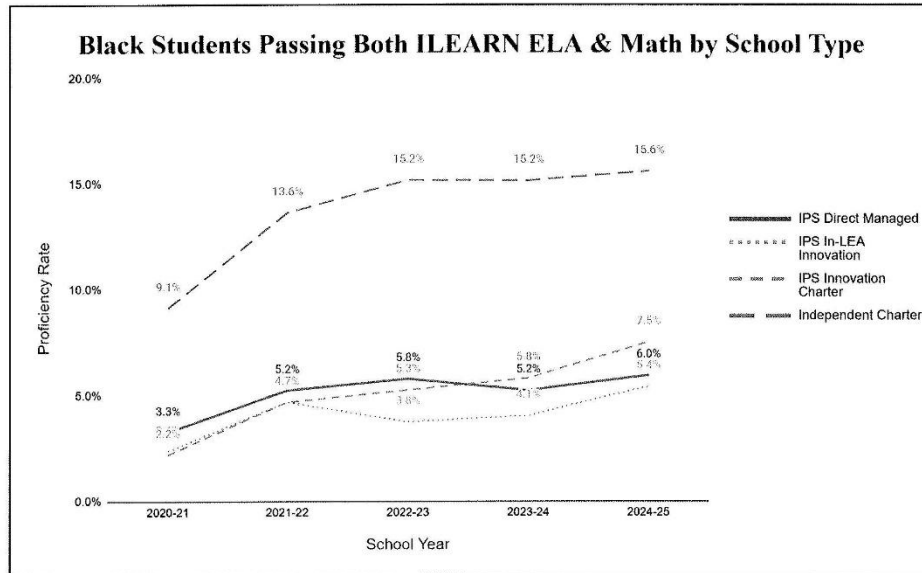


### ILEARN Performance 2020-21 to 2024-25

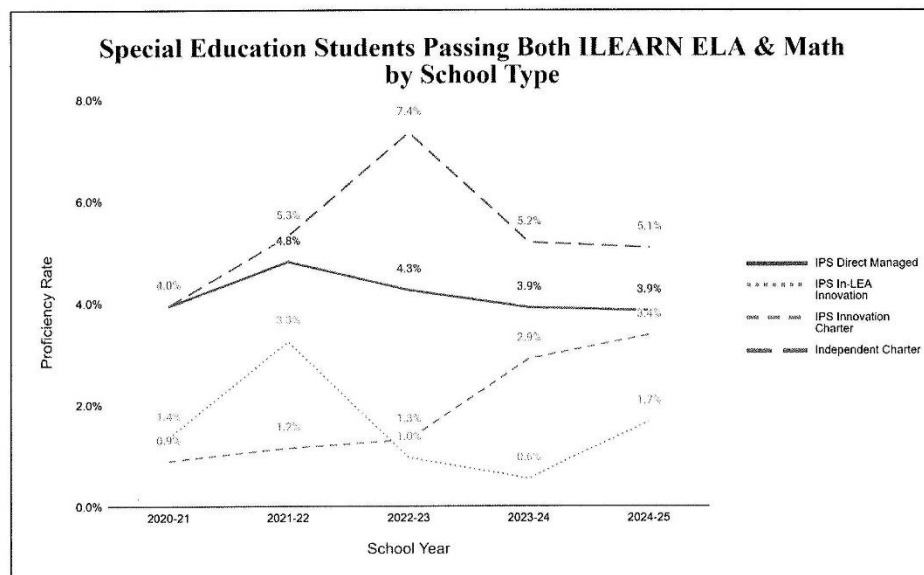
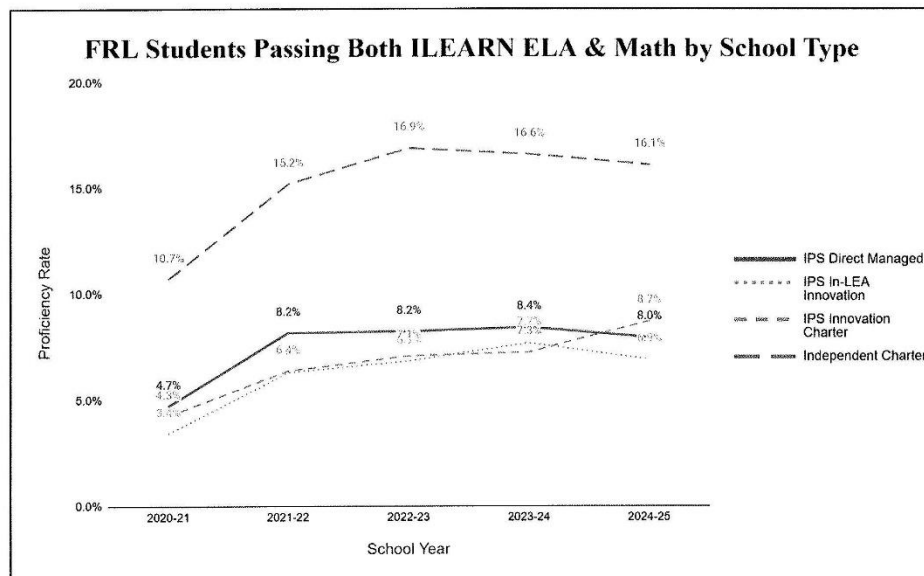
This section provides a five-year view of ILEARN results, showing how student performance has changed over time. Data is broken out by school type and key student subgroups.

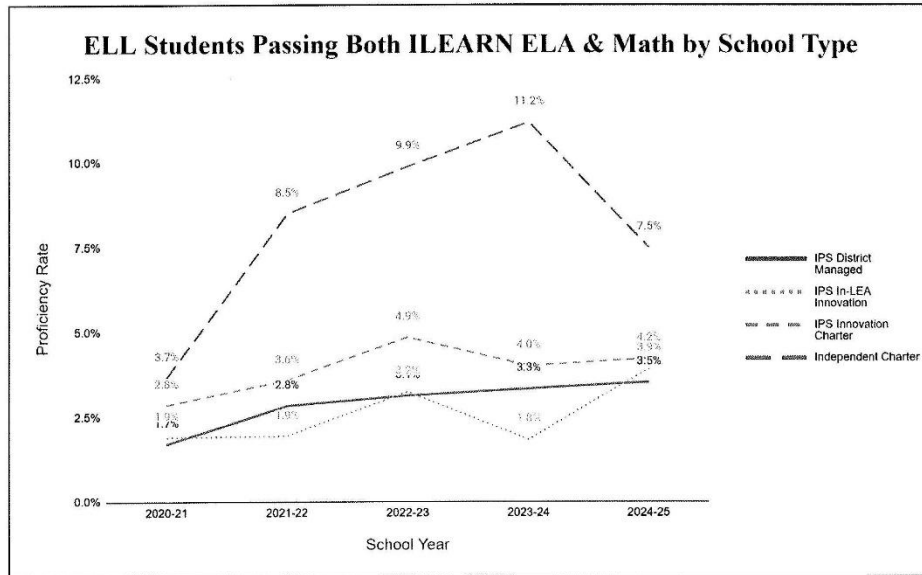
Post-COVID pandemic scores have shown some volatility year over year and have yet to rebound to pre-pandemic levels (a trend seen statewide). For each of the subgroups below, Independent Charter Schools outperform other school types, though most recent years show slight declines.











## **SECTION 5: IPS INNOVATION PARTNERSHIPS**

To provide greater visibility into the operational supports provided to IPS Innovation Network Schools, this section outlines the services and resources made available through district partnerships.

As of SY 2024-25, many Innovation Network Schools are located in IPS-owned buildings. These schools are not charged rent and receive a range of services from the district at no direct cost to the school operators. These services include:

- Building upkeep and maintenance
- Security services
- Student transportation

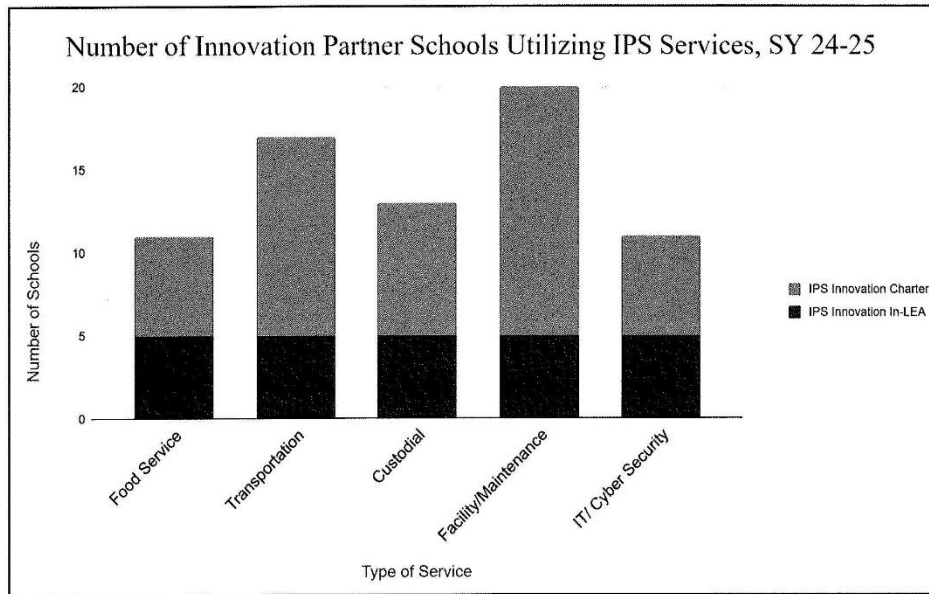
Although schools do not receive a bill for these services, IPS continues to cover the associated costs. For the 2023-24 school year, the district spent approximately \$38 million on facilities and security for Innovation schools, and \$12 million on transportation. These are considered in-kind contributions — resources provided without direct reimbursement — that nonetheless represent substantial expenditures for the district.

Currently, over 67% of students enrolled in Innovation Network Charter schools attend schools in IPS-owned buildings (about 7,400 students), and more than 53% use IPS-provided transportation services (about 5,900 students). These services are funded primarily through local property taxes.

Since 2015, the Innovation Network has grown to include 30 schools. This includes approximately 3,800 students who moved from the IPS LEA to Innovation Network Charter schools as part of district-led school restart strategies, and another 3,000 students enrolled in charter schools that were intentionally co-located in district-owned facilities.

District supports have played a role in the expansion of Innovation Network enrollment. For example, IPS collaborated with Adelante Schools to implement enrollment zones a year ahead of schedule at Emma Donnan Elementary and Middle School, which expanded transportation access and contributed to a 33% increase in enrollment year over year.

### Number of Innovation Partner Schools Utilizing IPS Services, SY24-25



### IPS Innovation Network School Support by School

Authorizer	Grades Served	School name	IPS Food Service	IPS Transportation	Custodial	Facility & Maintenance	IPS IT	IPS PK/ Dev PK
OEI	K-8	Enlace Academy				X		
OEI	6-8	KIPP Indy College Prep Middle		X		X		
OEI	K-5	KIPP Indy Unite Elementary		X		X		
ICSB	K-6	Phalen at Francis Scott Key 103		X		X	X	
In-LEA	K-8	Cold Spring School	X	X	X	X	X	
OEI	PK-8	Global	X	X	X	X		X

		Preparatory Academy						
ICSB	K-6	PLA at George H Fisher School 93		X		X	X	
OEI	6-8	Avondale Meadows Middle School						
In-LEA	K-8	Edison School of the Arts 47	X	X	X	X	X	
OEI	9-12	Herron High School						
OEI	9-12	Herron-Riverside High School						
OEI	9-12	Purdue Polytechnic Englewood High School						
In-LEA	K-5	Thomas Gregg Neighborhood School 15	X	X	X	X	X	
OEI	K-8	Matchbook Learning	X	X		X		
OEI	9-12	KIPP Indy Legacy High		X				
OEI	K-8	Adelante Schools at Emma Donnan		X	X	X	X	
ICSB	K-8	Christel House Academy South			X	X		
ICSB	PK-6	PLA at Louis B Russell 48		X	X	X	X	X

IPS In-LEA	PK-6	Sankofa School of Success 99	X	X	X	X	X	X
OEI	PK-8	The PATH School at Stephen Foster School 67	X	X	X	X	X	X
ICSB	9-12	Christel House Watanabe High School			X	X		
OEI	K-4	Herron Preparatory Academy						
OEI	9-12	The Hope Academy						
Trine	K-8	Paramount Online Academy						
Trine	K-12	Phalen Virtual Leadership Academy						
OEI	K-6	Liberty Grove Schools		X		X	X	
OEI	6-8	Monarca Academy	X	X	X	X		
OEI	9-12	Purdue Polytechnic Broad Ripple High School	X		X	X		
In-LEA	PK-5	Washington Irving Neighborhood School 14	X	X	X	X	X	
OEI	9-12	BELIEVE Circle City High School	X					
<b>Total</b>			<b>11</b>	<b>17</b>	<b>13</b>	<b>20</b>	<b>11</b>	<b>4</b>

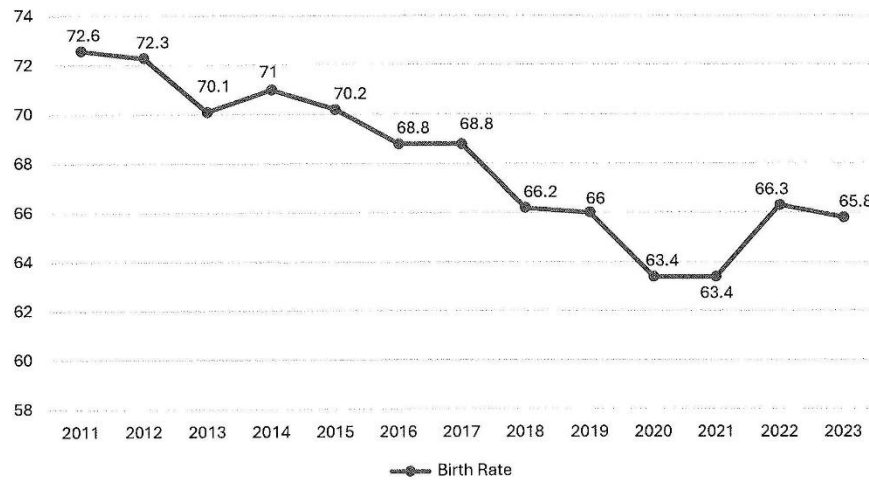




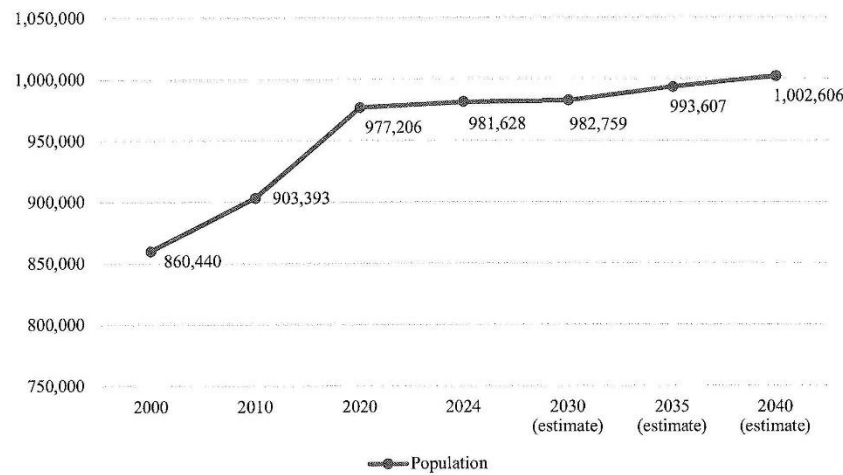
## SECTION 6: COUNTY DEMOGRAPHIC AND POPULATION DATA

This section includes demographic and population trends from the U.S. Census Bureau and Indiana Department of Health, offering a broader context for understanding how the city is changing. This includes information on birth rates, population growth, and other indicators relevant to long-term educational planning.

### Indianapolis/Marion County Birth Rates 2013-2023



### Indianapolis/Marion County Population and Population Estimates



#### Indianapolis/Marion County Population by Age, 2024

Age	Number	% in County
Preschool (0 to 4)	69,004	7.00%
School Age (5 to 17)	174,075	17.70%
College Age (18 to 24)	93,764	9.60%
Young Adult (25 to 44)	295,717	30.10%
Older Adult (45 to 64)	213,026	21.70%
Seniors (65 and older)	136,042	13.90%
<b>Median Age</b>	<b>34.6</b>	

#### Structural Permits for Residential Buildings in Indianapolis, 2020-2025

Local permit issuance, particularly for new residential construction, serves as a strong predictor of future population growth by offering a direct and early signal of an expanding housing supply. This data is a tool that can offer insight into demographic shifts and anticipate the needs of a growing community.

The permit data in this section was provided by the Indianapolis Department of Business and Neighborhood Services and should be considered as relevant context for other discussions related to areas of growth in the city.


Residence	Units	% in County
Single-Family	1,253	65.70%
2-Family	14	0.70%
3- and 4-Family	18	0.90%
5+ Family	621	32.60%
<b>Total Permits Filed</b>	<b>1,906</b>	<b>100.00%</b>

The heat maps on the following pages show areas of the city with increasing density of issued permits for various residential structures between 2020 and 2025. A dynamic map and details on specific locations, can be provided upon request.

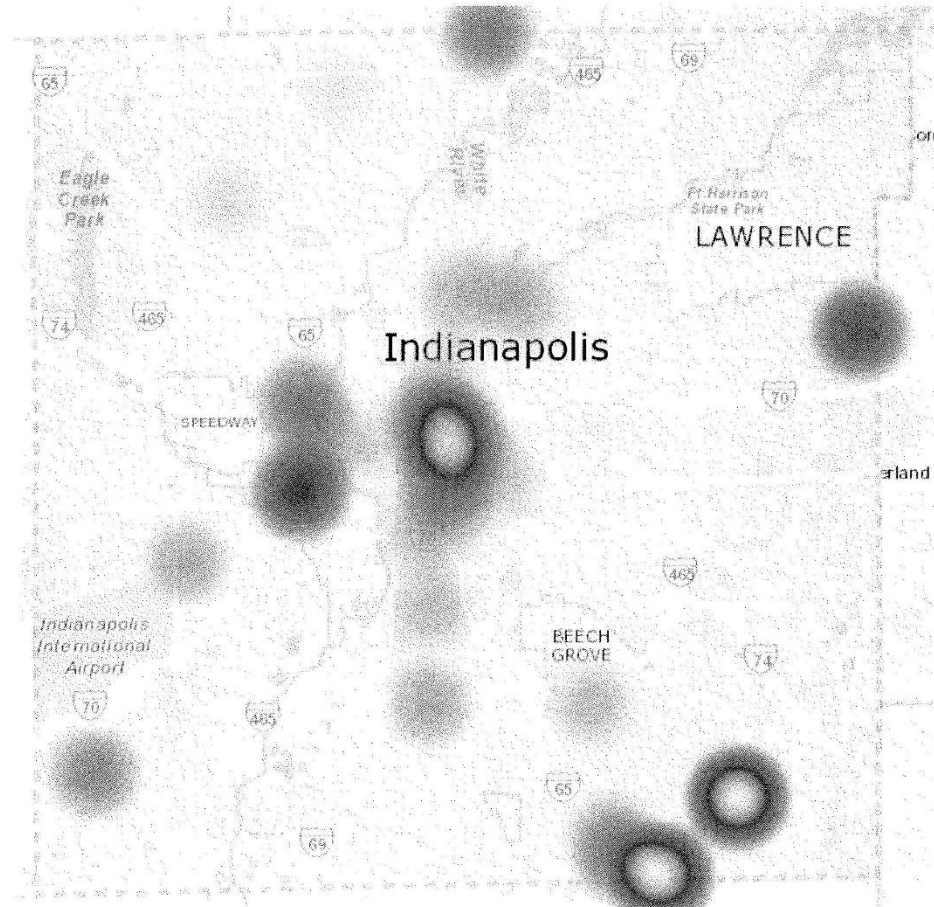
As the images will show, structural permit activity has been highest in the following areas:

- Near Northside
- Martindale Brightwood, south of Douglass Park
- Fountain Square neighborhood, along English Ave. between Shelby and S. State Ave
- South of Wanamaker and other areas of South Franklin Township
- Near Westside and Near Riverside, adjacent to Riverside Park,
- Far east sides of Lawrence and Warren townships

**Structural Permits Heat Map - One or Two Family Residences, 2020-2025**



**Structural Permits Heat Map – Multi-family Residences, 2020-2025**





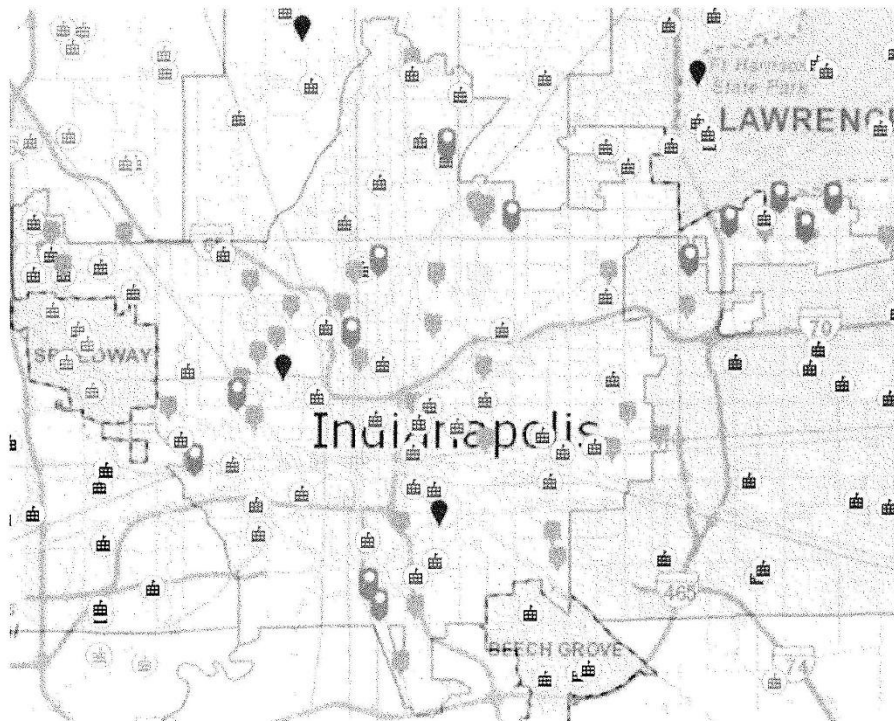
## SECTION 7: Interactive Public School Map

This visual representation of public school locations across the district and city-county provides important geographic context to support discussions around access, transportation, and area-based planning. This map was created by IndyGIS, with consultation and data provided by the Office of Education Innovation and Indianapolis Public Schools.

Use the [map link](#) to explore online.

Map Key:

-  IPS Direct Managed Schools
-  OEI Schools (includes IPS Innovation Charter)
-  ICSB Schools (Includes IPS Innovation Charter)
-  Trine Schools



## APPENDIX A: PUBLIC SCHOOL DATA BY SCHOOL

This section includes academic data shown at the school level, including distinctions for governance, authorizer, and school type (Innovation Network). Cells with “n/a” indicate the number of students tested was too small to share publicly. N-size for these datasets is at least 10 students. Data includes schools within the IPS boundary, excluding adult high schools.

The academic data is displayed with the following categories and assessments or metrics included:

- Enrollment
- Demographics (race, ethnicity, FRL, ELL, SPED)
- Elementary and Middle School (K-8)
- High School (9-12)
- ILEARN
- IREAD
- SAT
- Graduation Rate

### Enrollment 2024-25

#### Public School Enrollment by School Type (IPS Boundary)

Schools	Enrollment
<b>Independent Charter</b>	<b>10415</b>
ACE Preparatory Academy	131
Allegiant Preparatory Academy	166
Andrew J Brown Academy	435
Avondale Meadows Academy	332
Bethel Park Elementary   pilotED Schools	225
Charles A Tindley Accelerated Sch	309
Christel House Academy West	485
Circle City Preparatory Elementary School	321
Circle City Preparatory Middle School	97
GEO Next Generation Academy	439
IN Math & Science Academy	554
Indianapolis Metropolitan High Sch	194
Invent Learning Hub	221
Irvington Community Elementary School	402
Irvington Community Middle School	238
Irvington Preparatory Academy	326

James & Rosemary Phalen Leadership Academy Middle School	296
James and Rosemary Phalen Leadership Academy High School	587
Paramount Brookside	843
Paramount Cottage Home	381
Paramount Englewood	270
Phalen Leadership Academy - IN Inc	247
Rooted School Indianapolis	150
SE Neighborhood Sch of Excellence	588
The Match	49
Tindley Genesis Academy	368
Tindley Summit Academy	312
Victory College Prep	1058
Vision Academy	391
<b>Innovation Charter</b>	<b>11071</b>
Avondale Meadows Middle School	192
BELIEVE Circle City High School	269
Christel House Academy South	513
Christel House Watanabe Manual High School	458
Emma Donnan Elementary and Middle	451
Enlace Academy	686
Global Preparatory Academy	742
Herron High School	981
Herron Preparatory Academy	428
Herron-Riverside High School	388
KIPP Indy College Prep Middle	372
KIPP Indy Legacy High	349
KIPP Indy Unite Elementary	721
Liberty Grove Schools	227
Louis B Russell Jr School 48	274
Matchbook Learning	707
Monarca Academy	219
Phalen at Francis Scott Key 103	689
PLA at George H Fisher School 93	417
Purdue Polytechnic High Sch North	229
Purdue Polytechnic High School Ind	600
The Hope Academy, Inc.	31



The PATH School	705
Paramount Online Academy	163
Phalen Virtual Leadership Academy	260
<b>IPS In-LEA Innovation</b>	<b>2092</b>
Cold Spring School	359
Edison School of the Arts 47	617
Sankofa School of Success at Arlington Woods School 99	361
Thomas Gregg Neighborhood School 15	525
Washington Irving Neighborhood School 14	230
<b>IPS Direct Managed</b>	<b>18970</b>
Anna Brochhausen School 88, a STEM School	326
Arlington Middle School, a STEM School	365
Arsenal Technical High School	2360
Benjamin Harrison School 2 Center for Inquiry, an IB World School	303
Broad Ripple Middle School, an IB World School	623
Brookside School 54, an Exploratory School	366
Carl Wilde School 79 Center For Inquiry, an Inquiry School	472
Charity Dye School 27 Center for Inquiry, an IB World School	348
Charles Warren Fairbanks School 105, an Exploratory School	398
Christian Park School 82, an Exploratory School	251
Clarence Farrington School 61, an Exploratory School	451
Crispus Attucks High School	1269
Daniel Webster School 46, an Exploratory School	416
Eleanor Skillen School 34, a Montessori School	328
Eliza Baker School 55, a Butler Lab Reggio Emilia School	301
Ernie Pyle School 90, a Paideia School	268
Fredrick Douglas School 19, an Exploratory School	259
George W. Julian School 57 Center for Inquiry, an Inquiry School	165
George Washington Carver School 87, a Montessori School	246
George Washington High School	729
H. L. Harshman Middle School, a High Ability and Dual Language School	509
H.W. Longfellow Middle School, an IB World School	538
James A. Garfield School 31, a STEM School	173
James Russell Lowell School 51, a Montessori School	363
James Whitcomb Riley School 43, a Visual and Performing Arts School	240
Jonathan Jennings School 109, an Exploratory School	275

Joseph J. Bingham School 84 Center for Inquiry, an IB World School	360
Lew Wallace School 107, an Exploratory School	440
Mary Nicholson School 70 Center for Inquiry, an IB World School	351
Meredith Nicholson School 96, an Exploratory School	391
Merle Sidener Academy 59, a High Ability School	228
Northwest Middle School, an IB World School	623
Ralph Waldo Emerson School 58, an Exploratory School	241
Robert Lee Frost School 106, a STEM School	308
Rousseau McClellan School 91, a Montessori School	506
Shortridge High School	1206
Theodore Potter School 74, a Dual Language School	208
Thomas Carr Howe Middle School, an IB World School	455
William Bell School 60, a Butler Lab Reggio Emilia School	381
William McKinley School 39, an Exploratory School	386
William Penn Middle School, a STEM School	367
Impact Academy 1	67
Impact Academy 2	66
Impact Academy 3	44
<b>Grand Total</b>	<b>42548</b>

**Public School Enrollment by School Type and Charter Authorizer (IPS Boundary)**

<b>Authorizer</b>	<b>Enrollment</b>
<b>Indiana Charter School Board</b>	<b>5120</b>
<b>Independent Charter</b>	<b>2769</b>
ACE Preparatory Academy	131
Allegiant Preparatory Academy	166
Christel House Academy West	485
Circle City Preparatory Elementary School	321
Circle City Preparatory Middle School	97
GEO Next Generation Academy	439
James & Rosemary Phalen Leadership Academy Middle School	296
James and Rosemary Phalen Leadership Academy High School	587
Phalen Leadership Academy - IN Inc	247
<b>Innovation Charter</b>	<b>2351</b>
Christel House Academy South	513
Christel House Watanabe Manual High School	458

Louis B Russell Jr School 48	274
Phalen at Francis Scott Key 103	689
PLA at George H Fisher School 93	417
<b>OEI</b>	<b>15673</b>
<b>Independent Charter</b>	<b>7376</b>
Andrew J Brown Academy	435
Avondale Meadows Academy	332
Bethel Park Elementary   pilotED Schools	225
Charles A Tindley Accelerated Sch	309
IN Math & Science Academy	554
Indianapolis Metropolitan High Sch	194
Irvington Community Elementary School	402
Irvington Community Middle School	238
Irvington Preparatory Academy	326
Paramount Brookside	843
Paramount Cottage Home	381
Paramount Englewood	270
Rooted School Indianapolis	150
SE Neighborhood Sch of Excellence	588
Tindley Genesis Academy	368
Tindley Summit Academy	312
Victory College Prep	1058
Vision Academy	391
<b>Innovation Charter</b>	<b>8297</b>
Avondale Meadows Middle School	192
BELIEVE Circle City High School	269
Emma Donnan Elementary and Middle	451
Enlace Academy	686
Global Preparatory Academy	742
Herron High School	981
Herron Preparatory Academy	428
Herron-Riverside High School	388
KIPP Indy College Prep Middle	372
KIPP Indy Legacy High	349
KIPP Indy Unite Elementary	721
Liberty Grove Schools	227

Matchbook Learning	707
Monarca Academy	219
Purdue Polytechnic High Sch North	229
Purdue Polytechnic High School Ind	600
The Hope Academy, Inc.	31
The PATH School	705
<b>Trine</b>	<b>693</b>
<b>Independent Charter</b>	<b>270</b>
Invent Learning Hub	221
The Match	49
<b>Innovation Charter</b>	<b>423</b>
Paramount Online Academy	163
Phalen Virtual Leadership Academy	260
<b>Grand Total</b>	<b>21486</b>

**Demographics 2024-25**  
**Public School Enrollment Demographics by Governance and School Type (IPS Boundary)**

Governance, Innovation, and School	Black %	Hispanic %	White %	ELL %	Special Education %	F/RL %
Indiana Charter School Board	59.7%	30.3%	5.1%	31.4%	12.1%	76.9%
Independent Charter	68.4%	24.6%	2.3%	28.0%	12.1%	77.8%
ACE Preparatory Academy	78.6%	8.4%	2.3%	5.3%	27.5%	84.7%
Allegiant Preparatory Academy	81.9%	9.6%	1.2%	12.0%	8.4%	68.7%
Christel House Academy West	27.2%	64.3%	4.9%	51.3%	12.0%	65.4%
Circle City Preparatory Elementary School	77.6%	18.4%	1.2%	33.6%	10.6%	94.7%
Circle City Preparatory Middle School	63.9%	28.9%	5.2%	27.8%	9.3%	93.8%
GEO Next Generation Academy	69.7%	26.2%	0.7%	26.9%	11.2%	76.8%
James & Rosemary Phalen Leadership Academy Middle School	63.2%	32.1%	0.3%	44.3%	11.5%	73.3%
James and Rosemary Phalen Leadership Academy High School	71.0%	23.3%	2.7%	41.1%	9.2%	68.8%
Phalen Leadership Academy - IN Inc	82.2%	9.7%	2.4%	9.7%	8.9%	73.7%
Innovation Charter	44.2%	40.7%	10.1%	37.5%	12.0%	75.5%
Christel House Academy South	15.6%	59.3%	19.3%	37.0%	16.6%	80.3%
Christel House Watanabe Manual High School	16.6%	51.3%	25.3%	25.3%	11.1%	69.4%
Louis B Russell Jr School 48	77.4%	12.8%	1.5%	11.7%	16.8%	79.2%
Phalen at Francis Scott Key 103	55.3%	41.5%	2.0%	65.0%	7.1%	74.0%
PLA at George H Fisher School	56.1%	38.6%	2.2%	48.4%	8.6%	74.3%



<b>OEI</b>	<b>50.0%</b>	<b>27.9%</b>	<b>15.7%</b>	<b>21.0%</b>	<b>14.6%</b>	<b>75.2%</b>
<b>Independent Charter</b>	<b>57.2%</b>	<b>19.6%</b>	<b>15.7%</b>	<b>16.4%</b>	<b>14.1%</b>	<b>75.5%</b>
Andrew J Brown Academy	49.9%	41.1%	0.2%	53.1%	10.6%	71.3%
Avondale Meadows Academy	85.8%	6.9%	0.3%	4.5%	10.8%	93.7%
Bethel Park Elementary   pilotED Schools	49.3%	24.0%	16.4%	12.0%	13.8%	68.0%
Charles A Tindley Accelerated Sch	79.3%	16.2%	0.6%	18.4%	8.1%	72.8%
IN Math & Science Academy	70.0%	27.1%	1.6%	42.2%	9.0%	72.0%
Indianapolis Metropolitan High Sch	52.6%	25.8%	14.9%	21.1%	26.8%	73.7%
Irvington Community Elementary School	26.9%	12.9%	48.0%	3.2%	10.2%	67.9%
Irvington Community Middle School	18.5%	17.6%	52.9%	4.6%	17.6%	63.4%
Irvington Preparatory Academy	16.3%	18.1%	53.7%	3.4%	17.5%	70.6%
Paramount Brookside	53.0%	22.5%	14.1%	14.6%	15.4%	70.8%
Paramount Cottage Home	64.3%	13.1%	12.1%	5.0%	13.1%	68.0%
Paramount Englewood	58.9%	21.5%	10.7%	13.3%	20.0%	64.1%
Rooted School Indianapolis SE Neighborhood Sch of Excellence	88.7%	6.0%	2.0%	8.0%	17.3%	74.0%
Tindley Genesis Academy	19.2%	31.0%	39.5%	22.3%	18.2%	88.1%
	84.5%	10.9%	0.3%	9.0%	10.3%	87.2%
Tindley Summit Academy	75.0%	20.8%	1.6%	34.0%	7.4%	74.7%
Victory College Prep	59.4%	22.1%	11.1%	16.4%	10.6%	84.1%
Vision Academy	78.5%	14.3%	2.8%	10.7%	16.1%	94.4%
<b>Innovation Charter</b>	<b>42.8%</b>	<b>36.2%</b>	<b>15.6%</b>	<b>25.6%</b>	<b>15.1%</b>	<b>74.8%</b>
Avondale Meadows Middle School	82.8%	8.3%	0.0%	5.7%	24.5%	95.3%



BELIEVE Circle City High School	50.6%	42.4%	4.5%	0.7%	20.1%	85.5%
Emma Donnan Elementary and Middle	33.3%	38.1%	22.2%	28.6%	17.1%	81.4%
Enlace Academy	15.7%	79.7%	2.6%	78.3%	13.0%	81.8%
Global Preparatory Academy	29.2%	59.2%	6.6%	51.8%	12.0%	82.1%
Herron High School	24.7%	20.6%	45.7%	6.1%	10.3%	43.8%
Herron Preparatory Academy	32.7%	11.0%	45.3%	5.4%	12.6%	36.4%
Herron-Riverside High School	49.2%	32.5%	12.6%	17.8%	15.5%	50.8%
KIPP Indy College Prep Middle	75.3%	20.2%	1.9%	17.5%	15.9%	98.9%
KIPP Indy Legacy High	67.3%	23.5%	5.7%	19.8%	16.9%	98.0%
KIPP Indy Unite Elementary	72.5%	21.9%	2.1%	18.0%	10.0%	98.5%
Liberty Grove Schools	69.2%	22.0%	1.3%	16.3%	12.3%	100.0%
Matchbook Learning	35.1%	58.3%	3.1%	48.7%	12.4%	96.3%
Monarca Academy	2.7%	93.6%	2.7%	70.3%	5.9%	47.9%
Purdue Polytechnic High Sch North	36.7%	18.8%	38.4%	8.7%	17.9%	49.8%
Purdue Polytechnic High School Ind	32.2%	27.8%	32.5%	12.8%	13.7%	64.2%
The Hope Academy, Inc.	32.3%	12.9%	48.4%	0.0%	35.5%	64.5%
The PATH School	29.6%	61.0%	5.8%	54.2%	7.1%	71.8%
<b>Traditional Public School</b>	<b>48.2%</b>	<b>30.1%</b>	<b>13.2%</b>	<b>22.3%</b>	<b>18.5%</b>	<b>68.2%</b>
<b>IPS In-LEA Innovation</b>	<b>48.2%</b>	<b>30.1%</b>	<b>13.2%</b>	<b>22.3%</b>	<b>18.5%</b>	<b>68.2%</b>
Cold Spring School	42.6%	22.6%	26.7%	12.8%	13.4%	51.0%
Edison School of the Arts 47	36.3%	40.2%	14.3%	29.8%	12.6%	62.6%
Sankofa School of Success at Arlington Woods School 99	60.7%	28.8%	3.6%	24.7%	13.0%	71.2%
Thomas Gregg Neighborhood School 15	41.7%	39.6%	9.7%	30.7%	19.0%	79.0%

Washington Irving Neighborhood School 14	59.6%	19.1%	11.7%	13.5%	34.3%	77.4%
<b>Trine</b>	<b>40.1%</b>	<b>34.5%</b>	<b>16.3%</b>	<b>23.3%</b>	<b>18.0%</b>	<b>83.5%</b>
<b>Independent Charter</b>	<b>27.9%</b>	<b>53.9%</b>	<b>11.9%</b>	<b>40.9%</b>	<b>14.5%</b>	<b>92.0%</b>
Invent Learning Hub	31.2%	38.5%	21.7%	26.7%	16.7%	94.1%
The Match	24.5%	69.4%	2.0%	55.1%	12.2%	89.8%
<b>Innovation Charter</b>	<b>52.4%</b>	<b>15.1%</b>	<b>20.7%</b>	<b>5.8%</b>	<b>21.4%</b>	<b>75.0%</b>
Paramount Online Academy	46.0%	14.1%	24.5%	3.1%	22.1%	71.2%
Phalen Virtual Leadership Academy	58.8%	16.2%	16.9%	8.5%	20.8%	78.8%

### Elementary and Middle School (K-8)

#### K-8 Academic Data by Charter Authorizer, Spring 2024 and 2025

Authorizer and School	2024 Chronic Absenteeism	2025 ILEARN % pass both	2025 ILEARN % pass ELA	2025 ILEARN % pass math	2024 IREAD % pass
<b>Indiana Charter School Board</b>	<b>34.7%</b>	<b>9.9%</b>	<b>17.2%</b>	<b>19.1%</b>	<b>68.8%</b>
ACE Preparatory Academy	23.3%	11.1%	22.2%	22.2%	90.5%
Allegiant Preparatory Academy	19.8%	16.9%	21.5%	24.6%	100.0%
Christel House Academy South	20.6%	9.1%	16.4%	17.6%	70.0%
Christel House Academy West	26.8%	8.1%	14.3%	17.3%	70.4%
Circle City Preparatory Elementary School	40.6%	12.1%	16.1%	28.9%	67.4%
Circle City Preparatory Middle School		11.2%	26.3%	13.3%	
GEO Next Generation Academy	37.5%	5.9%	12.9%	9.5%	
James & Rosemary Phalen Leadership Academy Middle School	8.2%	6.6%	15.3%	12.4%	
Louis B Russell Jr School 48	64.9%	9.6%	14.0%	20.2%	60.0%
Phalen at Francis Scott Key 103	48.1%	7.0%	10.1%	19.0%	53.5%

Phalen Leadership Academy - IN Inc	47.7%	7.7%	19.0%	13.1%	55.6%
PLA at George H Fisher School 93	44.5%	13.7%	18.4%	30.7%	51.9%
<b>OEI</b>	<b>31.4%</b>	<b>14.8%</b>	<b>23.1%</b>	<b>21.9%</b>	<b>63.6%</b>
Andrew J Brown Academy	24.4%	11.6%	19.5%	22.3%	48.5%
Avondale Meadows Academy	28.1%	9.1%	14.5%	12.7%	62.3%
Avondale Meadows Middle School	24.0%	6.6%	16.2%	10.6%	
Bethel Park Elementary   pilotED Schools	40.2%	5.7%	12.2%	18.7%	72.1%
Charles A Tindley Accelerated Sch	28.6%	0.0%	16.3%	0.0%	
Emma Donnan Elementary and Middle	43.4%	16.5%	20.7%	28.8%	71.9%
Enlace Academy	16.1%	12.4%	18.1%	22.1%	40.5%
Global Preparatory Academy	32.2%	11.8%	20.4%	18.1%	57.3%
Herron Preparatory Academy	12.0%	38.7%	48.6%	56.3%	94.3%
IN Math & Science Academy	15.1%	38.9%	45.4%	56.1%	92.1%
Irvington Community Elementary School	35.7%	12.9%	29.0%	18.3%	70.4%
Irvington Community Middle School	26.2%	12.2%	31.5%	15.4%	
KIPP Indy College Prep Middle	38.1%	7.5%	14.1%	10.7%	
KIPP Indy Unite Elementary	34.5%	8.0%	11.1%	18.5%	50.5%
Liberty Grove Schools	54.1%	4.5%	12.1%	8.3%	41.2%
Matchbook Learning	42.5%	4.6%	11.0%	5.8%	37.3%
Monarca Academy	13.2%	6.6%	14.6%	8.0%	
Paramount Brookside	33.5%	40.6%	49.1%	52.1%	93.0%
Paramount Cottage Home	36.6%	48.7%	56.4%	63.1%	75.3%
Paramount Englewood	37.4%	32.5%	41.2%	41.6%	
Rooted School Indianapolis	31.3%	10.6%	21.3%	10.4%	
SE Neighborhood Sch of Excellence	31.8%	13.2%	18.4%	19.2%	61.8%
The PATH School	39.8%	5.8%	12.6%	8.0%	51.9%
Tindley Genesis Academy	41.2%	7.3%	13.1%	13.1%	60.9%

Tindley Summit Academy	38.5%	6.7%	10.6%	11.5%	57.6%
Victory College Prep	22.2%	23.4%	31.6%	36.4%	76.4%
Vision Academy	28.4%	3.1%	13.0%	6.1%	56.5%
<b>Trine</b>	<b>37.2%</b>	<b>7.6%</b>	<b>15.2%</b>	<b>11.1%</b>	<b>65.9%</b>
Invent Learning Hub	41.4%	6.6%	9.0%	10.7%	61.9%
Paramount Online Academy	54.9%	11.5%	22.3%	15.2%	69.2%
Phalen Virtual Leadership Academy	15.2%	4.7%	14.2%	7.4%	66.7%

#### K-8 Academic Data by Governance and School, Spring 2024 and 2025

School Type and School	2024 Chronic Absenteeism	2025 ILEARN % pass both	2025 ILEARN % pass ELA	2025 ILEARN % pass math	2024 IREAD % pass
<b>Independent Charter</b>	<b>31.0%</b>	<b>14.5%</b>	<b>23.2%</b>	<b>22.0%</b>	<b>70.7%</b>
ACE Preparatory Academy	23.3%	11.1%	22.2%	22.2%	90.5%
Allegiant Preparatory Academy	19.8%	16.9%	21.5%	24.6%	100.0%
Andrew J Brown Academy	24.4%	11.6%	19.5%	22.3%	48.5%
Avondale Meadows Academy	28.1%	9.1%	14.5%	12.7%	62.3%
Bethel Park Elementary   pilotED Schools	40.2%	5.7%	12.2%	18.7%	72.1%
Charles A Tindley Accelerated Sch	28.6%	0.0%	16.3%	0.0%	
Christel House Academy West	26.8%	8.1%	14.3%	17.3%	70.4%
Circle City Preparatory Elementary School	40.6%	12.1%	16.1%	28.9%	67.4%
Circle City Preparatory Middle School		11.2%	26.3%	13.3%	
GEO Next Generation Academy	37.5%	5.9%	12.9%	9.5%	
IN Math & Science Academy	15.1%	38.9%	45.4%	56.1%	92.1%
Invent Learning Hub	41.4%	6.6%	9.0%	10.7%	61.9%
Irvington Community Elementary School	35.7%	12.9%	29.0%	18.3%	70.4%
Irvington Community Middle School	26.2%	12.2%	31.5%	15.4%	



James & Rosemary Phalen Leadership Academy Middle School	8.2%	6.6%	15.3%	12.4%	
Paramount Brookside	33.5%	40.6%	49.1%	52.1%	93.0%
Paramount Cottage Home	36.6%	48.7%	56.4%	63.1%	75.3%
Paramount Englewood	37.4%	32.5%	41.2%	41.6%	
Phalen Leadership Academy - IN Inc	47.7%	7.7%	19.0%	13.1%	55.6%
Rooted School Indianapolis	31.3%	10.6%	21.3%	10.4%	
SE Neighborhood Sch of Excellence	31.8%	13.2%	18.4%	19.2%	61.8%
Tindley Genesis Academy	41.2%	7.3%	13.1%	13.1%	60.9%
Tindley Summit Academy	38.5%	6.7%	10.6%	11.5%	57.6%
Victory College Prep	22.2%	23.4%	31.6%	36.4%	76.4%
Vision Academy	28.4%	3.1%	13.0%	6.1%	56.5%
<b>Innovation Charter</b>	<b>35.2%</b>	<b>10.5%</b>	<b>17.4%</b>	<b>18.0%</b>	<b>58.3%</b>
Avondale Meadows Middle School	24.0%	6.6%	16.2%	10.6%	
Christel House Academy South	20.6%	9.1%	16.4%	17.6%	70.0%
Emma Donnan Elementary and Middle	43.4%	16.5%	20.7%	28.8%	71.9%
Enlace Academy	16.1%	12.4%	18.1%	22.1%	40.5%
Global Preparatory Academy	32.2%	11.8%	20.4%	18.1%	57.3%
Herron Preparatory Academy	12.0%	38.7%	48.6%	56.3%	94.3%
KIPP Indy College Prep Middle	38.1%	7.5%	14.1%	10.7%	
KIPP Indy Unite Elementary	34.5%	8.0%	11.1%	18.5%	50.5%
Liberty Grove Schools	54.1%	4.5%	12.1%	8.3%	41.2%
Louis B Russell Jr School 48	64.9%	9.6%	14.0%	20.2%	60.0%
Matchbook Learning	42.5%	4.6%	11.0%	5.8%	37.3%
Monarca Academy	13.2%	6.6%	14.6%	8.0%	
Phalen at Francis Scott Key 103	48.1%	7.0%	10.1%	19.0%	53.5%
PLA at George H Fisher School 93	44.5%	13.7%	18.4%	30.7%	51.9%
The PATH School	39.8%	5.8%	12.6%	8.0%	51.9%

Paramount Online Academy	54.9%	11.5%	22.3%	15.2%	69.2%
Phalen Virtual Leadership Academy	15.2%	4.7%	14.2%	7.4%	66.7%
<b>IPS In-LEA Innovation</b>	<b>27.1%</b>	<b>9.5%</b>	<b>17.8%</b>	<b>16.1%</b>	<b>56.5%</b>
Cold Spring School	24.2%	25.5%	35.2%	35.2%	67.4%
Edison School of the Arts 47	35.3%	10.2%	20.3%	14.6%	63.6%
Sankofa School of Success at Arlington Woods School 99	40.9%	2.6%	12.3%	7.5%	38.0%
Thomas Gregg Neighborhood School 15	33.9%	4.2%	10.4%	10.4%	44.6%
Washington Irving Neighborhood School 14	1.1%	4.9%	10.6%	12.6%	69.0%
<b>IPS Direct Managed</b>	<b>26.8%</b>	<b>16.1%</b>	<b>21.9%</b>	<b>23.9%</b>	<b>61.9%</b>
Anna Brochhausen School 88, a STEM School	44.2%	5.3%	9.9%	13.3%	40.4%
Arlington Middle School, a STEM School	57.5%	1.7%	4.0%	2.5%	
Benjamin Harrison School 2 Center for Inquiry, an IB World School	10.2%	42.7%	52.4%	52.4%	77.8%
Broad Ripple Middle School, an IB World School		12.7%	19.3%	16.7%	
Brookside School 54, an Exploratory School	31.0%	12.4%	16.8%	20.1%	65.6%
Carl Wilde School 79 Center For Inquiry, an Inquiry School	13.9%	9.1%	13.6%	18.9%	54.9%
Charity Dye School 27 Center for Inquiry, an IB World School	14.9%	20.5%	25.9%	29.5%	80.0%
Charles Warren Fairbanks School 105, an Exploratory School	26.0%	3.9%	6.7%	12.7%	24.6%
Christian Park School 82, an Exploratory School	36.3%	6.1%	8.3%	17.4%	51.1%
Clarence Farrington School 61, an Exploratory School	37.4%	2.4%	6.1%	10.9%	23.9%
Crispus Attucks High School	56.2%	n/a	n/a	n/a	
Daniel Webster School 46, an Exploratory School	26.1%	6.7%	15.1%	14.0%	43.5%
Eleanor Skillen School 34, a Montessori School	22.5%	10.1%	13.8%	16.5%	56.1%



Eliza Baker School 55, a Butler Lab Reggio Emilia School	20.4%	29.3%	38.7%	38.7%	77.8%
Ernie Pyle School 90, a Paideia School	49.2%	10.2%	15.6%	23.4%	59.1%
Fredrick Douglas School 19, an Exploratory School	37.2%	6.4%	9.2%	12.8%	58.7%
George W. Julian School 57 Center for Inquiry, an Inquiry School	18.9%	44.6%	50.8%	49.2%	85.0%
George Washington Carver School 87, a Montessori School	10.9%	19.5%	27.2%	30.1%	84.6%
George Washington High School	60.4%	n/a	n/a	n/a	
H. L. Harshman Middle School, a High Ability and Dual Language School	28.8%	43.5%	57.3%	48.7%	
H.W. Longfellow Middle School, an IB World School	37.8%	6.7%	14.3%	11.2%	
James A. Garfield School 31, a STEM School	36.9%	24.3%	34.3%	31.4%	75.0%
James Russell Lowell School 51, a Montessori School	37.0%	3.0%	6.1%	4.8%	30.9%
James Whitcomb Riley School 43, a Visual and Performing Arts School	47.6%	2.1%	5.3%	4.2%	34.1%
Jonathan Jennings School 109, an Exploratory School	21.3%	6.2%	13.1%	16.9%	66.7%
Joseph J. Bingham School 84 Center for Inquiry, an IB World School	1.8%	59.6%	63.5%	75.0%	90.2%
Lew Wallace School 107, an Exploratory School	21.0%	7.7%	10.4%	24.7%	50.0%
Mary Nicholson School 70 Center for Inquiry, an IB World School	9.5%	52.2%	57.9%	63.5%	87.0%
Meredith Nicholson School 96, an Exploratory School	20.7%	15.9%	20.6%	24.1%	53.6%
Merle Sidener Academy 59, a High Ability School	8.5%	53.5%	64.6%	69.4%	96.8%
Northwest Middle School, an IB World School	54.0%	2.0%	8.4%	4.0%	

Ralph Waldo Emerson School 58, an Exploratory School	29.6%	12.4%	13.3%	23.6%	41.9%
Robert Lee Frost School 106, a STEM School	32.5%	2.6%	3.2%	6.5%	62.5%
Rousseau McClellan School 91, a Montessori School	23.3%	25.7%	41.3%	33.0%	86.9%
Theodore Potter School 74, a Dual Language School	12.0%	15.0%	21.0%	28.0%	55.9%
Thomas Carr Howe Middle School, an IB World School		3.6%	9.9%	7.3%	
William Bell School 60, a Butler Lab Reggio Emilia School	17.3%	17.6%	21.2%	23.8%	71.0%
William McKinley School 39, an Exploratory School	17.6%	24.3%	26.6%	39.9%	70.9%
William Penn Middle School, a STEM School	41.4%	4.4%	12.6%	7.3%	63.0%
Impact Academy 1	0.0%	n/a	n/a	n/a	n/a
Impact Academy 2	0.0%	2.7%	2.7%	5.3%	n/a
Impact Academy 3	0.0%	0.0%	12.5%	0.0%	n/a

### High School (9-12)

#### 9-12 Academic Data by Charter Authorizer, Spring 2025

Authorizer and School	2024 Grad Rate %		2025 SAT % pass
<b>Indiana Charter School Board</b>		75.6%	4.3%
Christel House Watanabe Manual High School		95.5%	11.5%
GEO Next Generation Academy		47.7%	0.0%
James and Rosemary Phalen Leadership Academy High School		83.6%	1.4%
<b>OEI</b>		<b>83.3%</b>	<b>14.8%</b>
BELIEVE Circle City High School		83.3%	10.9%

Charles A Tindley Accelerated Sch		81.0%	8.6%
Herron High School		94.1%	41.6%
Herron-Riverside High School		82.4%	15.4%
IN Math & Science Academy		n/a	n/a
Indianapolis Metropolitan High Sch*		44.6%	0.0%
Irvington Preparatory Academy		75.3%	18.8%
KIPP Indy Legacy High		78.0%	2.2%
Purdue Polytechnic High Sch North		96.7%	31.1%
Purdue Polytechnic High School Ind		95.1%	19.5%
Rooted School Indianapolis		88.6%	5.0%
The Hope Academy, Inc.*		n/a	14.3%
Victory College Prep		97.7%	9.7%
<b>Trine</b>		<b>48.3%</b>	<b>0.0%</b>
The Match			n/a
Paramount Online Academy			
Phalen Virtual Leadership Academy		48.3%	0.0%

#### 9-12 Academic Data by Governance and School, Spring 2025

Governance and School	2024 Grad Rate %	2025 SAT % pass
<b>Independent Charter</b>	<b>74.1%</b>	<b>6.2%</b>
Charles A Tindley Accelerated Sch	81.0%	8.6%
GEO Next Generation Academy	47.7%	0.0%
IN Math & Science Academy	n/a	n/a
Indianapolis Metropolitan High Sch*	44.6%	0.0%
Irvington Preparatory Academy	75.3%	18.8%
James and Rosemary Phalen Leadership Academy High School	83.6%	1.4%
Rooted School Indianapolis	88.6%	5.0%

The Match			n/a
Victory College Prep		97.7%	9.7%
<b>Innovation Charter</b>		<b>84.2%</b>	<b>16.3%</b>
BELIEVE Circle City High School		83.3%	10.9%
Christel House Watanabe Manual High School		95.5%	11.5%
Herron High School		94.1%	41.6%
Herron-Riverside High School		82.4%	15.4%
KIPP Indy Legacy High		78.0%	2.2%
Purdue Polytechnic High Sch North		96.7%	31.1%
Purdue Polytechnic High School Ind		95.1%	19.5%
The Hope Academy, Inc.*		n/a	14.3%
Paramount Online Academy			
Phalen Virtual Leadership Academy		48.3%	0.0%
<b>IPS Direct Managed</b>		<b>72.7%</b>	<b>2.2%</b>
Arsenal Technical High School		80.2%	2.6%
Crispus Attucks High School		95.6%	2.6%
George Washington High School		87.3%	0.8%
Shortridge High School		90.2%	9.2%
Impact Academy 1		10.0%	0.0%
Impact Academy 2		n/a	0.0%
Impact Academy 3		n/a	0.0%



### ILEARN 2024-25, Students passing Both ELA and Math by Subgroup

#### ILEARN Data by Charter Authorizer and School Type

Authorizer and School Type	Black	Hispanic	White	Paid	FRL	Non-ELL	Gen Ed	ELL	SPED
<b>Indiana Charter School Board</b>	9.2%	8.2%	13.5%	12.9%	9.6%	12.3%	11.3%	4.1%	2.4%
<b>Independent Charter</b>	9.8%	6.2%	12.5%	14.0%	9.7%	12.2%	11.5%	4.4%	1.1%
ACE Preparatory Academy	12.5%	n/a	n/a	18.8%	8.9%	11.9%	14.0%	n/a	4.5%
Allegiant Preparatory Academy	16.1%	n/a	n/a	10.0%	18.2%	17.7%	19.6%	n/a	n/a
Christel House Academy West	9.4%	6.5%	25.0%	5.7%	9.4%	14.8%	9.3%	1.2%	1.9%
Circle City Preparatory Elementary School	13.4%	6.5%	0.0%	40.0%	10.1%	14.1%	14.5%	8.8%	0.0%
Circle City Preparatory Middle School	9.7%	3.7%	n/a	16.7%	10.5%	15.5%	12.2%	0.0%	n/a
GEO Next Generation Academy	5.6%	5.4%	n/a	7.3%	5.5%	7.4%	6.8%	2.1%	0.0%
James & Rosemary Phalen Leadership Academy Middle School	5.2%	6.8%	n/a	5.4%	7.1%	8.4%	7.3%	4.2%	0.0%
Phalen Leadership Academy - IN Inc	6.9%	8.3%	n/a	8.1%	7.6%	7.6%	8.6%	10.0%	0.0%
<b>Innovation Charter</b>	7.8%	11.1%	15.6%	10.8%	9.5%	12.6%	11.0%	3.7%	4.4%
Christel House Academy South	7.8%	7.3%	15.6%	6.9%	9.5%	13.0%	10.4%	1.6%	3.1%
Louis B Russell Jr School 48	8.4%	10.5%	n/a	17.2%	7.1%	11.2%	10.9%	0.0%	4.5%
Phalen at Francis Scott Key 103	4.0%	10.0%	n/a	6.7%	7.1%	9.3%	7.0%	5.1%	6.9%
PLA at George H Fisher School 93	11.0%	16.7%	n/a	12.3%	14.2%	16.9%	15.6%	7.9%	3.0%
<b>OEI</b>	11.7%	13.6%	29.7%	18.7%	13.0%	18.2%	16.7%	5.5%	4.7%
<b>Independent Charter</b>	13.3%	18.3%	30.4%	22.1%	15.4%	19.4%	19.6%	7.1%	5.8%
Andrew J Brown Academy	5.0%	18.4%	n/a	9.5%	12.4%	16.1%	13.1%	6.3%	0.0%
Avondale Meadows Academy	8.2%	n/a	0.0%	n/a	7.8%	9.2%	10.8%	n/a	0.0%
Bethel Park Elementary   pilotED Schools	6.7%	3.4%	5.9%	9.1%	4.4%	6.5%	6.7%	0.0%	0.0%
Charles A Tindley Accelerated Sch	0.0%	0.0%	0.0%	0.0%	0.0%	0.0%	0.0%	0.0%	n/a

IN Math & Science Academy	43.5%	27.1%	n/a	30.4%	42.3%	51.6%	41.8%	18.8%	9.4%
Irvington Community Elementary School	1.9%	4.0%	23.1%	25.5%	7.6%	13.5%	13.5%	n/a	10.0%
Irvington Community Middle School	0.0%	17.5%	16.1%	22.8%	6.3%	12.9%	13.8%	0.0%	5.0%
Paramount Brookside	33.6%	36.4%	67.1%	49.7%	36.4%	44.6%	47.4%	15.5%	9.7%
Paramount Cottage Home	41.5%	56.0%	70.0%	63.0%	40.2%	50.3%	53.6%	n/a	20.7%
Paramount Englewood	24.5%	33.3%	69.0%	39.8%	28.0%	35.1%	39.0%	17.1%	10.7%
Rooted School Indianapolis	7.7%	n/a	n/a	n/a	7.5%	12.5%	12.8%	n/a	n/a
SE Neighborhood Sch of Excellence	4.5%	11.6%	17.8%	25.9%	11.0%	15.4%	15.7%	4.9%	2.7%
Tindley Genesis Academy	7.5%	5.6%	n/a	7.1%	7.4%	8.0%	7.7%	0.0%	4.3%
Tindley Summit Academy	6.3%	10.0%	n/a	4.2%	7.5%	6.3%	7.8%	8.0%	0.0%
Victory College Prep	20.5%	23.5%	35.4%	21.8%	23.7%	24.9%	25.9%	15.0%	8.2%
Vision Academy	2.0%	9.4%	n/a	0.0%	3.5%	3.3%	4.0%	0.0%	0.0%
<b>Innovation Charter</b>	<b>9.0%</b>	<b>7.5%</b>	<b>28.6%</b>	<b>14.0%</b>	<b>9.5%</b>	<b>16.4%</b>	<b>12.5%</b>	<b>3.7%</b>	<b>3.4%</b>
Avondale Meadows Middle School	6.6%	7.1%	n/a	5.9%	6.7%	6.4%	8.6%	10.0%	0.0%
Emma Dornan Elementary and Middle	13.0%	10.7%	31.4%	15.9%	16.7%	20.4%	19.2%	6.0%	5.1%
Enlace Academy	8.0%	12.8%	10.0%	13.6%	12.2%	32.6%	13.4%	7.4%	6.6%
Global Preparatory Academy	11.8%	7.7%	45.8%	28.6%	9.3%	19.1%	13.5%	6.2%	1.6%
Herron Preparatory Academy	23.3%	11.5%	57.4%	46.8%	19.7%	40.6%	41.6%	0.0%	21.9%
KIPP Indy College Prep Middle	6.5%	8.9%	n/a	10.0%	7.4%	8.9%	8.9%	1.5%	0.0%
KIPP Indy Unite Elementary	6.6%	7.9%	n/a	3.4%	8.4%	8.2%	8.7%	6.7%	2.3%
Liberty Grove Schools	5.4%	0.0%	n/a	n/a	4.8%	5.5%	5.2%	0.0%	0.0%
Matchbook Learning	3.0%	3.7%	26.7%	8.8%	4.0%	7.1%	5.2%	1.8%	0.0%
Monarca Academy	n/a	7.1%	n/a	5.2%	8.2%	22.2%	7.1%	0.0%	0.0%
The PATH School	6.0%	5.6%	0.0%	2.1%	6.8%	10.0%	6.4%	1.4%	0.0%
<b>Trine</b>	<b>4.6%</b>	<b>7.7%</b>	<b>14.4%</b>	<b>8.8%</b>	<b>6.5%</b>	<b>8.2%</b>	<b>9.0%</b>	<b>5.8%</b>	<b>1.3%</b>
<b>Independent Charter</b>	<b>2.5%</b>	<b>6.5%</b>	<b>15.4%</b>	<b>0.0%</b>	<b>7.4%</b>	<b>8.4%</b>	<b>8.2%</b>	<b>0.0%</b>	<b>0.0%</b>



Invent Learning Hub	2.5%	6.5%	15.4%	0.0%	7.4%	8.4%	8.2%	0.0%	0.0%
<b>Innovation Charter</b>	<b>5.6%</b>	<b>8.3%</b>	<b>13.9%</b>	<b>13.2%</b>	<b>6.0%</b>	<b>8.1%</b>	<b>9.3%</b>	<b>8.7%</b>	<b>1.9%</b>
Paramount Online Academy	8.0%	8.0%	19.5%	18.8%	8.3%	11.8%	13.1%	8.3%	3.8%
Phalen Virtual Leadership Academy	3.3%	8.7%	8.3%	7.7%	3.7%	4.4%	5.6%	9.1%	0.0%
<b>Grand Total</b>	<b>10.4%</b>	<b>11.7%</b>	<b>25.4%</b>	<b>16.2%</b>	<b>11.5%</b>	<b>15.8%</b>	<b>14.6%</b>	<b>5.1%</b>	<b>3.8%</b>

#### ILEARN Data for the IPS LEA

School Type and School	Black	Hispanic	White	Paid	FRL	Non-ELL	Gen Ed	ELL	SPED
<b>Traditional Public School</b>	<b>8.1%</b>	<b>10.2%</b>	<b>31.5%</b>	<b>19.4%</b>	<b>10.0%</b>	<b>18.3%</b>	<b>17.7%</b>	<b>3.9%</b>	<b>4.5%</b>
<b>IPS In-LEA Innovation</b>	<b>5.7%</b>	<b>8.3%</b>	<b>25.1%</b>	<b>11.9%</b>	<b>7.1%</b>	<b>10.6%</b>	<b>10.7%</b>	<b>3.5%</b>	<b>2.2%</b>
Cold Spring School	11.2%	23.6%	47.3%	37.5%	14.3%	28.2%	28.8%	7.1%	6.3%
Edison School of the Arts 47	5.2%	8.8%	21.0%	13.2%	8.5%	12.2%	11.5%	4.0%	0.0%
Sankofa School of Success at Arlington Woods School 99	2.0%	4.2%	n/a	0.0%	3.7%	2.6%	3.0%	2.4%	0.0%
Thomas Gregg Neighborhood School 15	3.4%	4.8%	7.1%	8.6%	3.0%	4.4%	5.4%	3.9%	0.0%
Washington Irving Neighborhood School 14	6.8%	0.0%	n/a	0.0%	6.0%	5.4%	4.9%	0.0%	4.5%
<b>IPS Direct Managed</b>	<b>8.5%</b>	<b>10.4%</b>	<b>32.1%</b>	<b>20.3%</b>	<b>10.4%</b>	<b>19.2%</b>	<b>18.6%</b>	<b>4.0%</b>	<b>4.8%</b>
Anna Brochhausen School 88, a STEM School	2.4%	4.9%	n/a	12.8%	2.7%	6.9%	6.5%	0.0%	0.0%
Arlington Middle School, a STEM School	1.5%	1.7%	7.7%	3.3%	0.9%	2.4%	2.1%	0.0%	0.0%
Benjamin Harrison School 2 Center for Inquiry, an IB World School	10.0%	n/a	52.7%	48.6%	23.5%	44.3%	48.4%	25.0%	5.3%
Broad Ripple Middle School, an IB World School	2.1%	10.3%	35.3%	21.5%	5.9%	14.3%	16.2%	0.0%	1.5%
Brookside School 54, an Exploratory School	12.4%	9.7%	14.3%	11.1%	12.8%	14.5%	15.1%	7.1%	2.4%

Carl Wilde School 79 Center For Inquiry, an Inquiry School	0.0%	11.6%	16.7%	11.6%	7.4%	13.8%	9.5%	7.6%	4.3%
Charity Dye School 27 Center for Inquiry, an IB World School	0.0%	8.0%	54.8%	33.8%	2.1%	26.4%	23.6%	0.0%	8.7%
Charles Warren Fairbanks School									
105, an Exploratory School	5.1%	3.2%	n/a	4.2%	3.7%	6.2%	4.5%	2.0%	0.0%
Christian Park School 82, an Exploratory School	0.0%	8.3%	8.7%	10.3%	4.3%	7.8%	7.7%	0.0%	0.0%
Clarence Farrington School 61, an Exploratory School	0.0%	3.8%	n/a	3.1%	2.0%	5.0%	2.9%	1.0%	0.0%
Daniel Webster School 46, an Exploratory School	9.1%	6.9%	5.5%	4.1%	7.7%	9.0%	8.6%	2.9%	0.0%
Eleanor Skillen School 34, a Montessori School	10.7%	4.0%	12.2%	18.2%	6.6%	11.6%	11.8%	4.3%	4.2%
Eliza Baker School 55, a Butler Lab									
Reggio Emilia School	7.1%	6.7%	50.0%	42.3%	0.0%	32.1%	33.3%	0.0%	4.8%
Ernie Pyle School 90, a Paideia School	14.0%	9.2%	n/a	14.3%	8.1%	15.2%	12.0%	4.8%	0.0%
Fredrick Douglas School 19, an Exploratory School	3.8%	4.0%	11.1%	2.6%	7.8%	8.7%	7.5%	0.0%	0.0%
George W. Julian School 57 Center for Inquiry, an Inquiry School	18.8%	8.3%	67.6%	58.6%	33.3%	48.2%	49.1%	n/a	25.0%
George Washington Carver School 87, a Montessori School	7.7%	2.6%	65.0%	32.1%	8.3%	25.0%	22.2%	6.1%	0.0%
H. L. Harshman Middle School, a High Ability and Dual Language School	42.1%	17.6%	74.7%	56.3%	28.4%	56.1%	45.5%	5.6%	21.4%
H.W. Longfellow Middle School, an IB World School	3.3%	7.5%	18.8%	9.3%	5.8%	8.0%	8.0%	1.9%	1.9%
Impact Academy 1	n/a	0.0%	0.0%	0.0%	n/a	n/a	n/a	n/a	n/a
Impact Academy 2	n/a	n/a	4.2%	5.3%	0.0%	2.7%	n/a	0.0%	3.4%
Impact Academy 3	n/a	n/a	0.0%	0.0%	n/a	0.0%	0.0%	0.0%	n/a
James A. Garfield School 31, a STEM School	7.1%	21.1%	35.5%	25.0%	23.9%	25.4%	32.7%	18.2%	4.8%
James Russell Lowell School 51, a Montessori School	1.1%	3.4%	18.2%	5.9%	1.8%	2.6%	3.8%	3.9%	0.0%

James Whitcomb Riley School 43, a Visual and Performing Arts School	2.7%	0.0%	n/a	3.7%	1.5%	2.4%	2.5%	0.0%	0.0%
Jonathan Jennings School 109, an Exploratory School	12.9%	3.4%	n/a	6.4%	6.0%	8.0%	6.4%	5.0%	5.0%
Joseph J. Bingham School 84 Center for Inquiry, an IB World School	8.3%	66.7%	65.2%	61.3%	47.4%	59.7%	64.2%	n/a	31.8%
Lew Wallace School 107, an Exploratory School	9.6%	6.7%	n/a	6.6%	8.3%	10.0%	8.6%	6.6%	0.0%
Mary Nicholson School 70 Center for Inquiry, an IB World School	9.1%	38.1%	67.7%	62.8%	18.4%	57.2%	57.7%	0.0%	5.9%
Meredith Nicholson School 96, an Exploratory School	28.6%	14.3%	n/a	18.0%	14.7%	31.1%	18.1%	10.4%	0.0%
Merle Sidener Academy 59, a High Ability School	28.3%	43.3%	80.4%	70.4%	31.7%	57.3%	51.8%	15.4%	n/a
Northwest Middle School, an IB World School	3.3%	0.4%	5.3%	3.4%	1.1%	3.6%	2.1%	0.3%	1.2%
Ralph Waldo Emerson School 58, an Exploratory School	11.6%	6.5%	36.4%	11.1%	12.9%	14.3%	13.9%	7.7%	5.9%
Robert Lee Frost School 106, a STEM School	2.1%	2.5%	n/a	2.4%	2.7%	2.6%	3.4%	2.4%	0.0%
Rousseau McClellan School 91, a Montessori School	6.7%	14.8%	40.7%	32.5%	13.8%	28.6%	28.3%	0.0%	14.7%
Theodore Potter School 74, a Dual Language School	n/a	4.7%	44.4%	27.9%	5.3%	30.0%	19.2%	0.0%	3.7%
Thomas Carr Howe Middle School, an IB World School	0.7%	0.9%	7.4%	6.5%	2.4%	4.4%	4.8%	0.0%	0.0%
William Bell School 60, a Butler Lab Reggio Emilia School	2.9%	11.1%	50.0%	31.8%	6.5%	19.7%	19.6%	0.0%	12.0%
William McKinley School 39, an Exploratory School	17.1%	16.9%	37.5%	29.1%	22.0%	28.8%	30.2%	9.8%	6.8%
William Penn Middle School, a STEM School	2.6%	2.0%	6.2%	6.0%	3.4%	6.5%	5.0%	0.0%	1.7%
<b>Grand Total</b>	<b>8.1%</b>	<b>10.2%</b>	<b>31.5%</b>	<b>19.4%</b>	<b>10.0%</b>	<b>18.3%</b>	<b>17.7%</b>	<b>3.9%</b>	<b>4.5%</b>



# IREAD 2024-25, Students passing by Subgroup

## IREAD Data by Charter Authorizer and School Type

Authorizer and School Type	Black	Hispanic	White	Paid	FRL	Non-ELL	ELL	Gen Ed	SPED
<b>Indiana Charter School Board</b>	70.7%	56.2%	12.5%	57.8%	70.4%	70.4%	44.3%	72.5%	50.0%
<b>Independent Charter</b>	78.5%	58.6%	0.0%	n/a	78.8%	78.4%	28.6%	80.7%	n/a
ACE Preparatory Academy	87.5%	n/a	n/a	n/a	88.2%	90.0%	n/a	100.0%	n/a
Allegiant Preparatory Academy	100.0%	n/a	0.0%	n/a	100.0%	100.0%	n/a	100.0%	n/a
Christel House Academy West	90.0%	58.6%	n/a	n/a	76.6%	84.6%	57.1%	72.9%	n/a
Circle City Preparatory Elementary School	64.9%	n/a	n/a	n/a	69.2%	61.8%	n/a	72.2%	n/a
GEO Next Generation Academy	n/a	n/a	n/a	n/a	n/a	n/a	n/a	n/a	n/a
Phalen Leadership Academy - IN Inc	50.0%	n/a	0.0%	n/a	60.0%	55.6%	0.0%	58.3%	n/a
<b>Innovation Charter</b>	57.8%	55.4%	25.0%	57.8%	59.8%	60.3%	54.8%	62.2%	50.0%
Christel House Academy South	n/a	73.3%	50.0%	n/a	76.7%	73.3%	65.0%	76.3%	50.0%
Louis B Russell Jr School 48	64.7%	n/a	0.0%	63.6%	58.6%	62.2%	n/a	58.8%	n/a
Phalen at Francis Scott Key 103	52.8%	51.7%	n/a	52.6%	53.7%	49.0%	59.5%	57.0%	n/a
PLA at George H Fisher School 93	55.9%	41.2%	n/a	57.1%	50.0%	56.8%	40.0%	56.8%	n/a
<b>OEI</b>	62.3%	57.3%	62.1%	58.2%	64.9%	65.5%	45.7%	66.4%	47.4%
<b>Independent Charter</b>	66.0%	73.1%	56.7%	69.5%	69.2%	69.9%	65.7%	72.8%	68.1%
Andrew J Brown Academy	46.2%	45.5%	n/a	40.0%	50.0%	55.0%	39.3%	52.4%	n/a
Avondale Meadows Academy	64.0%	n/a	0.0%	n/a	63.5%	63.5%	n/a	68.2%	n/a
Bethel Park Elementary   pilotED Schools	69.2%	n/a	n/a	n/a	70.6%	70.7%	n/a	79.5%	n/a
IN Math & Science Academy	94.1%	80.0%	n/a	82.4%	95.7%	97.4%	83.3%	94.8%	n/a
Irvington Community Elementary School	57.1%	n/a	83.9%	68.8%	71.1%	74.5%	n/a	78.7%	n/a
Paramount Brookside	86.0%	100.0%	100.0%	96.3%	91.8%	92.3%	n/a	94.0%	87.5%
Paramount Cottage Home	70.8%	70.0%	94.1%	88.0%	69.6%	76.6%	n/a	83.3%	40.0%

SE Neighborhood Sch of Excellence	47.1%	69.6%	62.5%	n/a	64.1%	61.8%	61.5%	58.2%	76.9%
Tindley Genesis Academy	65.5%	n/a	0.0%	41.7%	65.4%	63.8%	n/a	60.7%	n/a
Tindley Summit Academy	58.3%	n/a	n/a	n/a	57.7%	50.0%	n/a	70.4%	n/a
Victory College Prep	77.8%	73.7%	n/a	n/a	76.6%	75.9%	78.6%	75.7%	n/a
Vision Academy	56.4%	n/a	n/a	n/a	55.0%	56.8%	n/a	57.5%	n/a
<b>Innovation Charter</b>	<b>53.5%</b>	<b>38.3%</b>	<b>94.4%</b>	<b>48.4%</b>	<b>56.2%</b>	<b>58.1%</b>	<b>32.3%</b>	<b>55.5%</b>	<b>26.7%</b>
Enlace Academy	n/a	40.6%	n/a	33.3%	41.9%	50.0%	38.3%	45.2%	16.7%
Global Preparatory Academy	68.2%	50.0%	n/a	66.7%	54.2%	64.1%	52.6%	60.7%	33.3%
Herron Preparatory Academy	n/a	n/a	94.4%	95.5%	92.3%	94.3%	0.0%	93.5%	n/a
KIPP Indy Unite Elementary	52.9%	29.4%	n/a	58.3%	49.5%	52.7%	35.7%	52.6%	30.0%
Liberty Grove Schools	52.2%	n/a	n/a	40.0%	n/a	40.0%	n/a	43.3%	n/a
Matchbook Learning	44.0%	27.3%	n/a	7.7%	43.5%	45.0%	28.6%	40.3%	n/a
The PATH School	50.0%	44.2%	n/a	37.5%	55.7%	60.9%	38.7%	52.8%	n/a
<b>Trine</b>	<b>52.7%</b>	<b>n/a</b>	<b>n/a</b>	<b>n/a</b>	<b>64.7%</b>	<b>66.7%</b>	<b>0.0%</b>	<b>67.5%</b>	<b>n/a</b>
<b>Independent Charter</b>	<b>45.5%</b>	<b>n/a</b>	<b>n/a</b>	<b>n/a</b>	<b>64.7%</b>	<b>61.9%</b>	<b>0.0%</b>	<b>66.7%</b>	<b>n/a</b>
Invent Learning Hub	45.5%	n/a	n/a	n/a	64.7%	61.9%	0.0%	66.7%	n/a
<b>Innovation Charter</b>	<b>60.0%</b>	<b>n/a</b>	<b>n/a</b>	<b>n/a</b>	<b>n/a</b>	<b>69.0%</b>	<b>n/a</b>	<b>67.9%</b>	<b>n/a</b>
Paramount Online Academy	n/a	n/a	n/a	n/a	n/a	66.7%	n/a	66.7%	n/a
Phalen Virtual Leadership Academy	60.0%	n/a	n/a	n/a	n/a	71.4%	n/a	69.2%	n/a
<b>Grand Total</b>	<b>64.1%</b>	<b>57.0%</b>	<b>44.1%</b>	<b>58.1%</b>	<b>66.6%</b>	<b>67.0%</b>	<b>42.4%</b>	<b>68.3%</b>	<b>47.8%</b>

#### IREAD Data by IPS LEA

School Type and School	Black	Hispanic	White	Paid	FRL	Non-ELL	Gen Ed	ELL	SPED
Traditional Public School	55.6%	45.7%	71.9%	59.8%	56.8%	64.7%	36.6%	65.6%	31.9%
IPS In-LEA Innovation	48.9%	49.9%	93.3%	56.8%	54.9%	58.5%	42.6%	63.3%	28.1%
Cold Spring School	42.1%	n/a	93.3%	64.0%	71.4%	69.0%	n/a	76.9%	n/a

Edison School of the Arts 47	62.1%	58.6%	n/a	56.0%	67.3%	68.4%	50.0%	68.9%	43.8%
Sankofa School of Success at Arlington Woods School 99	36.4%	34.8%	n/a	37.5%	38.2%	41.2%	31.3%	43.9%	n/a
Thomas Gregg Neighborhood School 15	31.9%	56.4%	n/a	52.4%	42.5%	43.7%	46.7%	50.6%	12.5%
Washington Irving Neighborhood School 14	72.2%	n/a	n/a	73.9%	n/a	70.4%	n/a	76.0%	n/a
<b>IPS Direct Managed</b>	<b>57.3%</b>	<b>45.1%</b>	<b>70.7%</b>	<b>60.4%</b>	<b>57.1%</b>	<b>65.8%</b>	<b>35.5%</b>	<b>66.0%</b>	<b>32.6%</b>
Anna Brochhausen School 88, a STEM School	42.3%	30.8%	n/a	40.0%	40.7%	45.9%	20.0%	48.6%	10.0%
Benjamin Harrison School 2 Center for Inquiry, an IB World School	n/a	n/a	94.3%	82.1%	66.7%	83.0%	n/a	86.7%	n/a
Brookside School 54, an Exploratory School	73.5%	46.2%	n/a	57.1%	70.0%	72.5%	30.0%	72.9%	38.5%
Carl Wilde School 79 Center For Inquiry, an Inquiry School	75.0%	48.4%	n/a	40.7%	61.8%	64.0%	50.9%	54.2%	60.0%
Charity Dye School 27 Center for Inquiry, an IB World School	66.7%	n/a	100.0%	88.5%	68.4%	89.7%	n/a	81.6%	n/a
Charles Warren Fairbanks School 105, an Exploratory School	22.7%	27.3%	n/a	11.1%	30.2%	22.6%	26.7%	24.6%	n/a
Christian Park School 82, an Exploratory School	53.8%	25.0%	63.6%	29.4%	64.3%	60.6%	25.0%	60.0%	20.0%
Clarence Farrington School 61, an Exploratory School	36.8%	16.7%	n/a	21.2%	26.3%	38.2%	10.8%	26.2%	10.0%
Daniel Webster School 46, an Exploratory School	n/a	33.3%	69.2%	n/a	43.2%	51.5%	23.1%	53.1%	21.4%
Eleanor Skillen School 34, a Montessori School	54.5%	60.0%	50.0%	60.0%	52.4%	51.4%	n/a	69.0%	25.0%
Eliza Baker School 55, a Butler Lab Reggio Emilia School	50.0%	n/a	100.0%	86.2%	62.5%	87.5%	n/a	81.6%	n/a
Ernie Pyle School 90, a Paideia School	52.9%	63.6%	n/a	56.3%	60.7%	54.5%	63.6%	65.8%	n/a
Fredrick Douglas School 19, an Exploratory School	65.0%	44.0%	69.2%	63.6%	56.1%	62.0%	46.2%	64.3%	n/a



George W. Julian School 57 Center for Inquiry, an Inquiry School	n/a	n/a	100.0%	84.6%	n/a	88.2%	n/a	88.2%	n/a
George Washington Carver School 87, a Montessori School	91.7%	58.3%	100.0%	94.4%	76.2%	96.4%	54.5%	84.4%	n/a
Impact Academy 1	n/a	n/a	n/a	n/a	n/a	n/a	n/a	n/a	n/a
Impact Academy 2	n/a	n/a	n/a	n/a	n/a	n/a	n/a	n/a	n/a
Impact Academy 3	n/a	n/a	n/a	n/a	n/a	n/a	n/a	n/a	n/a
James A. Garfield School 31, a STEM School	n/a	n/a	69.2%	54.5%	88.2%	78.3%	n/a	84.2%	n/a
James Russell Lowell School 51, a Montessori School	36.7%	27.8%	n/a	31.8%	30.3%	33.3%	23.1%	31.9%	n/a
James Whitcomb Riley School 43, a Visual and Performing Arts School	41.4%	n/a	n/a	42.1%	27.3%	36.1%	n/a	37.1%	n/a
Jonathan Jennings School 109, an Exploratory School	84.6%	54.5%	n/a	58.3%	70.8%	81.3%	55.0%	66.7%	n/a
Joseph J. Bingham School 84 Center for Inquiry, an IB World School	n/a	n/a	92.3%	93.3%	n/a	90.2%	0.0%	97.7%	n/a
Lew Wallace School 107, an Exploratory School	64.7%	29.0%	0.0%	46.3%	55.2%	50.0%	50.0%	51.5%	n/a
Mary Nicholson School 70 Center for Inquiry, an IB World School	n/a	n/a	91.2%	90.5%	75.0%	90.4%	n/a	93.5%	n/a
Meredith Nicholson School 96, an Exploratory School	n/a	50.0%	0.0%	36.8%	60.0%	61.5%	51.8%	55.4%	n/a
Ralph Waldo Emerson School 58, an Exploratory School	40.9%	42.9%	n/a	50.0%	38.7%	46.7%	30.8%	46.9%	27.3%
Robert Lee Frost School 106, a STEM School	62.2%	n/a	0.0%	60.0%	64.5%	63.8%	n/a	70.2%	n/a
Rousseau McClellan School 91, a Montessori School	72.7%	75.0%	93.5%	90.0%	81.0%	90.9%	n/a	90.0%	72.7%
Theodore Potter School 74, a Dual Language School	n/a	47.1%	n/a	73.3%	42.1%	65.0%	42.9%	65.4%	n/a
William Bell School 60, a Butler Lab	57.1%	50.0%	95.8%	81.0%	55.6%	78.3%	n/a	76.3%	40.0%
William McKinley School 39, an Exploratory School	n/a	71.4%	84.6%	66.7%	72.1%	74.0%	n/a	85.0%	33.3%

<b>Grand Total</b>	<b>55.6%</b>	<b>45.7%</b>	<b>71.9%</b>	<b>59.8%</b>	<b>56.8%</b>	<b>64.7%</b>	<b>36.6%</b>	<b>65.6%</b>	<b>31.9%</b>
--------------------	--------------	--------------	--------------	--------------	--------------	--------------	--------------	--------------	--------------

### SAT 2024-25, Students passing by Subgroup

#### SAT by Charter Authorizer and School Type

Authorizer and School Type	Black	Hispanic	White	Paid	FRL	Non-ELL	ELL	Gen Ed	SPED
<b>Indiana Charter School Board</b>	<b>0.3%</b>	<b>5.1%</b>	<b>16.7%</b>	<b>3.9%</b>	<b>4.7%</b>	<b>4.7%</b>	<b>3.5%</b>	<b>4.7%</b>	<b>0.0%</b>
<b>Independent Charter</b>	<b>0.5%</b>	<b>0.0%</b>	<b>n/a</b>	<b>2.3%</b>	<b>0.5%</b>	<b>1.2%</b>	<b>0.0%</b>	<b>0.8%</b>	<b>0.0%</b>
GEO Next Generation Academy	0.0%	0.0%	n/a	n/a	0.0%	0.0%	0.0%	0.0%	n/a
James and Rosemary Phalen									
Leadership Academy High School	1.0%	0.0%	n/a	2.3%	1.0%	2.4%	0.0%	1.5%	0.0%
Phalen Leadership Academy - IN Inc	n/a	n/a	n/a	n/a	n/a	n/a	n/a	n/a	n/a
<b>Innovation Charter</b>	<b>0.0%</b>	<b>15.4%</b>	<b>16.7%</b>	<b>5.6%</b>	<b>13.0%</b>	<b>11.8%</b>	<b>10.5%</b>	<b>12.7%</b>	<b>n/a</b>
Christel House Watanabe Manual High School	0.0%	15.4%	16.7%	5.6%	13.0%	11.8%	10.5%	12.7%	n/a
<b>OEI</b>	<b>6.7%</b>	<b>15.1%</b>	<b>27.1%</b>	<b>20.1%</b>	<b>11.6%</b>	<b>16.2%</b>	<b>2.5%</b>	<b>16.2%</b>	<b>4.6%</b>
<b>Independent Charter</b>	<b>6.2%</b>	<b>8.6%</b>	<b>9.3%</b>	<b>12.6%</b>	<b>7.6%</b>	<b>9.1%</b>	<b>0.0%</b>	<b>9.6%</b>	<b>0.0%</b>
Charles A Tindley Accelerated Sch	10.3%	n/a	0.0%	18.2%	4.2%	9.1%	n/a	9.1%	n/a
Indianapolis Metropolitan High Sch	0.0%	0.0%	n/a	0.0%	0.0%	0.0%	0.0%	0.0%	0.0%
Irvington Preparatory Academy	7.1%	9.1%	27.3%	25.0%	16.3%	19.4%	n/a	22.8%	0.0%
Rooted School Indianapolis	6.3%	n/a	0.0%	n/a	7.1%	5.6%	n/a	5.9%	n/a
Victory College Prep	7.4%	16.7%	10.0%	7.1%	10.4%	11.3%	n/a	10.2%	n/a
<b>Innovation Charter</b>	<b>7.1%</b>	<b>18.4%</b>	<b>44.8%</b>	<b>25.1%</b>	<b>15.6%</b>	<b>22.1%</b>	<b>3.0%</b>	<b>21.6%</b>	<b>6.4%</b>
BELIEVE Circle City High School	3.0%	20.0%	n/a	11.5%	n/a	11.1%	n/a	13.5%	0.0%
Herron High School	22.4%	22.6%	54.3%	52.8%	26.2%	45.3%	4.5%	43.4%	21.1%
Herron-Riverside High School	5.9%	18.9%	45.5%	13.0%	17.2%	16.5%	10.5%	17.2%	5.9%
KIPP Indy Legacy High	3.1%	0.0%	n/a	0.0%	2.5%	2.5%	0.0%	2.7%	0.0%
Purdue Polytechnic High Sch North	0.0%	40.0%	48.0%	41.9%	20.0%	34.5%	n/a	31.5%	n/a

Purdue Polytechnic High School Ind	7.8%	8.6%	31.4%	31.6%	12.0%	22.5%	0.0%	21.5%	5.3%
The Hope Academy, Inc.	n/a	n/a	n/a	n/a	n/a	n/a	0.0%	n/a	n/a
<b>Trine</b>	<b>0.0%</b>	<b>n/a</b>	<b>n/a</b>	<b>0.0%</b>	<b>0.0%</b>	<b>0.0%</b>	<b>n/a</b>	<b>0.0%</b>	<b>n/a</b>
<b>Independent Charter</b>	<b>n/a</b>	<b>n/a</b>	<b>n/a</b>	<b>n/a</b>	<b>n/a</b>	<b>n/a</b>	<b>n/a</b>	<b>n/a</b>	<b>n/a</b>
The Match	n/a	n/a	n/a	n/a	n/a	n/a	n/a	n/a	n/a
<b>Innovation Charter</b>	<b>0.0%</b>	<b>n/a</b>	<b>n/a</b>	<b>0.0%</b>	<b>0.0%</b>	<b>0.0%</b>	<b>n/a</b>	<b>0.0%</b>	<b>n/a</b>
Phalen Virtual Leadership Academy	0.0%	n/a	n/a	0.0%	0.0%	0.0%	n/a	0.0%	n/a
<b>Grand Total</b>	<b>5.0%</b>	<b>12.6%</b>	<b>25.9%</b>	<b>16.1%</b>	<b>9.3%</b>	<b>12.8%</b>	<b>2.8%</b>	<b>12.8%</b>	<b>4.0%</b>

#### SAT Data for IPS LEA

School Type and School	Black	Hispanic	White	Paid	FRL	Non-ELL	ELL	Gen Ed	SPED
<b>Traditional Public School</b>	<b>1.9%</b>	<b>3.4%</b>	<b>13.8%</b>	<b>4.8%</b>	<b>3.4%</b>	<b>5.1%</b>	<b>1.0%</b>	<b>4.0%</b>	<b>2.1%</b>
<b>IPS Direct Managed</b>	<b>1.9%</b>	<b>3.4%</b>	<b>13.8%</b>	<b>4.8%</b>	<b>3.4%</b>	<b>5.1%</b>	<b>1.0%</b>	<b>4.0%</b>	<b>2.1%</b>
Arsenal Technical High School	3.1%	1.8%	5.0%	2.1%	2.9%	3.9%	1.0%	2.6%	2.2%
Crispus Attucks High School	2.6%	2.2%	n/a	1.9%	3.1%	3.0%	1.5%	2.9%	0.0%
George Washington High School	0.0%	0.0%	6.3%	0.0%	1.2%	1.3%	0.0%	1.0%	0.0%
Shorridge High School	2.0%	9.6%	30.0%	15.0%	6.3%	12.4%	1.4%	9.6%	6.3%
<b>Grand Total</b>	<b>1.9%</b>	<b>3.4%</b>	<b>13.8%</b>	<b>4.8%</b>	<b>3.4%</b>	<b>5.1%</b>	<b>1.0%</b>	<b>4.0%</b>	<b>2.1%</b>

#### Graduation Rate (Non-Waiver) 2024, by Student Subgroup

##### Graduation Rate by Charter Authorizer and School Type

Authorizer and School Type	Black	Hispanic	White	Paid	FRL	Non-ELL	ELL	Gen Ed	SPED
<b>Indiana Charter School Board</b>	<b>64.1%</b>	<b>74.2%</b>	<b>92.3%</b>	<b>70.6%</b>	<b>87.0%</b>	<b>84.6%</b>	<b>94.4%</b>	<b>82.8%</b>	<b>100.0%</b>
<b>Independent Charter</b>	<b>64.1%</b>	<b>63.3%</b>	<b>n/a</b>	<b>63.1%</b>	<b>80.5%</b>	<b>78.2%</b>	<b>94.4%</b>	<b>76.6%</b>	<b>100.0%</b>
GEO Next Generation Academy	37.5%	58.8%	n/a	40.0%	62.5%	61.5%	n/a	59.4%	n/a



James and Rosemary Phalen Leadership Academy High School	90.7%	67.7%	n/a	86.2%	98.5%	94.9%	94.4%	93.8%	100.0%
<b>Innovation Charter</b>	n/a	96.2%	92.3%	85.7%	100.0%	97.4%	n/a	95.2%	n/a
Christel House Watanabe Manual High School	n/a	96.2%	92.3%	85.7%	100.0%	97.4%	n/a	95.2%	n/a
<b>OEI</b>	83.1%	61.3%	57.1%	70.1%	80.5%	86.4%	49.4%	86.8%	72.5%
<b>Independent Charter</b>	74.2%	57.6%	36.8%	63.5%	83.6%	79.7%	0.0%	80.5%	37.2%
Charles A Tindley Accelerated Sch	83.8%	n/a	0.0%	75.0%	95.7%	86.8%	n/a	86.1%	n/a
Indianapolis Metropolitan High Sch	30.0%	55.6%	72.7%	38.9%	46.4%	42.1%	n/a	40.4%	47.1%
Irvington Preparatory Academy	73.7%	75.0%	74.4%	76.5%	82.4%	83.3%	n/a	91.2%	27.3%
Rooted School Indianapolis	88.2%	0.0%	0.0%	n/a	96.2%	88.6%	0.0%	87.1%	n/a
Victory College Prep	95.5%	100.0%	n/a	n/a	97.2%	97.4%	n/a	97.5%	n/a
<b>Innovation Charter</b>	90.5%	64.2%	73.4%	73.4%	78.3%	92.0%	61.8%	92.1%	86.7%
BELIEVE Circle City High School	86.4%	n/a	0.0%	0.0%	83.3%	87.5%	n/a	88.5%	n/a
Herron High School	90.5%	81.8%	97.7%	97.8%	90.0%	95.3%	n/a	97.4%	79.3%
Herron-Riverside High School	90.2%	70.0%	78.6%	83.8%	88.3%	89.2%	71.4%	88.1%	76.9%
KIPP Indy Legacy High	80.0%	76.2%	n/a	68.8%	89.3%	85.7%	85.7%	84.0%	93.8%
Purdue Polytechnic High Sch North	100.0%	n/a	96.7%	97.0%	100.0%	98.2%	n/a	97.8%	100.0%
Purdue Polytechnic High School Ind	95.8%	93.1%	94.1%	93.2%	96.9%	95.9%	90.0%	96.9%	83.3%
The Hope Academy, Inc.	n/a	0.0%	n/a	n/a	0.0%	n/a	0.0%	n/a	n/a
<b>Trine</b>	60.0%	40.0%	n/a	62.5%	n/a	61.1%	n/a	72.7%	60.0%
<b>Independent Charter</b>	n/a	n/a	n/a	n/a	n/a	n/a	n/a	n/a	n/a
The Match	n/a	n/a	n/a	n/a	n/a	n/a	n/a	n/a	n/a
<b>Innovation Charter</b>	60.0%	40.0%	n/a	62.5%	n/a	61.1%	n/a	72.7%	60.0%
Phalen Virtual Leadership Academy	60.0%	40.0%	n/a	62.5%	n/a	61.1%	n/a	72.7%	60.0%
<b>Grand Total</b>	78.7%	62.6%	60.6%	69.6%	81.8%	84.3%	56.9%	85.1%	74.2%

Graduation Rate for IPS LEA

School Type and School	Black	Hispanic	White	Paid	FRL	Non-ELL	ELL	Gen Ed	SPED
Traditional Public School	89.0%	90.5%	84.0%	84.7%	93.4%	90.6%	91.3%	92.1%	82.4%
IPS Direct Managed	89.0%	90.5%	84.0%	84.7%	93.4%	90.6%	91.3%	92.1%	82.4%
Arsenal Technical High School	81.2%	81.3%	72.2%	74.6%	85.2%	82.4%	80.5%	82.5%	77.8%
Crispus Attucks High School	96.2%	95.3%	n/a	90.0%	97.7%	95.8%	97.1%	97.5%	85.7%
George Washington High School	93.3%	89.6%	88.9%	89.3%	93.0%	91.1%	91.8%	93.2%	82.8%
Shortridge High School	85.4%	95.8%	90.9%	85.1%	97.8%	93.3%	95.7%	95.4%	83.3%
<b>Grand Total</b>	<b>89.0%</b>	<b>90.5%</b>	<b>84.0%</b>	<b>84.7%</b>	<b>93.4%</b>	<b>90.6%</b>	<b>91.3%</b>	<b>92.1%</b>	<b>82.4%</b>

INDIANAPOLIS PUBLIC SCHOOLS  
INNOVATION NETWORK SCHOOLS

[illegible]

<b>IPS LEA</b>	Special Education services and support will be provided by Unified Student Supports (USS) IPS and maintain oversight of the Special Education services provided within the building, including staffing allocations and implementation of the USS - Standard Operating Procedures.
<b>Non LEA</b>	The Partner Operator is responsible for all Special Education services. If a school moves from the IPS LEA to Non-LEA, IPS is no longer able to provide Special Education services or staffing within the partner school's LEA.
<b>Spill LEA</b>	<b>Non LEA with USS Programs:</b> USS is responsible for providing Special Education services and staffing for the USS programs located in the Partner Operator's school. Programs include: PSC, Life Skills, etc.

INNOVATION SCHOOLS	
MAY	<ul style="list-style-type: none"> <li>• Opt in or out of IPS academic and/or non-academic services</li> <li>• Determine instructional practices, choice or design curriculum, and establish optional before/after school programs</li> <li>• Establish operating calendar different than the district including a school day/year and start and end times of the school day</li> <li>• Create new staff positions, job descriptions, and hiring criteria and determine staff compensation</li> <li>• Receive Title I, IDEA &amp; other grants directly from state/federal government dependent on LEA status</li> <li>• Abide by all local, state and federal laws</li> </ul>
MUST	<ul style="list-style-type: none"> <li>• Receive funds according to enrollment with district and "pass through" entity, if charter</li> <li>• Receive funds according to student-based budgeting model dependent on LEA status</li> </ul>

[illegible]



## **APPENDIX C: DATA SOURCES**

### Birth rate and census demographic data

- [Census.gov](https://www.census.gov)
- [STATS Indiana](https://stats.indiana.gov)
- [American Community Survey](https://www.census.gov/programs-surveys/acs/)
- [Hoosiers By The Numbers](https://www.in.gov/hhs/hoosiers-by-the-numbers/)
- [Indiana Department of Health](https://www.in.gov/health/)

### State assessment, enrollment, demographic, and chronic absenteeism data

- [IDOE Data Center and Reports](https://datacenter.idoe.org)

### Indianapolis/Marion County structural permit issuance for residences (heat map)

- GIS Map courtesy of the Indianapolis Department of Business and Neighborhood Services and IndyGIS

### Indianapolis/Marion County Public School Map

- GIS Map courtesy of IndyGIS

Additional data was collected, verified, and analyzed by the Office of Education Innovation and Indianapolis Public Schools.

# OEI School Data Report– Wednesday, August 20th, 2025

Corp ID	Schl ID	Corp Name	Schl Name	Category
9970	1111	ACE Preparatory Academy	ACE Preparatory Academy	Independent Charter
9130	9993	Adelante at Emma Donnan	Adelante at Emma Donnan	Charter-INS
9065	1002	Allegiant Preparatory Academy	Allegiant Preparatory Academy	Independent Charter
9615	5488	Andrew J Brown Academy	Andrew J Brown Academy	Independent Charter
5385	5588	Indianapolis Public Schools	Anna Brochhausen School 88	IPS
5385	5466	Indianapolis Public Schools	Arlington Community Middle School	IPS
5385	5623	Indianapolis Public Schools	Arlington Woods Elementary School 99 (sankofa)	IPS-INS
5385	5462	Indianapolis Public Schools	Arsenal Technical High School	IPS
9615	5716	Avondale Meadows Academy	Avondale Meadows Academy	Independent Charter
9040	7094	Avondale Meadows Middle School	Avondale Meadows Middle School	Charter-INS
9935	5899	Vision Academy	Vision Academy	Independent Charter
9140	9994	Believe Circle City	Believe Circle City	Charter-INS
5385	5554	Indianapolis Public Schools	Brookside School 54	IPS
5385	5635	Indianapolis Public Schools	Benjamin Harrison School 2	IPS
5385	5530	Indianapolis Public Schools	Broad Ripple Middle School	IPS
5385	5579	Indianapolis Public Schools	Carl Wilde School 79	IPS
5385	5635	Indianapolis Public Schools	Center For Inquiry 2	IPS
5385	5668	Indianapolis Public Schools	Center for Inquiry 27	IPS
5385	5659	Indianapolis Public Schools	Center for Inquiry 84	IPS
5385	5538	Indianapolis Public Schools	Center for Inquiry School 70	IPS
9445	6208	Charles A Tindley Accelerated School	Charles A Tindley Accelerated Sch	Independent Charter
9425	5621	Tindley Genesis Academy	Tindley Genesis Academy	Independent Charter
9430	5629	Tindley Summit Academy	Tindley Summit Academy	Independent Charter
5385	5605	Indianapolis Public Schools	Charles W Fairbanks Sch 105	IPS
9380	5874	Christel House Academy South	Christel House Academy South	Charter-INS
9395	5871	Christel House Academy West	Christel House Academy West	Independent Charter
9380	9709	Christel House Academy South	Christel House Watanabe Manual High School	Charter-INS
5385	5582	Indianapolis Public Schools	Christian Park School 82	IPS
9150	1126	Circle City Prep Charter School	Circle City Prep	Independent Charter
5385	5662	Indianapolis Public Schools	Clarence Farrington School 61	IPS
5385	5498	Indianapolis Public Schools	Cold Spring School	IPS-INS
5385	5474	Indianapolis Public Schools	Crispus Attucks Medical Magnet HS	IPS
5385	5546	Indianapolis Public Schools	Daniel Webster School 46	IPS
5385	5570	Indianapolis Public Schools	Edison School of the Arts 47	IPS-INS
5385	5534	Indianapolis Public Schools	Eleanor Skillen School 34	IPS
9365	5667	Enlace Academy	Enlace Academy	Charter-INS
5385	5590	Indianapolis Public Schools	Ernie Pyle School 90	IPS
5385	5674	Indianapolis Public Schools	Frederick Douglass School 19	IPS
8970	9966	GEO Next Generation High School	GEO Next Generation High School	Independent Charter
5385	5587	Indianapolis Public Schools	George W Carver School 87	IPS
5385	5557	Indianapolis Public Schools	George W Julian School 57	IPS
5385	5644	Indianapolis Public Schools	George Washington High School	IPS
9975	1112	Global Preparatory Academy	Global Preparatory Academy	Charter-INS
5385	5601	Indianapolis Public Schools	H L Harshman Middle School	IPS
9650	5724	Herron Charter	Herron High School	Charter-INS
9538	9702	Herron Prep	Herron Prep	Charter-INS
9145	1122	Herron Riverside High School	Riverside High School	Charter-INS
9651	5304	The Hope Academy	Hope Academy	Charter-INS
5385	5467	Indianapolis Public Schools	HW Longfellow Med/STEM Magnet Middle School	IPS
5385	108	Indianapolis Public Schools	Impact Academy	IPS
9895	5444	IN Math & Science Academy - North	Indiana Math & Science Academy - North	Independent Charter
9785	5837	Indiana Math and Science Academy	Indiana Math & Science Academy - West	Independent Charter
9670	5664	Indianapolis Metropolitan High Sch	Indianapolis Metropolitan High Sch	Independent Charter
9675	9532	Invent Learning Hub	Invent Learning Hub	Independent Charter
5385	5555	Indianapolis Public Schools	IPS/Butler University Laboratory School 55	IPS
5385	5560	Indianapolis Public Schools	IPS/Butler University Laboratory School 60	IPS
9331	1531	Irvington Community Elementary School	Irvington Community Elementary School	Independent Charter
9332	1532	Irvington Community Middle School	Irvington Community Middle School	Independent Charter
9330	1537	Irvington Preparatory Academy	Irvington Preparatory Academy	Independent Charter
5385	5531	Indianapolis Public Schools	James A Garfield Sch 31	IPS
9045	4894	J & R Phalen Leadership Academy	James and Rosemary Phalen Leadership Academy Middle School	Independent Charter
9685	5593	PLA at George H Fisher School 93	PLA @ 93	Charter-INS
8940	9961	James and Rosemary Phalen Leadership Academy	James and Rosemary Phalen Leadership Academy High School	Independent Charter
9954	5548	Phalen Leadership Academy at Louis B Russell School 48	PLA @ 48	Charter-INS
8950	5603	Phalen Leadership Academy at Francis Scott Key School 103	PLA @ 103	Charter-INS
9925	5496	The Phalen Leadership Academies	George and Veronica Phalen Leadership Academy	Independent Charter
9533	9703	Promise Prep	Promise Prep	Independent Charter
5385	5551	Indianapolis Public Schools	James Russell Lowell School 51	IPS
5385	5543	Indianapolis Public Schools	James Whitcomb Riley School 43	IPS
5385	5609	Indianapolis Public Schools	Jonathan Jennings School 109	IPS
9400	5860	KIPP Indps College Preparatory	KIPP Indy College Prep Middle	Charter-INS
9135	9138	KIPP Indy Legacy High	KIPP Indy Legacy High	Charter-INS
9110	5741	KIPP Indy Unike Elementary	KIPP Indy Unike Elementary	Charter-INS
5385	5607	Indianapolis Public Schools	Law Wallace School 107	IPS
9737	9002	Liberty Grove Schools	Liberty Grove	Charter-INS

9342	9343	Matchbook Learning	The Match	Independent Charter
9090	1041	Matchbook Learning	Matchbook Learning at Wendell Phillips School 63	Charter-INS
5385	5596	Indianapolis Public Schools	Meredith Nicholson School 96	IPS
5385	5577	Indianapolis Public Schools	Merle Sidener Gifted Academy	IPS
9829	9839	Monarca Academy	Monarca Academy	Charter-INS
5385	5516	Indianapolis Public Schools	Northwest Community Middle School	IPS
9060	139	Paramount Cottage Home	Paramount Cottage Home	Independent Charter
9165	7861	Paramount Englewood	Paramount Englewood	Independent Charter
9680	5508	Paramount School Of Excellence Inc	Paramount School of Excellence - Brookside	Independent Charter
9085	1006	pilotED Schools	pilotED Schools: Bethel Park	Independent Charter
8635	7782	Purdue Polytechnic High Sch North	Purdue Polytechnic High Sch North	Charter-INS
9015	4271	Purdue Polytechnic High School Ind	Purdue Polytechnic High School Ind	Charter-INS
5385	5558	Indianapolis Public Schools	Ralph Waldo Emerson School 58	IPS
5385	5606	Indianapolis Public Schools	Robert Lee Frost School 106	IPS
9170	9997	Rooted School Indy	Rooted School Indy	Independent Charter
5385	5591	Indianapolis Public Schools	Rousseau McClellan School 91	IPS
9485	5868	SE Neighborhood Sch of Excellence	SE Neighborhood Sch of Excellence	Independent Charter
5385	5492	Indianapolis Public Schools	Shortridge High School	IPS
8980	9971	The PATH School	The PATH School at School 67	Charter-INS
5385	5574	Indianapolis Public Schools	Theodore Potter School 74	IPS
5385	5515	Indianapolis Public Schools	Thomas D Gregg School 15	IPS-INS
5385	109	Indianapolis Public Schools	Thrival Academy	IPS-INS
9575	5523	Victory College Preparatory Academy	Victory College Prep (Indpls Lighthouse Charter School)	Independent Charter
5385	5514	Indianapolis Public Schools	Washington Irving School 14	IPS-INS
5385	5539	Indianapolis Public Schools	William McKinley School 39	IPS
5385	5549	Indianapolis Public Schools	William Penn School 49	IPS
				<b>SUM</b>
				<b>AVERAGE</b>
				<b>COUNT</b>
				<b>PARTICIPATION COUNT</b>
				<b>TOTAL OWN</b>
				<b>TOTAL LEASE</b>

	OEI
	ISCB
	Trine
	Closed after 24-25

Corp Name	Schl Name	Grade Levels 24-25	Fiscal Year	Facilities Capacity 24-25
ACE Preparatory Academy	ACE Preparatory Academy	K-6	2024	420
Adelante at Emma Donnan	Adelante at Emma Donnan	K-8	2024	420
Allegiant Preparatory Academy	Allegiant Preparatory Academy	K-5	2024	194
		K-8	2024	704
Andrew J Brown Academy	Andrew J Brown Academy			
Indianapolis Public Schools	Anna Brochhausen School 88			
Indianapolis Public Schools	Arlington Community Middle School			
Indianapolis Public Schools	Arlington Woods Elementary School 99 (sankofa)			
Indianapolis Public Schools	Arsenal Technical High School			
Avondale Meadows Academy	Avondale Meadows Academy	K-5	2024	390
Avondale Meadows Middle School	Avondale Meadows Middle School	6-8	2024	156
Vision Academy	Vision Academy	K-8	2024	702
Believe Circle City	Believe Circle City	9-12	2024	440
Indianapolis Public Schools	Brookside School 54			
Indianapolis Public Schools	Benjamin Harrison School 2			
Indianapolis Public Schools	Broad Ripple Middle School			
Indianapolis Public Schools	Carl Wilde School 79			
Indianapolis Public Schools	Center For Inquiry 2			
Indianapolis Public Schools	Center for Inquiry 27			
Indianapolis Public Schools	Center for Inquiry 84			
Indianapolis Public Schools	Center for Inquiry School 70			
Charles A Tindley Accelerated School	Charles A Tindley Accelerated Sch	7-12	2024	450
Tindley Genesis Academy	Tindley Genesis Academy	K-6	2024	455
Tindley Summit Academy	Tindley Summit Academy	K-6	2024	450
Indianapolis Public Schools	Charles W Fairbanks Sch 105			
Christel House Academy South	Christel House Academy South	K-8	2024	582
		K-8	2024	
Christel House Academy West	Christel House Academy West			486
Christel House Academy South	Christel House Watanabe Manual High School	9-12	2024	490
Indianapolis Public Schools	Christian Park School 82			
Circle City Prep Charter School	Circle City Prep	K-8	2024	432
Indianapolis Public Schools	Clarence Farrington School 61			
Indianapolis Public Schools	Cold Spring School			
Indianapolis Public Schools	Crispus Attucks Medical Magnet H5			
Indianapolis Public Schools	Daniel Webster School 46			
Indianapolis Public Schools	Edison School of the Arts 47			
Indianapolis Public Schools	Eleanor Skillen School 34			
Enlace Academy	Enlace Academy	K-8	2024	640
Indianapolis Public Schools	Ernie Pyle School 90			
Indianapolis Public Schools	Frederick Douglass School 19			
GEO Next Generation High School	GEO Next Generation High School	K-12	2024	476
Indianapolis Public Schools	George W Carver School 87			
Indianapolis Public Schools	George W Julian School 57			
Indianapolis Public Schools	George Washington High School			
Global Preparatory Academy	Global Preparatory Academy	K-8	2024	815
Indianapolis Public Schools	H L Harshman Middle School			
		9-12	2024	970
Herron Charter	Herron High School			
Herron Prep	Herron Prep	K-2	2024	435
Herron Riverside High School	Riverside High School	9-12	2024	465
The Hope Academy	Hope Academy	9-12	2024	60
Indianapolis Public Schools	HW Longfellow Med/STEM Magnet Middle School			
Indianapolis Public Schools	Impact Academy			
IN Math & Science Academy - North	Indiana Math & Science Academy - North	K-12	2024	795
Indiana Math and Science Academy	Indiana Math & Science Academy - West	K-8	2024	483
Indianapolis Metropolitan High Sch	Indianapolis Metropolitan High Sch	9-12	2024	270
Invent Learning Hub	Invent Learning Hub	K-8	2024	364
Indianapolis Public Schools	IPS/Butler University Laboratory School 55			
Indianapolis Public Schools	IPS/Butler University Laboratory School 60			
Irvington Community Elementary School	Irvington Community Elementary School	K-5	2024	450
Irvington Community Middle School	Irvington Community Middle School	6-8	2024	252
Irvington Preparatory Academy	Irvington Preparatory Academy	9-12	2024	350
Indianapolis Public Schools	James A Garfield Sch 31			
J & R Phalen Leadership Academy	James and Rosemary Phalen Leadership Academy Middle School	7-8	2024	300
PLA at George H Fisher School 93	PLA @ 93	K-6	2024	720
James and Rosemary Phalen Leadership Academy	James and Rosemary Phalen Leadership Academy High School	9-12	2024	594
Phalen Leadership Academy at Louis B Russell School 48	PLA @ 48	K-6	2024	254
Phalen Leadership Academy at Francis Scott Key School 103	PLA @ 103	K-6	2024	691
The Phalen Leadership Academies	George and Veronica Phalen Leadership Academy	K-8	2024	381
Promise Prep	Promise Prep	K-5	2024	414
Indianapolis Public Schools	James Russell Lowell School 51			
Indianapolis Public Schools	James Whitcomb Riley School 43			
Indianapolis Public Schools	Jonathan Jennings School 109			
KIPP Indy College Preparatory	KIPP Indy College Prep Middle	6-8	2024	360
KIPP Indy Legacy High	KIPP Indy Legacy High	9-12	2024	435
KIPP Indy Unite Elementary	KIPP Indy Unite Elementary	K-5	2024	696
Indianapolis Public Schools	Lew Wallace School 107			
Liberty Grove Schools	Liberty Grove	K-6	2024	505

Matchbook Learning	The Match	9-12	N/A	400
Matchbook Learning	Matchbook Learning at Wendell Phillips School 63	K-5	2024	615
Indianapolis Public Schools	Meredith Nicholson School 96			
Indianapolis Public Schools	Merle Sidener Gifted Academy			
Monarca Academy	Monarca Academy	6-8	2024	300
Indianapolis Public Schools	Northwest Community Middle School			
Paramount Cottage Home	Paramount Cottage Home	K-4	2024	309
Paramount Englewood	Paramount Englewood	5-8	2024	200
Paramount School Of Excellence Inc.	Paramount School of Excellence - Brookside	K-8	2024	775
pilotED Schools	pilotED Schools: Bethel Park	K-6	2024	462
Purdue Polytechnic High Sch North	Purdue Polytechnic High Sch North	9-12	2024	335
Purdue Polytechnic High School Ind	Purdue Polytechnic High School Ind	9-12	2024	465
Indianapolis Public Schools	Ralph Waldo Emerson School 58			
Indianapolis Public Schools	Robert Lee Frost School 106			
Rooted School Indy	Rooted School Indy	7-12	2024	295
Indianapolis Public Schools	Rousseau McClellan School 91			
SE Neighborhood Sch of Excellence	SE Neighborhood Sch of Excellence	K-8	2024	702
Indianapolis Public Schools	Shortridge High School			
The PATH School	The PATH School at School 67	K-8	2024	700
Indianapolis Public Schools	Theodore Potter School 74			
Indianapolis Public Schools	Thomas D Gregg School 15			
Indianapolis Public Schools	Thrival Academy			
Victory College Preparatory Academy	Victory College Prep (Indpls Lighthouse Charter School)	K-12	2024	669
Indianapolis Public Schools	Washington Irving School 14			
Indianapolis Public Schools	William McKinley School 39			
Indianapolis Public Schools	William Penn School 49			
OEI		N/A	N/A	25173
ISCB		N/A	N/A	N/A
Trine		N/A	N/A	/53
Closed after 24-25		N/A	N/A	/12
		N/A	N/A	N/A
		N/A	N/A	N/A



Corp Name	Schl Name	Age of building
ACE Preparatory Academy	ACE Preparatory Academy	1972, interior remodel completed 2015
Adelante at Emma Donnan	Adelante at Emma Donnan	1913/1999
Allegiant Preparatory Academy	Allegiant Preparatory Academy	***
		1972 - renovated several times before AIB, then renovated some areas 2024
Andrew J Brown Academy	Andrew J Brown Academy	
Indianapolis Public Schools	Anna Brochhausen School 88	
Indianapolis Public Schools	Arlington Community Middle School	
Indianapolis Public Schools	Arlington Woods Elementary School 99 (sankofa)	
Indianapolis Public Schools	Arsenal Technical High School	
Avondale Meadows Academy	Avondale Meadows Academy	2005
Avondale Meadows Middle School	Avondale Meadows Middle School	2017
Vision Academy	Vision Academy	2014
Believe Circle City	Believe Circle City	2008
Indianapolis Public Schools	Brookside School 54	
Indianapolis Public Schools	Benjamin Harrison School 2	
Indianapolis Public Schools	Broad Ripple Middle School	
Indianapolis Public Schools	Carl Wilde School 79	
Indianapolis Public Schools	Center For Inquiry 2	
Indianapolis Public Schools	Center for Inquiry 27	
Indianapolis Public Schools	Center for Inquiry 84	
Indianapolis Public Schools	Center for Inquiry School 70	
Charles A Tindley Accelerated School	Charles A Tindley Accelerated Sch	1980
Tindley Genesis Academy	Tindley Genesis Academy	2013
Tindley Summit Academy	Tindley Summit Academy	1950-1960
Indianapolis Public Schools	Charles W Fairbanks Sch 105	
Christel House Academy South	Christel House Academy South	1953
		2012
Christel House Academy West	Christel House Academy West	
Christel House Academy South	Christel House Watanabe Manual High School	1953
Indianapolis Public Schools	Christian Park School 82	
Circle City Prep Charter School	Circle City Prep	***
Indianapolis Public Schools	Clarence Farrington School 61	
Indianapolis Public Schools	Cold Spring School	
Indianapolis Public Schools	Crispus Attucks Medical Magnet H5	
Indianapolis Public Schools	Daniel Webster School 46	
Indianapolis Public Schools	Edison School of the Arts 47	
Indianapolis Public Schools	Eleanor Skillen School 34	
Enlace Academy	Enlace Academy	1964
Indianapolis Public Schools	Ernie Pyle School 90	
Indianapolis Public Schools	Frederick Douglass School 19	
GEO Next Generation High School	GEO Next Generation High School	***
Indianapolis Public Schools	George W Carver School 87	
Indianapolis Public Schools	George W Julian School 57	
Indianapolis Public Schools	George Washington High School	
Global Preparatory Academy	Global Preparatory Academy	2005
Indianapolis Public Schools	H L Harshman Middle School	
		1906 (Russel Building) 1927 (Main Building) 1962 (Fesler Building) 1902 (Merchants Building)
Herron Charter	Herron High School	1960 - original 2023 - expansion
Herron Prep	Herron Prep	1938
Herron Riverside High School	Riverside High School	***
The Hope Academy	Hope Academy	
Indianapolis Public Schools	HW Longfellow Med/STEM Magnet Middle School	
Indianapolis Public Schools	Impact Academy	
IN Math & Science Academy - North	Indiana Math & Science Academy - North	1976
Indiana Math and Science Academy	Indiana Math & Science Academy - West	1984
Indianapolis Metropolitan High Sch	Indianapolis Metropolitan High Sch	2004
Invent Learning Hub	Invent Learning Hub	***
Indianapolis Public Schools	IPS/Butler University Laboratory School 55	
Indianapolis Public Schools	IPS/Butler University Laboratory School 60	
Irvington Community Elementary School	Irvington Community Elementary School	2002
Irvington Community Middle School	Irvington Community Middle School	1952
Irvington Preparatory Academy	Irvington Preparatory Academy	1910
Indianapolis Public Schools	James A Garfield Sch 31	
J & R Phalen Leadership Academy	James and Rosemary Phalen Leadership Academy Middle School	1973
PLA at George H Fisher School 93	PLA @ 93	1965
James and Rosemary Phalen Leadership Academy	James and Rosemary Phalen Leadership Academy High School	1973
Phalen Leadership Academy at Louis B Russell School 48	PLA @ 48	1976
Phalen Leadership Academy at Francis Scott Key School 103	PLA @ 103	1950
The Phalen Leadership Academies	George and Veronica Phalen Leadership Academy	1975
Promise Prep	Promise Prep	***
Indianapolis Public Schools	James Russell Lowell School 51	
Indianapolis Public Schools	James Whitcomb Riley School 43	
Indianapolis Public Schools	Jonathan Jennings School 109	
KIPP Indy College Preparatory	KIPP Indy College Prep Middle	1964
KIPP Indy Legacy High	KIPP Indy Legacy High	2019
KIPP Indy Unite Elementary	KIPP Indy Unite Elementary	1964
Indianapolis Public Schools	Lew Wallace School 107	
Liberty Grove Schools	Liberty Grove	1994



Matchbook Learning	The Match	2024
Matchbook Learning	Matchbook Learning at Wendell Phillips School 63	2006
Indianapolis Public Schools	Meredith Nicholson School 96	
Indianapolis Public Schools	Merle Sidener Gifted Academy	
Monarca Academy	Monarca Academy	1963
Indianapolis Public Schools	Northwest Community Middle School	
Paramount Cottage Home	Paramount Cottage Home	1931- renovated 2020
Paramount Englewood	Paramount Englewood	1921- renovated 2019
Paramount School Of Excellence Inc.	Paramount School of Excellence - Brookside	1957- renovated 2010, 2017
pilotED Schools	pilotED Schools: Bethel Park	***
Purdue Polytechnic High Sch North	Purdue Polytechnic High Sch North	1886
Purdue Polytechnic High School Ind	Purdue Polytechnic High School Ind	1921
Indianapolis Public Schools	Ralph Waldo Emerson School 58	
Indianapolis Public Schools	Robert Lee Frost School 106	
Rooted School Indy	Rooted School Indy	1994
Indianapolis Public Schools	Rousseau McClellan School 91	
SE Neighborhood Sch of Excellence	SE Neighborhood Sch of Excellence	1903
Indianapolis Public Schools	Shortridge High School	
The PATH School	The PATH School at School 67	1912
Indianapolis Public Schools	Theodore Potter School 74	
Indianapolis Public Schools	Thomas D Gregg School 15	
Indianapolis Public Schools	Thrival Academy	
Victory College Preparatory Academy	Victory College Prep (Indpls Lighthouse Charter School)	1999
Indianapolis Public Schools	Washington Irving School 14	
Indianapolis Public Schools	William McKinley School 39	
Indianapolis Public Schools	William Penn School 49	
OEI		N/A
ISCB		N/A
Trine		/53
		/XX
Closed after 24-25		N/A
		N/A

Corp Name	Schl Name	Lease/Own/IPS Building
ACE Preparatory Academy	ACE Preparatory Academy	Own
Adelante at Emma Donnan	Adelante at Emma Donnan	IPS Building (No lease found within IPS IN Agreement)
Allegiant Preparatory Academy	Allegiant Preparatory Academy	Lease
		Lease
Andrew J Brown Academy	Andrew J Brown Academy	
Indianapolis Public Schools	Anna Brochhausen School 88	
Indianapolis Public Schools	Arlington Community Middle School	
Indianapolis Public Schools	Arlington Woods Elementary School 99 (sankofa)	
Indianapolis Public Schools	Arsenal Technical High School	
Avondale Meadows Academy	Avondale Meadows Academy	Own
Avondale Meadows Middle School	Avondale Meadows Middle School	Own
Vision Academy	Vision Academy	Own
Believe Circle City	Believe Circle City	Own
Indianapolis Public Schools	Brookside School 54	
Indianapolis Public Schools	Benjamin Harrison School 2	
Indianapolis Public Schools	Broad Ripple Middle School	
Indianapolis Public Schools	Carl Wilde School 79	
Indianapolis Public Schools	Center For Inquiry 2	
Indianapolis Public Schools	Center for Inquiry 27	
Indianapolis Public Schools	Center for Inquiry 84	
Indianapolis Public Schools	Center for Inquiry School 70	
Charles A Tindley Accelerated School	Charles A Tindley Accelerated Sch	Lease
Tindley Genesis Academy	Tindley Genesis Academy	Lease
Tindley Summit Academy	Tindley Summit Academy	Lease
Indianapolis Public Schools	Charles W Fairbanks Sch 105	
Christel House Academy South	Christel House Academy South	IPS Building (Unsure if No Lease is included in IN Agreement)
		Lease (through Christel House International, Inc)
Christel House Academy West	Christel House Academy West	
Christel House Academy South	Christel House Watanabe Manual High School	IPS Building (Unsure if No Lease is included in IN Agreement)
Indianapolis Public Schools	Christian Park School 82	
Circle City Prep Charter School	Circle City Prep	#REF!
Indianapolis Public Schools	Clarence Farrington School 61	
Indianapolis Public Schools	Cold Spring School	
Indianapolis Public Schools	Crispus Attucks Medical Magnet H5	
Indianapolis Public Schools	Daniel Webster School 46	
Indianapolis Public Schools	Edison School of the Arts 47	
Indianapolis Public Schools	Eleanor Skillen School 34	
Enlace Academy	Enlace Academy	IPS Building (No lease found within IPS IN Agreement)
Indianapolis Public Schools	Ernie Pyle School 90	
Indianapolis Public Schools	Frederick Douglass School 19	
GEO Next Generation High School	GEO Next Generation High School	#REF!
Indianapolis Public Schools	George W Carver School 87	
Indianapolis Public Schools	George W Julian School 57	
Indianapolis Public Schools	George Washington High School	
Global Preparatory Academy	Global Preparatory Academy	IPS Building (No lease found within IPS IN Agreement)
Indianapolis Public Schools	H L Harshman Middle School	
		Own
Herron Charter	Herron High School	
		Own
Herron Prep	Herron Prep	Own
Herron Riverside High School	Riverside High School	Own
The Hope Academy	Hope Academy	#REF!
Indianapolis Public Schools	HW Longfellow Med/STEM Magnet Middle School	
Indianapolis Public Schools	Impact Academy	
IN Math & Science Academy - North	Indiana Math & Science Academy - North	Own
Indiana Math & Science Academy	Indiana Math & Science Academy - West	#REF!
Indianapolis Metropolitan High Sch	Indianapolis Metropolitan High Sch	Lease
Invent Learning Hub	Invent Learning Hub	#REF!
Indianapolis Public Schools	IPS/Butler University Laboratory School 55	
Indianapolis Public Schools	IPS/Butler University Laboratory School 60	
Irvington Community Elementary School	Irvington Community Elementary School	Own
Irvington Community Middle School	Irvington Community Middle School	Own
Irvington Preparatory Academy	Irvington Preparatory Academy	Lease
Indianapolis Public Schools	James A Garfield Sch 31	
J & R Phalen Leadership Academy	James and Rosemary Phalen Leadership Academy Middle School	Lease
PLA at George H Fisher School 93	PLA @ 93	IPS Building (Unsure if No Lease is included in IN Agreement)
James and Rosemary Phalen Leadership Academy	James and Rosemary Phalen Leadership Academy High School	Lease
Phalen Leadership Academy at Louis B Russell School 48	PLA @ 48	IPS Building (Unsure if No Lease is included in IN Agreement)
Phalen Leadership Academy at Francis Scott Key School 103	PLA @ 103	IPS Building (Unsure if No Lease is included in IN Agreement)
The Phalen Leadership Academies	George and Veronica Phalen Leadership Academy	Lease
Promise Prep	Promise Prep	Lease
Indianapolis Public Schools	James Russell Lowell School 51	
Indianapolis Public Schools	James Whitcomb Riley School 43	
Indianapolis Public Schools	Jonathan Jennings School 109	
KIPP Indy College Preparatory	KIPP Indy College Prep Middle	Own
KIPP Indy Legacy High	KIPP Indy Legacy High	Own
KIPP Indy Unite Elementary	KIPP Indy Unite Elementary	Own
Indianapolis Public Schools	Lew Wallace School 107	
Liberty Grove Schools	Liberty Grove	IPS Building (No lease found within IPS IN Agreement)

Matchbook Learning	The Match	
Matchbook Learning	Matchbook Learning at Wendell Phillips School 63	IPS Building (No lease found within IPS IN Agreement)
Indianapolis Public Schools	Meredith Nicholson School 96	
Indianapolis Public Schools	Merle Sidener Gifted Academy	
Monarca Academy	Monarca Academy	IPS Building (No lease found within IPS IN Agreement)
Indianapolis Public Schools	Northwest Community Middle School	
Paramount Cottage Home	Paramount Cottage Home	Own
Paramount Englewood	Paramount Englewood	Lease
Paramount School Of Excellence Inc.	Paramount School of Excellence - Brookside	Own
pilotED Schools	pilotED Schools: Bethel Park	#REF!
Purdue Polytechnic High Sch North	Purdue Polytechnic High Sch North	Lease
Purdue Polytechnic High School Ind	Purdue Polytechnic High School Ind	Lease
Indianapolis Public Schools	Ralph Waldo Emerson School 58	
Indianapolis Public Schools	Robert Lee Frost School 106	
Rooted School Indy	Rooted School Indy	#REF!
Indianapolis Public Schools	Rousseau McClellan School 91	
SE Neighborhood Sch of Excellence	SE Neighborhood Sch of Excellence	#REF!
Indianapolis Public Schools	Shortridge High School	
The PATH School	The PATH School at School 67	IPS Building (No lease found within IPS IN agreement)
Indianapolis Public Schools	Theodore Potter School 71	
Indianapolis Public Schools	Thomas D Gregg School 15	
Indianapolis Public Schools	Thrival Academy	
Victory College Preparatory Academy	Victory College Prep (Indpls Lighthouse Charter School)	#REF!
Indianapolis Public Schools	Washington Irving School 14	
Indianapolis Public Schools	William McKinley School 39	
Indianapolis Public Schools	William Penn School 49	
OEI		N/A
ISCB		N/A
Trine		N/A
Closed after 24-25		16
		14

Corp Name	Schl Name	Total Staff Expenditures (Sum of Salaries + Wages and didn't include PD/Development)
ACE Preparatory Academy	ACE Preparatory Academy	\$1,177,327.00
Adelante at Emma Donnan	Adelante at Emma Donnan	\$4,313,804.00
Allegiant Preparatory Academy	Allegiant Preparatory Academy	\$1,111,665.00
Andrew J Brown Academy	Andrew J Brown Academy	
Indianapolis Public Schools	Anna Brochhausen School 88	
Indianapolis Public Schools	Arlington Community Middle School	
Indianapolis Public Schools	Arlington Woods Elementary School 99 (sankofa)	
Indianapolis Public Schools	Arsenal Technical High School	
Avondale Meadows Academy	Avondale Meadows Academy	\$3,384,008.00
Avondale Meadows Middle School	Avondale Meadows Middle School	\$1,933,505.00
Vision Academy	Vision Academy	\$3,812,840.00
Bellevue Circle City	Bellevue Circle City	\$2,469,034.00
Indianapolis Public Schools	Brookside School 54	
Indianapolis Public Schools	Benjamin Harrison School 2	
Indianapolis Public Schools	Broad Ripple Middle School	
Indianapolis Public Schools	Carl Wilde School 79	
Indianapolis Public Schools	Center For Inquiry 2	
Indianapolis Public Schools	Center for Inquiry 27	
Indianapolis Public Schools	Center for Inquiry 84	
Indianapolis Public Schools	Center for Inquiry School 70	
Charles A Tindley Accelerated School	Charles A Tindley Accelerated Sch	
Tindley Genesis Academy	Tindley Genesis Academy	\$11,046,243.00
Tindley Summit Academy	Tindley Summit Academy	
Indianapolis Public Schools	Charles W Fairbanks Sch 105	
Christel House Academy South	Christel House Academy South	
		\$19,369,445
Christel House Academy West	Christel House Academy West	
Christel House Academy South	Christel House Watanabe Manual High School	
Indianapolis Public Schools	Christian Park School 82	
Circle City Prep Charter School	Circle City Prep	\$3,333,227.00
Indianapolis Public Schools	Clarence Farrington School 61	
Indianapolis Public Schools	Cold Spring School	
Indianapolis Public Schools	Crispus Attucks Medical Magnet H5	
Indianapolis Public Schools	Daniel Webster School 46	
Indianapolis Public Schools	Edison School of the Arts 47	
Indianapolis Public Schools	Eleanor Skillen School 34	
Enlace Academy	Enlace Academy	\$6,862,406.00
Indianapolis Public Schools	Ernie Pyle School 90	
Indianapolis Public Schools	Frederick Douglass School 19	
GEO Next Generation High School	GEO Next Generation High School	\$1,711,575
Indianapolis Public Schools	George W Carver School 87	
Indianapolis Public Schools	George W Julian School 57	
Indianapolis Public Schools	George Washington High School	
Global Preparatory Academy	Global Preparatory Academy	\$6,625,250.00
Indianapolis Public Schools	H L Harshman Middle School	
		\$9,694,862.00
Herron Charter	Herron High School	
		\$3,681,253.00
Herron Prep	Herron Prep	
Herron Riverside High School	Riverside High School	\$4,568,898.00
The Hope Academy	Hope Academy	\$1,374,171.00
Indianapolis Public Schools	HW Longfellow Med/STEM Magnet Middle School	
Indianapolis Public Schools	Impact Academy	
IN Math & Science Academy - North	Indiana Math & Science Academy - North	\$5,800,696.00
Indiana Math and Science Academy	Indiana Math & Science Academy - West	\$5,572,606.00
Indianapolis Metropolitan High Sch	Indianapolis Metropolitan High Sch	\$2,376,621.00
Invent Learning Hub	Invent Learning Hub	\$1,984,755.00
Indianapolis Public Schools	IPS/Butler University Laboratory School 55	
Indianapolis Public Schools	IPS/Butler University Laboratory School 60	
Irvington Community Elementary School	Irvington Community Elementary School	
Irvington Community Middle School	Irvington Community Middle School	\$8,241,784.00
Irvington Preparatory Academy	Irvington Preparatory Academy	
Indianapolis Public Schools	James A Garfield Sch 31	
J & R Phalen Leadership Academy	James and Rosemary Phalen Leadership Academy Middle School	\$3,158,629.00
PLA at George H Fisher School 93	PLA @ 93	\$4,486,273.00
James and Rosemary Phalen Leadership Academy	James and Rosemary Phalen Leadership Academy High School	\$4,207,133.00
Phalen Leadership Academy at Louis B Russell School 48	PLA @ 48	\$3,678,513.00
Phalen Leadership Academy at Francis Scott Key School 103	PLA @ 103	\$5,144,849.00
The Phalen Leadership Academies	George and Veronica Phalen Leadership Academy	\$2,480,299.00
Promise Prep	Promise Prep	\$1,475,153.00
Indianapolis Public Schools	James Russell Lowell School 51	
Indianapolis Public Schools	James Whitcomb Riley School 43	
Indianapolis Public Schools	Jonathan Jennings School 109	
KIPP Indy College Preparatory	KIPP Indy College Prep Middle	\$3,612,607.00
KIPP Indy Legacy High	KIPP Indy Legacy High	\$3,110,920.00
KIPP Indy Unite Elementary	KIPP Indy Unite Elementary	\$7,170,678.00
Indianapolis Public Schools	Lew Wallace School 107	
Liberty Grove Schools	Liberty Grove	\$2,693,787.00

Matchbook Learning	The Match	
Matchbook Learning	Matchbook Learning at Wendell Phillips School 63	\$6,673,717.00
Indianapolis Public Schools	Meredith Nicholson School 96	
Indianapolis Public Schools	Merle Sidener Gifted Academy	
Monarca Academy	Monarca Academy	\$721,484.00
Indianapolis Public Schools	Northwest Community Middle School	
Paramount Cottage Home	Paramount Cottage Home	\$2,717,466.00
Paramount Englewood	Paramount Englewood	\$1,995,347.00
Paramount School Of Excellence Inc.	Paramount School of Excellence - Brookside	\$5,121,297.00
pilotED Schools	pilotED Schools: Bethel Park	\$2,004,407.00
Purdue Polytechnic High Sch North	Purdue Polytechnic High Sch North	\$1,971,063.00
Purdue Polytechnic High School Ind	Purdue Polytechnic High School Ind	\$3,701,510.00
Indianapolis Public Schools	Ralph Waldo Emerson School 58	
Indianapolis Public Schools	Robert Lee Frost School 106	
Rooted School Indy	Rooted School Indy	\$1,417,212.00
Indianapolis Public Schools	Rousseau McClellan School 91	
SE Neighborhood Sch of Excellence	SE Neighborhood Sch of Excellence	\$6,778,119.00
Indianapolis Public Schools	Shortridge High School	
The PATH School	The PATH School at School 67	\$5,188,493.00
Indianapolis Public Schools	Theodore Potter School 74	
Indianapolis Public Schools	Thomas D Gregg School 15	
Indianapolis Public Schools	Thrival Academy	
Victory College Preparatory Academy	Victory College Prep (Indpls Lighthouse Charter School)	\$10,355,843.00
Indianapolis Public Schools	Washington Irving School 14	
Indianapolis Public Schools	William McKinley School 39	
Indianapolis Public Schools	William Penn School 49	
OEI		\$200,313,774.00
ISCB		\$4,451,417.20
Trine		/XX
Closed after 24-25		/XX
		N/A
		N/A

Corp Name	Schl Name	Total Facility Costs (including leases or debt service) ie: Occupancy Costs (both direct & in kind), Lease Expense, and Rent
ACE Preparatory Academy	ACE Preparatory Academy	\$380,732.00
Adelante at Emma Donnan	Adelante at Emma Donnan	\$3,173,613.00
Allegiant Preparatory Academy	Allegiant Preparatory Academy	\$150,592.00
		\$817,120.00
Andrew J Brown Academy	Andrew J Brown Academy	
Indianapolis Public Schools	Anna Brochhausen School 88	
Indianapolis Public Schools	Arlington Community Middle School	
Indianapolis Public Schools	Arlington Woods Elementary School 99 (sankofa)	
Indianapolis Public Schools	Arsenal Technical High School	
Avondale Meadows Academy	Avondale Meadows Academy	\$180,024.00
Avondale Meadows Middle School	Avondale Meadows Middle School	\$147,227.00
Vision Academy	Vision Academy	\$206,333.00
Believe Circle City	Believe Circle City	\$185,919.00
Indianapolis Public Schools	Brookside School 54	
Indianapolis Public Schools	Benjamin Harrison School 2	
Indianapolis Public Schools	Broad Ripple Middle School	
Indianapolis Public Schools	Carl Wilde School 79	
Indianapolis Public Schools	Center For Inquiry 2	
Indianapolis Public Schools	Center for Inquiry 27	
Indianapolis Public Schools	Center for Inquiry 84	
Indianapolis Public Schools	Center for Inquiry School 70	
Charles A Tindley Accelerated School	Charles A Tindley Accelerated Sch	
Tindley Genesis Academy	Tindley Genesis Academy	\$1,374,031.00
Tindley Summit Academy	Tindley Summit Academy	
Indianapolis Public Schools	Charles W Fairbanks Sch 105	
Christel House Academy South	Christel House Academy South	
		\$8,869,193.00
Christel House Academy West	Christel House Academy West	
Christel House Academy South	Christel House Watanabe Manual High School	
Indianapolis Public Schools	Christian Park School 82	
Circle City Prep Charter School	Circle City Prep	\$363,448.00
Indianapolis Public Schools	Clarence Farrington School 61	
Indianapolis Public Schools	Cold Spring School	
Indianapolis Public Schools	Crispus Attucks Medical Magnet H5	
Indianapolis Public Schools	Daniel Webster School 46	
Indianapolis Public Schools	Edison School of the Arts 47	
Indianapolis Public Schools	Eleanor Skillen School 34	
Enlace Academy	Enlace Academy	\$2,199,697.00
Indianapolis Public Schools	Ernie Pyle School 90	
Indianapolis Public Schools	Frederick Douglass School 19	
GEO Next Generation High School	GEO Next Generation High School	\$598,625.00
Indianapolis Public Schools	George W Carver School 87	
Indianapolis Public Schools	George W Julian School 57	
Indianapolis Public Schools	George Washington High School	
Global Preparatory Academy	Global Preparatory Academy	\$1,256,001.00
Indianapolis Public Schools	H L Harshman Middle School	
		\$828,703
Herron Charter	Herron High School	
Herron Prep	Herron Prep	\$321,766
Herron Riverside High School	Riverside High School	\$499,860.00
The Hope Academy	Hope Academy	\$188,485.00
Indianapolis Public Schools	HW Longfellow Med/STEM Magnet Middle School	
Indianapolis Public Schools	Impact Academy	
IN Math & Science Academy - North	Indiana Math & Science Academy - North	\$336,782.00
Indiana Math and Science Academy	Indiana Math & Science Academy - West	\$294,735.00
Indianapolis Metropolitan High Sch	Indianapolis Metropolitan High Sch	\$842,420.00
Invent Learning Hub	Invent Learning Hub	\$123,749.00
Indianapolis Public Schools	IPS/Butler University Laboratory School 55	
Indianapolis Public Schools	IPS/Butler University Laboratory School 60	
Irvington Community Elementary School	Irvington Community Elementary School	
Irvington Community Middle School	Irvington Community Middle School	\$1,211,406.00
Irvington Preparatory Academy	Irvington Preparatory Academy	
Indianapolis Public Schools	James A Garfield Sch 31	
J & R Phalen Leadership Academy	James and Rosemary Phalen Leadership Academy Middle School	\$193,364.00
PLA at George H Fisher School 93	PLA @ 93	\$734,497.00
James and Rosemary Phalen Leadership Academy	James and Rosemary Phalen Leadership Academy High School	\$344,254.00
Phalen Leadership Academy at Louis B Russell School 48	PLA @ 48	\$1,052,877.00
Phalen Leadership Academy at Francis Scott Key School 103	PLA @ 103	\$1,197,070.00
The Phalen Leadership Academies	George and Veronica Phalen Leadership Academy	\$0.00
Promise Prep	Promise Prep	\$167,087.00
Indianapolis Public Schools	James Russell Lowell School 51	
Indianapolis Public Schools	James Whitcomb Riley School 43	
Indianapolis Public Schools	Jonathan Jennings School 109	
KIPP Indy College Preparatory	KIPP Indy College Prep Middle	\$1,793,077.00
KIPP Indy Legacy High	KIPP Indy Legacy High	\$490,078.00
KIPP Indy Unite Elementary	KIPP Indy Unite Elementary	\$1,999,995.00
Indianapolis Public Schools	Lew Wallace School 107	
Liberty Grove Schools	Liberty Grove	\$1,788,182.00



Matchbook Learning	The Match	
Matchbook Learning	Matchbook Learning at Wendell Phillips School 63	\$1,349,931.00
Indianapolis Public Schools	Meredith Nicholson School 96	
Indianapolis Public Schools	Merle Sidener Gifted Academy	
Monarca Academy	Monarca Academy	\$933,618.00
Indianapolis Public Schools	Northwest Community Middle School	
Paramount Cottage Home	Paramount Cottage Home	\$159,995.00
Paramount Englewood	Paramount Englewood	\$560,113.00
Paramount School Of Excellence Inc.	Paramount School of Excellence - Brookside	\$277,525.00
pilotED Schools	pilotED Schools: Bethel Park	\$340,786.00
Purdue Polytechnic High Sch North	Purdue Polytechnic High Sch North	\$2,231,190.00
Purdue Polytechnic High School Ind	Purdue Polytechnic High School Ind	\$972,237.00
Indianapolis Public Schools	Ralph Waldo Emerson School 58	
Indianapolis Public Schools	Robert Lee Frost School 106	
Rooted School Indy	Rooted School Indy	\$86,505.00
Indianapolis Public Schools	Rousseau McClellan School 91	
SE Neighborhood Sch of Excellence	SE Neighborhood Sch of Excellence	\$258,945.00
Indianapolis Public Schools	Shortridge High School	
The PATH School	The PATH School at School 67	\$2,578,067.00
Indianapolis Public Schools	Theodore Potter School 71	
Indianapolis Public Schools	Thomas D Gregg School 15	
Indianapolis Public Schools	Thrival Academy	
Victory College Preparatory Academy	Victory College Prep (Indpls Lighthouse Charter School)	\$1,998,179.00
Indianapolis Public Schools	Washington Irving School 14	
Indianapolis Public Schools	William McKinley School 39	
Indianapolis Public Schools	William Penn School 49	
		\$46,058,033.00
OEI		\$1,001,261.59
ISCB		/XX
Trine		/XX
Closed after 24-25		N/A
		N/A

Corp Name	Schl Name	Remaining Lease Obligation (IPS = N/A OR Remaining Long-term portion of operating lease if applicable?)
ACE Preparatory Academy	ACE Preparatory Academy	\$3,218,661.00
Adelante at Emma Donnan	Adelante at Emma Donnan	N/A
Allegiant Preparatory Academy	Allegiant Preparatory Academy	\$276,881.00
		N/A
Andrew J Brown Academy	Andrew J Brown Academy	
Indianapolis Public Schools	Anna Brochhausen School 88	
Indianapolis Public Schools	Arlington Community Middle School	
Indianapolis Public Schools	Arlington Woods Elementary School 99 (sankofa)	
Indianapolis Public Schools	Arsenal Technical High School	
Avondale Meadows Academy	Avondale Meadows Academy	
Avondale Meadows Middle School	Avondale Meadows Middle School	N/A
Vision Academy	Vision Academy	
Bellevue Circle City	Bellevue Circle City	N/A
Indianapolis Public Schools	Brookside School 54	
Indianapolis Public Schools	Benjamin Harrison School 2	
Indianapolis Public Schools	Broad Ripple Middle School	
Indianapolis Public Schools	Carl Wilde School 79	
Indianapolis Public Schools	Center For Inquiry 2	
Indianapolis Public Schools	Center for Inquiry 27	
Indianapolis Public Schools	Center for Inquiry 84	
Indianapolis Public Schools	Center for Inquiry School 70	
Charles A Tindley Accelerated School	Charles A Tindley Accelerated Sch	\$3,677,019.00
Tindley Genesis Academy	Tindley Genesis Academy	\$4,902,691.00
Tindley Summit Academy	Tindley Summit Academy	\$3,677,019.00
Indianapolis Public Schools	Charles W Fairbanks Sch 105	
Christel House Academy South	Christel House Academy South	N/A
		Unsure what the remaining lease obligation looks like (\$750,000 each year for the remaining 13 years?)
Christel House Academy West	Christel House Academy West	
Christel House Academy South	Christel House Watanabe Manual High School	N/A
Indianapolis Public Schools	Christian Park School 82	
Circle City Prep Charter School	Circle City Prep	N/A
Indianapolis Public Schools	Clarence Farrington School 61	
Indianapolis Public Schools	Cold Spring School	
Indianapolis Public Schools	Crispus Attucks Medical Magnet H5	
Indianapolis Public Schools	Daniel Webster School 46	
Indianapolis Public Schools	Edison School of the Arts 47	
Indianapolis Public Schools	Eleanor Skillen School 34	
Enlace Academy	Enlace Academy	N/A
Indianapolis Public Schools	Ernie Pyle School 90	
Indianapolis Public Schools	Frederick Douglass School 19	
GEO Next Generation High School	GEO Next Generation High School	\$521,000.00
Indianapolis Public Schools	George W Carver School 87	
Indianapolis Public Schools	George W Julian School 57	
Indianapolis Public Schools	George Washington High School	
Global Preparatory Academy	Global Preparatory Academy	N/A
Indianapolis Public Schools	H L Harshman Middle School	
		N/A
Herron Charter	Herron High School	
Herron Prep	Herron Prep	
Herron Riverside High School	Riverside High School	
The Hope Academy	Hope Academy	1,027,784
Indianapolis Public Schools	HW Longfellow Med/STEM Magnet Middle School	
Indianapolis Public Schools	Impact Academy	
IN Math & Science Academy - North	Indiana Math & Science Academy - North	N/A
Indiana Math and Science Academy	Indiana Math & Science Academy - West	N/A
Indianapolis Metropolitan High Sch	Indianapolis Metropolitan High Sch	\$5,534.00
Invent Learning Hub	Invent Learning Hub	N/A
Indianapolis Public Schools	IPS/Butler University Laboratory School 55	
Indianapolis Public Schools	IPS/Butler University Laboratory School 60	
Irvington Community Elementary School	Irvington Community Elementary School	
Irvington Community Middle School	Irvington Community Middle School	N/A
Irvington Preparatory Academy	Irvington Preparatory Academy	
Indianapolis Public Schools	James A Garfield Sch 31	
J & R Phalen Leadership Academy	James and Rosemary Phalen Leadership Academy Middle School	\$2,609.00
PLA at George H Fisher School 93	PLA @ 93	\$0.00
James and Rosemary Phalen Leadership Academy	James and Rosemary Phalen Leadership Academy High School	\$0.00
Phalen Leadership Academy at Louis B Russell School 48	PLA @ 48	\$0.00
Phalen Leadership Academy at Francis Scott Key School 103	PLA @ 103	\$0.00
The Phalen Leadership Academies	George and Veronica Phalen Leadership Academy	\$0.00
Promise Prep	Promise Prep	\$1,005,475.00
Indianapolis Public Schools	James Russell Lowell School 51	
Indianapolis Public Schools	James Whitcomb Riley School 43	
Indianapolis Public Schools	Jonathan Jennings School 109	
KIPP Indy College Preparatory	KIPP Indy College Prep Middle	\$2,250.00
KIPP Indy Legacy High	KIPP Indy Legacy High	\$2,382.00
KIPP Indy Unite Elementary	KIPP Indy Unite Elementary	\$4,084.00
Indianapolis Public Schools	Lew Wallace School 107	
Liberty Grove Schools	Liberty Grove	N/A

Matchbook Learning	The Match	
Matchbook Learning	Matchbook Learning at Wendell Phillips School 63	N/A
Indianapolis Public Schools	Meredith Nicholson School 96	
Indianapolis Public Schools	Merle Sidener Gifted Academy	
Monarca Academy	Monarca Academy	N/A
Indianapolis Public Schools	Northwest Community Middle School	
Paramount Cottage Home	Paramount Cottage Home	\$0.00
Paramount Englewood	Paramount Englewood	\$1,409,933.00
Paramount School Of Excellence Inc.	Paramount School of Excellence - Brookside	\$0.00
pilotED Schools	pilotED Schools: Bethel Park	\$2,176,252.00
Purdue Polytechnic High Sch North	Purdue Polytechnic High Sch North	\$2,261.00
Purdue Polytechnic High School Ind	Purdue Polytechnic High School Ind	\$1,995,347.00
Indianapolis Public Schools	Ralph Waldo Emerson School 58	
Indianapolis Public Schools	Robert Lee Frost School 106	
Rooted School Indy	Rooted School Indy	\$111,112.00
Indianapolis Public Schools	Rousseau McClellan School 91	
SE Neighborhood Sch of Excellence	SE Neighborhood Sch of Excellence	N/A
Indianapolis Public Schools	Shortridge High School	
The PATH School	The PATH School at School 67	N/A
Indianapolis Public Schools	Theodore Potter School 74	
Indianapolis Public Schools	Thomas D Gregg School 15	
Indianapolis Public Schools	Thrival Academy	
Victory College Preparatory Academy	Victory College Prep (Indpls Lighthouse Charter School)	N/A
Indianapolis Public Schools	Washington Irving School 14	
Indianapolis Public Schools	William McKinley School 39	
Indianapolis Public Schools	William Penn School 49	
		\$24,018,307.00
OEI		N/A
ISCB		/XX
Trine		/XX
Closed after 24-25		N/A
		N/A

Corp Name	Schl Name	Total Revenue (Total Revenue & Support) which includes both in-kind and direct revenues
ACE Preparatory Academy	ACE Preparatory Academy	\$1,663,448.00
Adelante at Emma Donnan	Adelante at Emma Donnan	\$11,123,114.00
Allegiant Preparatory Academy	Allegiant Preparatory Academy	\$2,564,344.00
		\$10,412,676.00
Andrew J Brown Academy	Andrew J Brown Academy	
Indianapolis Public Schools	Anna Brochhausen School 88	
Indianapolis Public Schools	Arlington Community Middle School	
Indianapolis Public Schools	Arlington Woods Elementary School 99 (sankofa)	
Indianapolis Public Schools	Arsenal Technical High School	
Avondale Meadows Academy	Avondale Meadows Academy	\$5,521,961.00
Avondale Meadows Middle School	Avondale Meadows Middle School	\$3,434,302.00
Vision Academy	Vision Academy	\$6,680,014.00
Bellevue Circle City	Bellevue Circle City	\$4,847,962.00
Indianapolis Public Schools	Brookside School 54	
Indianapolis Public Schools	Benjamin Harrison School 2	
Indianapolis Public Schools	Broad Ripple Middle School	
Indianapolis Public Schools	Carl Wilde School 79	
Indianapolis Public Schools	Center For Inquiry 2	
Indianapolis Public Schools	Center for Inquiry 27	
Indianapolis Public Schools	Center for Inquiry 84	
Indianapolis Public Schools	Center for Inquiry School 70	
Charles A Tindley Accelerated School	Charles A Tindley Accelerated Sch	\$9,520,559.00
Tindley Genesis Academy	Tindley Genesis Academy	\$3,357,359
Tindley Summit Academy	Tindley Summit Academy	\$3,203,747
Indianapolis Public Schools	Charles W Fairbanks Sch 105	
Christel House Academy South	Christel House Academy South	\$11,127,592.00
		\$8,038,570.00
Christel House Academy West	Christel House Academy West	
Christel House Academy South	Christel House Watanabe Manual High School	\$9,383,507.00
Indianapolis Public Schools	Christian Park School 82	
Circle City Prep Charter School	Circle City Prep	\$6,223,004.00
Indianapolis Public Schools	Clarence Farrington School 61	
Indianapolis Public Schools	Cold Spring School	
Indianapolis Public Schools	Crispus Attucks Medical Magnet H5	
Indianapolis Public Schools	Daniel Webster School 46	
Indianapolis Public Schools	Edison School of the Arts 47	
Indianapolis Public Schools	Eleanor Skillen School 34	
Enlace Academy	Enlace Academy	\$13,283,699.00
Indianapolis Public Schools	Ernie Pyle School 90	
Indianapolis Public Schools	Frederick Douglass School 19	
GEO Next Generation High School	GEO Next Generation High School	\$3,873,206.00
Indianapolis Public Schools	George W Carver School 87	
Indianapolis Public Schools	George W Julian School 57	
Indianapolis Public Schools	George Washington High School	
Global Preparatory Academy	Global Preparatory Academy	\$14,579,980.00
Indianapolis Public Schools	H L Harshman Middle School	
		\$14,294,209.00
Herron Charter	Herron High School	
Herron Prep	Herron Prep	\$5,758,314.00
Herron Riverside High School	Riverside High School	\$6,312,262.00
The Hope Academy	Hope Academy	\$2,316,802.00
Indianapolis Public Schools	HW Longfellow Med/STEM Magnet Middle School	
Indianapolis Public Schools	Impact Academy	
IN Math & Science Academy - North	Indiana Math & Science Academy - North	\$10,381,496.00
Indiana Math and Science Academy	Indiana Math & Science Academy - West	\$8,746,279.00
Indianapolis Metropolitan High Sch	Indianapolis Metropolitan High Sch	\$5,548,368.00
Invent Learning Hub	Invent Learning Hub	\$3,794,168.00
Indianapolis Public Schools	IPS/Butler University Laboratory School 55	
Indianapolis Public Schools	IPS/Butler University Laboratory School 60	
Irvington Community Elementary School	Irvington Community Elementary School	
Irvington Community Middle School	Irvington Community Middle School	\$14,334,596.00
Irvington Preparatory Academy	Irvington Preparatory Academy	
Indianapolis Public Schools	James A Garfield Sch 31	
J & R Phalen Leadership Academy	James and Rosemary Phalen Leadership Academy Middle School	\$4,734,820.00
PLA at George H Fisher School 93	PLA @ 93	\$8,807,080.00
James and Rosemary Phalen Leadership Academy	James and Rosemary Phalen Leadership Academy High School	\$7,746,156.00
Phalen Leadership Academy at Louis B Russell School 48	PLA @ 48	\$7,170,538.00
Phalen Leadership Academy at Francis Scott Key School 103	PLA @ 103	\$12,443,276.00
The Phalen Leadership Academies	George and Veronica Phalen Leadership Academy	\$3,394,613.00
Promise Prep	Promise Prep	\$1,659,045.00
Indianapolis Public Schools	James Russell Lowell School 51	
Indianapolis Public Schools	James Whitcomb Riley School 43	
Indianapolis Public Schools	Jonathan Jennings School 109	
KIPP Indy College Preparatory	KIPP Indy College Prep Middle	\$9,936,885.00
KIPP Indy Legacy High	KIPP Indy Legacy High	\$6,845,129.00
KIPP Indy Unite Elementary	KIPP Indy Unite Elementary	\$15,626,597.00
Indianapolis Public Schools	Lew Wallace School 107	
Liberty Grove Schools	Liberty Grove	\$7,289,867.00

Matchbook Learning	The Match	
Matchbook Learning	Matchbook Learning at Wendell Phillips School 63	\$17,689,166.00
Indianapolis Public Schools	Meredith Nicholson School 96	
Indianapolis Public Schools	Merle Sidener Gifted Academy	
Monarca Academy	Monarca Academy	\$2,686,897.00
Indianapolis Public Schools	Northwest Community Middle School	
Paramount Cottage Home	Paramount Cottage Home	\$4,683,313.00
Paramount Englewood	Paramount Englewood	\$3,232,744.00
Paramount School Of Excellence Inc.	Paramount School of Excellence - Brookside	\$11,519,941.00
pilotED Schools	pilotED Schools: Bethel Park	\$3,183,825.00
Purdue Polytechnic High Sch North	Purdue Polytechnic High Sch North	\$4,982,907.00
Purdue Polytechnic High School Ind	Purdue Polytechnic High School Ind	\$1,995,347.00
Indianapolis Public Schools	Ralph Waldo Emerson School 58	
Indianapolis Public Schools	Robert Lee Frost School 106	
Rooted School Indy	Rooted School Indy	\$2,819,897.00
Indianapolis Public Schools	Rousseau McClellan School 91	
SE Neighborhood Sch of Excellence	SE Neighborhood Sch of Excellence	\$9,067,433.00
Indianapolis Public Schools	Shortridge High School	
The PATH School	The PATH School at School 67	\$13,661,072.00
Indianapolis Public Schools	Theodore Potter School 74	
Indianapolis Public Schools	Thomas D Gregg School 15	
Indianapolis Public Schools	Thrival Academy	
Victory College Preparatory Academy	Victory College Prep (Indpls Lighthouse Charter School)	\$18,071,924.00
Indianapolis Public Schools	Washington Irving School 14	
Indianapolis Public Schools	William McKinley School 39	
Indianapolis Public Schools	William Penn School 49	
		\$379,604,013.00
OEI		\$7,592,080.26
ISCB		/XX
Trine		/XX
Closed after 24-25		N/A
		N/A

Corp Name	Schl Name	Total Expenditures (Total Expenses) which includes both in-kind and direct expenses
ACE Preparatory Academy	ACE Preparatory Academy	\$2,058,220.00
Adelante at Emma Donnan	Adelante at Emma Donnan	\$10,354,354.00
Allegiant Preparatory Academy	Allegiant Preparatory Academy	\$2,323,770.00
		\$10,506,915.00
Andrew J Brown Academy	Andrew J Brown Academy	
Indianapolis Public Schools	Anna Brochhausen School 88	
Indianapolis Public Schools	Arlington Community Middle School	
Indianapolis Public Schools	Arlington Woods Elementary School 99 (sankofa)	
Indianapolis Public Schools	Arsenal Technical High School	
Avondale Meadows Academy	Avondale Meadows Academy	\$5,491,078.00
Avondale Meadows Middle School	Avondale Meadows Middle School	\$3,402,501.00
Vision Academy	Vision Academy	\$6,649,166.00
Believe Circle City	Believe Circle City	\$5,898,603.00
Indianapolis Public Schools	Brookside School 54	
Indianapolis Public Schools	Benjamin Harrison School 2	
Indianapolis Public Schools	Broad Ripple Middle School	
Indianapolis Public Schools	Carl Wilde School 79	
Indianapolis Public Schools	Center For Inquiry 2	
Indianapolis Public Schools	Center for Inquiry 27	
Indianapolis Public Schools	Center for Inquiry 84	
Indianapolis Public Schools	Center for Inquiry School 70	
Charles A Tindley Accelerated School	Charles A Tindley Accelerated Sch	\$5,788,590.00
Tindley Genesis Academy	Tindley Genesis Academy	\$5,893,959
Tindley Summit Academy	Tindley Summit Academy	\$4,363,005
Indianapolis Public Schools	Charles W Fairbanks Sch 105	
Christel House Academy South	Christel House Academy South	\$10,368,820.00
		\$6,695,023.00
Christel House Academy West	Christel House Academy West	
Christel House Academy South	Christel House Watanabe Manual High School	\$8,718,201.00
Indianapolis Public Schools	Christian Park School 82	
Circle City Prep Charter School	Circle City Prep	\$5,720,752.00
Indianapolis Public Schools	Clarence Farrington School 61	
Indianapolis Public Schools	Cold Spring School	
Indianapolis Public Schools	Crispus Attucks Medical Magnet H5	
Indianapolis Public Schools	Daniel Webster School 46	
Indianapolis Public Schools	Edison School of the Arts 47	
Indianapolis Public Schools	Eleanor Skillen School 34	
Enlace Academy	Enlace Academy	\$13,018,316.00
Indianapolis Public Schools	Ernie Pyle School 90	
Indianapolis Public Schools	Frederick Douglass School 19	
GEO Next Generation High School	GEO Next Generation High School	\$4,166,097.00
Indianapolis Public Schools	George W Carver School 87	
Indianapolis Public Schools	George W Julian School 57	
Indianapolis Public Schools	George Washington High School	
Global Preparatory Academy	Global Preparatory Academy	\$12,905,286.00
Indianapolis Public Schools	H L Harshman Middle School	
		\$13,742,421.00
Herron Charter	Herron High School	
		\$5,183,477.00
Herron Prep	Herron Prep	
Herron Riverside High School	Riverside High School	\$8,391,536.00
The Hope Academy	Hope Academy	\$2,381,800.00
Indianapolis Public Schools	HW Longfellow Med/STEM Magnet Middle School	
Indianapolis Public Schools	Impact Academy	
IN Math & Science Academy - North	Indiana Math & Science Academy - North	\$10,447,247.00
Indiana Math and Science Academy	Indiana Math & Science Academy - West	\$8,411,338.00
Indianapolis Metropolitan High Sch	Indianapolis Metropolitan High Sch	\$5,162,725.00
Invent Learning Hub	Invent Learning Hub	\$3,516,110.00
Indianapolis Public Schools	IPS/Butler University Laboratory School 55	
Indianapolis Public Schools	IPS/Butler University Laboratory School 60	
Irvington Community Elementary School	Irvington Community Elementary School	
Irvington Community Middle School	Irvington Community Middle School	\$14,277,870.00
Irvington Preparatory Academy	Irvington Preparatory Academy	
Indianapolis Public Schools	James A Garfield Sch 31	
J & R Phalen Leadership Academy	James and Rosemary Phalen Leadership Academy Middle School	\$5,094,548.00
PLA at George H Fisher School 93	PLA @ 93	\$8,188,678.00
James and Rosemary Phalen Leadership Academy	James and Rosemary Phalen Leadership Academy High School	\$7,910,572.00
Phalen Leadership Academy at Louis B Russell School 48	PLA @ 48	\$7,024,244.00
Phalen Leadership Academy at Francis Scott Key School 103	PLA @ 103	\$10,144,912.00
The Phalen Leadership Academies	George and Veronica Phalen Leadership Academy	\$4,383,191.00
Promise Prep	Promise Prep	\$2,470,705.00
Indianapolis Public Schools	James Russell Lowell School 51	
Indianapolis Public Schools	James Whitcomb Riley School 43	
Indianapolis Public Schools	Jonathan Jennings School 109	
KIPP Indy College Preparatory	KIPP Indy College Prep Middle	\$8,443,450.00
KIPP Indy Legacy High	KIPP Indy Legacy High	\$7,315,711.00
KIPP Indy Unite Elementary	KIPP Indy Unite Elementary	\$14,182,238.00
Indianapolis Public Schools	Lew Wallace School 107	
Liberty Grove Schools	Liberty Grove	\$6,065,503.00



Matchbook Learning	The Match	
Matchbook Learning	Matchbook Learning at Wendell Phillips School 63	\$13,352,238.00
Indianapolis Public Schools	Meredith Nicholson School 96	
Indianapolis Public Schools	Merle Sidener Gifted Academy	
Monarca Academy	Monarca Academy	\$2,929,363.00
Indianapolis Public Schools	Northwest Community Middle School	
Paramount Cottage Home	Paramount Cottage Home	\$4,262,186.00
Paramount Englewood	Paramount Englewood	\$3,110,986.00
Paramount School Of Excellence Inc.	Paramount School of Excellence - Brookside	\$7,963,122.00
pilotED Schools	pilotED Schools: Bethel Park	\$3,515,584.00
Purdue Polytechnic High Sch North	Purdue Polytechnic High Sch North	\$4,628,268.00
Purdue Polytechnic High School Ind	Purdue Polytechnic High School Ind	\$1,995,347.00
Indianapolis Public Schools	Ralph Waldo Emerson School 58	
Indianapolis Public Schools	Robert Lee Frost School 106	
Rooted School Indy	Rooted School Indy	\$2,985,800.00
Indianapolis Public Schools	Rousseau McClellan School 91	
SE Neighborhood Sch of Excellence	SE Neighborhood Sch of Excellence	\$9,691,389.00
Indianapolis Public Schools	Shortridge High School	
The PATH School	The PATH School at School 67	\$12,263,421.00
Indianapolis Public Schools	Theodore Potter School 74	
Indianapolis Public Schools	Thomas D Gregg School 15	
Indianapolis Public Schools	Thrival Academy	
Victory College Preparatory Academy	Victory College Prep (Indpls Lighthouse Charter School)	\$16,881,331.00
Indianapolis Public Schools	Washington Irving School 14	
Indianapolis Public Schools	William McKinley School 39	
Indianapolis Public Schools	William Penn School 49	
		\$360,939,967.00
OEI		\$7,218,799.34
ISCB		/XX
Trine		/XX
Closed after 24-25		N/A
		N/A

Corp Name	Schl Name	2023-2024 Enrollment (Fall 23' ADMs + ICSB AR Enrollment)
ACE Preparatory Academy	ACE Preparatory Academy	117
Adelante at Emma Donnan	Adelante at Emma Donnan	441
Allegiant Preparatory Academy	Allegiant Preparatory Academy	154
		590
Andrew J Brown Academy	Andrew J Brown Academy	
Indianapolis Public Schools	Anna Brochhausen School 88	
Indianapolis Public Schools	Arlington Community Middle School	
Indianapolis Public Schools	Arlington Woods Elementary School 99 (sankofa)	
Indianapolis Public Schools	Arsenal Technical High School	
Avondale Meadows Academy	Avondale Meadows Academy	315
Avondale Meadows Middle School	Avondale Meadows Middle School	201
Vision Academy	Vision Academy	396
Bellevue Circle City	Bellevue Circle City	279
Indianapolis Public Schools	Brookside School 54	
Indianapolis Public Schools	Benjamin Harrison School 2	
Indianapolis Public Schools	Broad Ripple Middle School	
Indianapolis Public Schools	Carl Wilde School 79	
Indianapolis Public Schools	Center For Inquiry 2	
Indianapolis Public Schools	Center for Inquiry 27	
Indianapolis Public Schools	Center for Inquiry 84	
Indianapolis Public Schools	Center for Inquiry School 70	
Charles A Tindley Accelerated School	Charles A Tindley Accelerated Sch	353
Tindley Genesis Academy	Tindley Genesis Academy	397
Tindley Summit Academy	Tindley Summit Academy	225
Indianapolis Public Schools	Charles W Fairbanks Sch 105	
Christel House Academy South	Christel House Academy South	514
		491
Christel House Academy West	Christel House Academy West	
Christel House Academy South	Christel House Watanabe Manual High School	420
Indianapolis Public Schools	Christian Park School 82	
Circle City Prep Charter School	Circle City Prep	338
Indianapolis Public Schools	Clarence Farrington School 61	
Indianapolis Public Schools	Cold Spring School	
Indianapolis Public Schools	Crispus Attucks Medical Magnet H5	
Indianapolis Public Schools	Daniel Webster School 46	
Indianapolis Public Schools	Edison School of the Arts 47	
Indianapolis Public Schools	Eleanor Skillen School 34	
Enlace Academy	Enlace Academy	676
Indianapolis Public Schools	Ernie Pyle School 90	
Indianapolis Public Schools	Frederick Douglass School 19	
GEO Next Generation High School	GEO Next Generation High School	222
Indianapolis Public Schools	George W Carver School 87	
Indianapolis Public Schools	George W Julian School 57	
Indianapolis Public Schools	George Washington High School	
Global Preparatory Academy	Global Preparatory Academy	654
Indianapolis Public Schools	H L Harshman Middle School	
		997
Herron Charter	Herron High School	
		312
Herron Prep	Herron Prep	
Herron Riverside High School	Riverside High School	397
The Hope Academy	Hope Academy	40
Indianapolis Public Schools	HW Longfellow Med/STEM Magnet Middle School	
Indianapolis Public Schools	Impact Academy	
IN Math & Science Academy - North	Indiana Math & Science Academy - North	658
Indiana Math and Science Academy	Indiana Math & Science Academy - West	551
Indianapolis Metropolitan High Sch	Indianapolis Metropolitan High Sch	250
Invent Learning Hub	Invent Learning Hub	179
Indianapolis Public Schools	IPS/Butler University Laboratory School 55	
Indianapolis Public Schools	IPS/Butler University Laboratory School 60	
Irvington Community Elementary School	Irvington Community Elementary School	
Irvington Community Middle School	Irvington Community Middle School	922
Irvington Preparatory Academy	Irvington Preparatory Academy	
Indianapolis Public Schools	James A Garfield Sch 31	
J & R Phalen Leadership Academy	James and Rosemary Phalen Leadership Academy Middle School	266
PLA at George H Fisher School 93	PLA @ 93	412
James and Rosemary Phalen Leadership Academy	James and Rosemary Phalen Leadership Academy High School	748
Phalen Leadership Academy at Louis B Russell School 48	PLA @ 48	270
Phalen Leadership Academy at Francis Scott Key School 103	PLA @ 103	629
The Phalen Leadership Academies	George and Veronica Phalen Leadership Academy	181
Promise Prep	Promise Prep	97
Indianapolis Public Schools	James Russell Lowell School 51	
Indianapolis Public Schools	James Whitcomb Riley School 43	
Indianapolis Public Schools	Jonathan Jennings School 109	
KIPP Indy College Preparatory	KIPP Indy College Prep Middle	373
KIPP Indy Legacy High	KIPP Indy Legacy High	391
KIPP Indy Unite Elementary	KIPP Indy Unite Elementary	714
Indianapolis Public Schools	Lew Wallace School 107	
Liberty Grove Schools	Liberty Grove	203

Matchbook Learning	The Match	
Matchbook Learning	Matchbook Learning at Wendell Phillips School 63	642
Indianapolis Public Schools	Meredith Nicholson School 96	
Indianapolis Public Schools	Merle Sidener Gifted Academy	
Monarca Academy	Monarca Academy	99
Indianapolis Public Schools	Northwest Community Middle School	
Paramount Cottage Home	Paramount Cottage Home	359
Paramount Englewood	Paramount Englewood	229
Paramount School Of Excellence Inc.	Paramount School of Excellence - Brookside	856
pilotED Schools	pilotED Schools: Bethel Park	215
Purdue Polytechnic High Sch North	Purdue Polytechnic High Sch North	262
Purdue Polytechnic High School Ind	Purdue Polytechnic High School Ind	578
Indianapolis Public Schools	Ralph Waldo Emerson School 58	
Indianapolis Public Schools	Robert Lee Frost School 106	
Rooted School Indy	Rooted School Indy	158
Indianapolis Public Schools	Rousseau McClellan School 91	
SE Neighborhood Sch of Excellence	SE Neighborhood Sch of Excellence	583
Indianapolis Public Schools	Shortridge High School	
The PATH School	The PATH School at School 67	591
Indianapolis Public Schools	Theodore Potter School 74	
Indianapolis Public Schools	Thomas D Gregg School 15	
Indianapolis Public Schools	Thrival Academy	
Victory College Preparatory Academy	Victory College Prep (Indpls Lighthouse Charter School)	1022
Indianapolis Public Schools	Washington Irving School 14	
Indianapolis Public Schools	William McKinley School 39	
Indianapolis Public Schools	William Penn School 49	
		20967
OEI		N/A
ISCB		/XX
Trine		/XX
Closed after 24-25		N/A
		N/A

Corp Name	Schl Name	Per Pupil Facility Expense Estimate (Occupancy Costs / Fall 2023 ADM?)
ACE Preparatory Academy	ACE Preparatory Academy	\$3,254.12
Adelante at Emma Donnan	Adelante at Emma Donnan	\$7,196.40
Allegiant Preparatory Academy	Allegiant Preparatory Academy	\$977.87
		\$1,384.95
Andrew J Brown Academy	Andrew J Brown Academy	
Indianapolis Public Schools	Anna Brochhausen School 88	
Indianapolis Public Schools	Arlington Community Middle School	
Indianapolis Public Schools	Arlington Woods Elementary School 99 (sankofa)	
Indianapolis Public Schools	Arsenal Technical High School	
Avondale Meadows Academy	Avondale Meadows Academy	\$571.50
Avondale Meadows Middle School	Avondale Meadows Middle School	\$732.47
Vision Academy	Vision Academy	\$521.04
Believe Circle City	Believe Circle City	\$666.38
Indianapolis Public Schools	Brookside School 54	
Indianapolis Public Schools	Benjamin Harrison School 2	
Indianapolis Public Schools	Broad Ripple Middle School	
Indianapolis Public Schools	Carl Wilde School 79	
Indianapolis Public Schools	Center For Inquiry 2	
Indianapolis Public Schools	Center for Inquiry 27	
Indianapolis Public Schools	Center for Inquiry 84	
Indianapolis Public Schools	Center for Inquiry School 70	
Charles A Tindley Accelerated School	Charles A Tindley Accelerated Sch	
Tindley Genesis Academy	Tindley Genesis Academy	\$1,409.26
Tindley Summit Academy	Tindley Summit Academy	
Indianapolis Public Schools	Charles W Fairbanks Sch 105	
Christel House Academy South	Christel House Academy South	
		\$6,224.00
Christel House Academy West	Christel House Academy West	
Christel House Academy South	Christel House Watanabe Manual High School	
Indianapolis Public Schools	Christian Park School 82	
Circle City Prep Charter School	Circle City Prep	\$1,075.29
Indianapolis Public Schools	Clarence Farrington School 61	
Indianapolis Public Schools	Cold Spring School	
Indianapolis Public Schools	Crispus Attucks Medical Magnet H5	
Indianapolis Public Schools	Daniel Webster School 46	
Indianapolis Public Schools	Edison School of the Arts 47	
Indianapolis Public Schools	Eleanor Skillen School 34	
Enlace Academy	Enlace Academy	\$3,253.99
Indianapolis Public Schools	Ernie Pyle School 90	
Indianapolis Public Schools	Frederick Douglass School 19	
GEO Next Generation High School	GEO Next Generation High School	\$2,696.51
Indianapolis Public Schools	George W Carver School 87	
Indianapolis Public Schools	George W Julian School 57	
Indianapolis Public Schools	George Washington High School	
Global Preparatory Academy	Global Preparatory Academy	\$1,920.49
Indianapolis Public Schools	H L Harshman Middle School	
		\$831.20
Herron Charter	Herron High School	
		\$1,031.30
Herron Prep	Herron Prep	
Herron Riverside High School	Riverside High School	\$1,259.09
The Hope Academy	Hope Academy	\$4,712.13
Indianapolis Public Schools	HW Longfellow Med/STEM Magnet Middle School	
Indianapolis Public Schools	Impact Academy	
IN Math & Science Academy - North	Indiana Math & Science Academy - North	\$511.83
Indiana Math and Science Academy	Indiana Math & Science Academy - West	\$534.91
Indianapolis Metropolitan High Sch	Indianapolis Metropolitan High Sch	\$3,369.68
Invent Learning Hub	Invent Learning Hub	\$691.34
Indianapolis Public Schools	IPS/Butler University Laboratory School 55	
Indianapolis Public Schools	IPS/Butler University Laboratory School 60	
Irvington Community Elementary School	Irvington Community Elementary School	
Irvington Community Middle School	Irvington Community Middle School	\$1,313.89
Irvington Preparatory Academy	Irvington Preparatory Academy	
Indianapolis Public Schools	James A Garfield Sch 31	
J & R Phalen Leadership Academy	James and Rosemary Phalen Leadership Academy Middle School	\$726.93
PLA at George H Fisher School 93	PLA @ 93	\$1,782.76
James and Rosemary Phalen Leadership Academy	James and Rosemary Phalen Leadership Academy High School	\$460.23
Phalen Leadership Academy at Louis B Russell School 48	PLA @ 48	\$3,889.54
Phalen Leadership Academy at Francis Scott Key School 103	PLA @ 103	\$1,903.13
The Phalen Leadership Academies	George and Veronica Phalen Leadership Academy	\$0.00
Promise Prep	Promise Prep	\$1,722.55
Indianapolis Public Schools	James Russell Lowell School 51	
Indianapolis Public Schools	James Whitcomb Riley School 43	
Indianapolis Public Schools	Jonathan Jennings School 109	
KIPP Indy College Preparatory	KIPP Indy College Prep Middle	\$4,807.18
KIPP Indy Legacy High	KIPP Indy Legacy High	\$1,253.40
KIPP Indy Unite Elementary	KIPP Indy Unite Elementary	\$2,801.11
Indianapolis Public Schools	Lew Wallace School 107	
Liberty Grove Schools	Liberty Grove	\$8,808.78

Matchbook Learning	The Match	
Matchbook Learning	Matchbook Learning at Wendell Phillips School 63	\$2,102.70
Indianapolis Public Schools	Meredith Nicholson School 96	
Indianapolis Public Schools	Merle Sidener Gifted Academy	
Monarca Academy	Monarca Academy	\$9,430.48
Indianapolis Public Schools	Northwest Community Middle School	
Paramount Cottage Home	Paramount Cottage Home	\$445.67
Paramount Englewood	Paramount Englewood	\$2,445.91
Paramount School Of Excellence Inc.	Paramount School of Excellence - Brookside	\$324.21
pilotED Schools	pilotED Schools: Bethel Park	\$1,585.05
Purdue Polytechnic High Sch North	Purdue Polytechnic High Sch North	\$8,515.99
Purdue Polytechnic High School Ind	Purdue Polytechnic High School Ind	\$1,682.07
Indianapolis Public Schools	Ralph Waldo Emerson School 58	
Indianapolis Public Schools	Robert Lee Frost School 106	
Rooted School Indy	Rooted School Indy	\$547.50
Indianapolis Public Schools	Rousseau McClellan School 91	
SE Neighborhood Sch of Excellence	SE Neighborhood Sch of Excellence	\$444.16
Indianapolis Public Schools	Shortridge High School	
The PATH School	The PATH School at School 67	\$4,362.21
Indianapolis Public Schools	Theodore Potter School 74	
Indianapolis Public Schools	Thomas D Gregg School 15	
Indianapolis Public Schools	Thrival Academy	
Victory College Preparatory Academy	Victory College Prep (Indpls Lighthouse Charter School)	\$1,955.17
Indianapolis Public Schools	Washington Irving School 14	
Indianapolis Public Schools	William McKinley School 39	
Indianapolis Public Schools	William Penn School 49	
		\$108,146.36
OEI		\$2,351.01
ISCB		/XX
Trine		/XX
Closed after 24-25		N/A
		N/A

Corp Name	Schl Name	Audit Link
ACE Preparatory Academy	ACE Preparatory Academy	<a href="https://www.in.gov/sboa/WebReports/21980A.pdf">https://www.in.gov/sboa/WebReports/21980A.pdf</a>
Adelante at Emma Donnan	Adelante at Emma Donnan	<a href="https://www.in.gov/sboa/WebReports/22050A.pdf">https://www.in.gov/sboa/WebReports/22050A.pdf</a>
Allegiant Preparatory Academy	Allegiant Preparatory Academy	<a href="https://www.in.gov/sboa/WebReports/22130A.pdf">https://www.in.gov/sboa/WebReports/22130A.pdf</a>
		<a href="https://www.in.gov/sboa/WebReports/26350A.pdf">https://www.in.gov/sboa/WebReports/26350A.pdf</a>
Andrew J Brown Academy	Andrew J Brown Academy	
Indianapolis Public Schools	Anna Brochhausen School 88	
Indianapolis Public Schools	Arlington Community Middle School	
Indianapolis Public Schools	Arlington Woods Elementary School 99 (sankofa)	
Indianapolis Public Schools	Arsenal Technical High School	
Avondale Meadows Academy	Avondale Meadows Academy	
Avondale Meadows Middle School	Avondale Meadows Middle School	<a href="https://www.in.gov/sboa/WebReports/22140A.pdf">https://www.in.gov/sboa/WebReports/22140A.pdf</a>
Vision Academy	Vision Academy	
Believe Circle City	Believe Circle City	<a href="https://www.in.gov/sboa/WebReports/26330A.pdf">https://www.in.gov/sboa/WebReports/26330A.pdf</a>
Indianapolis Public Schools	Brookside School 54	
Indianapolis Public Schools	Benjamin Harrison School 2	
Indianapolis Public Schools	Broad Ripple Middle School	
Indianapolis Public Schools	Carl Wilde School 79	
Indianapolis Public Schools	Center For Inquiry 2	
Indianapolis Public Schools	Center for Inquiry 27	
Indianapolis Public Schools	Center for Inquiry 84	
Indianapolis Public Schools	Center for Inquiry School 70	
Charles A Tindley Accelerated School	Charles A Tindley Accelerated Sch	
Tindley Genesis Academy	Tindley Genesis Academy	<a href="https://www.in.gov/sboa/WebReports/26270A.pdf">https://www.in.gov/sboa/WebReports/26270A.pdf</a>
Tindley Summit Academy	Tindley Summit Academy	
Indianapolis Public Schools	Charles W Fairbanks Sch 105	
Christel House Academy South	Christel House Academy South	
		<a href="https://www.in.gov/sboa/WebReports/20820A.pdf">https://www.in.gov/sboa/WebReports/20820A.pdf</a>
Christel House Academy West	Christel House Academy West	
Christel House Academy South	Christel House Watanabe Manual High School	
Indianapolis Public Schools	Christian Park School 82	
Circle City Prep Charter School	Circle City Prep	<a href="https://www.in.gov/sboa/WebReports/19210A.pdf">https://www.in.gov/sboa/WebReports/19210A.pdf</a>
Indianapolis Public Schools	Clarence Farrington School 61	
Indianapolis Public Schools	Cold Spring School	
Indianapolis Public Schools	Crispus Attucks Medical Magnet H5	
Indianapolis Public Schools	Daniel Webster School 46	
Indianapolis Public Schools	Edison School of the Arts 47	
Indianapolis Public Schools	Eleanor Skillen School 34	
Enlace Academy	Enlace Academy	<a href="https://www.in.gov/sboa/WebReports/22030A.pdf">https://www.in.gov/sboa/WebReports/22030A.pdf</a>
Indianapolis Public Schools	Ernie Pyle School 90	
Indianapolis Public Schools	Frederick Douglass School 19	
GEO Next Generation High School	GEO Next Generation High School	<a href="https://www.in.gov/sboa/WebReports/26310A.pdf">https://www.in.gov/sboa/WebReports/26310A.pdf</a>
Indianapolis Public Schools	George W Carver School 87	
Indianapolis Public Schools	George W Julian School 57	
Indianapolis Public Schools	George Washington High School	
Global Preparatory Academy	Global Preparatory Academy	<a href="https://www.in.gov/sboa/WebReports/26290A.pdf">https://www.in.gov/sboa/WebReports/26290A.pdf</a>
Indianapolis Public Schools	H L Harshman Middle School	
Herron Charter	Herron High School	<a href="https://www.in.gov/sboa/WebReports/81506A.pdf">https://www.in.gov/sboa/WebReports/81506A.pdf</a>
Herron Prep	Herron Prep	
Herron Riverside High School	Riverside High School	
The Hope Academy	Hope Academy	<a href="https://audit.sboa.in.gov/WebReports/26320A.pdf">https://audit.sboa.in.gov/WebReports/26320A.pdf</a>
Indianapolis Public Schools	HW Longfellow Med/STEM Magnet Middle School	
Indianapolis Public Schools	Impact Academy	
IN Math & Science Academy - North	Indiana Math & Science Academy - North	<a href="https://www.in.gov/sboa/WebReports/13420A.pdf">https://www.in.gov/sboa/WebReports/13420A.pdf</a>
Indiana Math and Science Academy	Indiana Math & Science Academy - West	<a href="https://www.in.gov/sboa/WebReports/78722A.pdf">https://www.in.gov/sboa/WebReports/78722A.pdf</a>
Indianapolis Metropolitan High Sch	Indianapolis Metropolitan High Sch	<a href="https://www.in.gov/sboa/WebReports/22060A.pdf">https://www.in.gov/sboa/WebReports/22060A.pdf</a>
Invent Learning Hub	Invent Learning Hub	<a href="https://audit.sboa.in.gov/WebReports/22090A.pdf">https://audit.sboa.in.gov/WebReports/22090A.pdf</a>
Indianapolis Public Schools	IPS/Butler University Laboratory School 55	
Indianapolis Public Schools	IPS/Butler University Laboratory School 60	
Irvington Community Elementary School	Irvington Community Elementary School	
Irvington Community Middle School	Irvington Community Middle School	<a href="https://www.in.gov/sboa/WebReports/25340A.pdf">https://www.in.gov/sboa/WebReports/25340A.pdf</a>
Irvington Preparatory Academy	Irvington Preparatory Academy	
Indianapolis Public Schools	James A Garfield Sch 31	
J & R Phalen Leadership Academy	James and Rosemary Phalen Leadership Academy Middle School	
PLA at George H Fisher School 93	PLA @ 93	
James and Rosemary Phalen Leadership Academy	James and Rosemary Phalen Leadership Academy High School	
Phalen Leadership Academy at Louis B Russell School 48	PLA @ 48	<a href="https://www.in.gov/sboa/WebReports/81987A.pdf">https://www.in.gov/sboa/WebReports/81987A.pdf</a>
Phalen Leadership Academy at Francis Scott Key School 103	PLA @ 103	
The Phalen Leadership Academies	George and Veronica Phalen Leadership Academy	
Promise Prep	Promise Prep	
Indianapolis Public Schools	James Russell Lowell School 51	
Indianapolis Public Schools	James Whitcomb Riley School 43	
Indianapolis Public Schools	Jonathan Jennings School 109	
KIPP Indy College Preparatory	KIPP Indy College Prep Middle	
KIPP Indy Legacy High	KIPP Indy Legacy High	<a href="https://audit.sboa.in.gov/WebReports/22120A.pdf">https://audit.sboa.in.gov/WebReports/22120A.pdf</a>
KIPP Indy Unite Elementary	KIPP Indy Unite Elementary	
Indianapolis Public Schools	Lew Wallace School 107	
Liberty Grove Schools	Liberty Grove	<a href="https://audit.sboa.in.gov/WebReports/26280A.pdf">https://audit.sboa.in.gov/WebReports/26280A.pdf</a>



Matchbook Learning	The Match	
Matchbook Learning	Matchbook Learning at Wendell Phillips School 63	<a href="https://audit.sboa.in.gov/WebReports/81510A.pdf">https://audit.sboa.in.gov/WebReports/81510A.pdf</a>
Indianapolis Public Schools	Meredith Nicholson School 96	
Indianapolis Public Schools	Merle Sidener Gifted Academy	
Monarca Academy	Monarca Academy	<a href="https://audit.sboa.in.gov/WebReports/22150A.pdf">https://audit.sboa.in.gov/WebReports/22150A.pdf</a>
Indianapolis Public Schools	Northwest Community Middle School	
Paramount Cottage Home	Paramount Cottage Home	
Paramount Englewood	Paramount Englewood	<a href="https://audit.sboa.in.gov/WebReports/26340A.pdf">https://audit.sboa.in.gov/WebReports/26340A.pdf</a>
Paramount School Of Excellence Inc.	Paramount School of Excellence - Brookside	
pilotED Schools	pilotED Schools: Bethel Park	<a href="https://audit.sboa.in.gov/WebReports/22080A.pdf">https://audit.sboa.in.gov/WebReports/22080A.pdf</a>
Purdue Polytechnic High Sch North	Purdue Polytechnic High Sch North	<a href="https://audit.sboa.in.gov/WebReports/83585A.pdf">https://audit.sboa.in.gov/WebReports/83585A.pdf</a>
Purdue Polytechnic High School Ind	Purdue Polytechnic High School Ind	
Indianapolis Public Schools	Ralph Waldo Emerson School 58	
Indianapolis Public Schools	Robert Lee Frost School 106	
Rooted School Indy	Rooted School Indy	<a href="https://audit.sboa.in.gov/WebReports/21990A.pdf">https://audit.sboa.in.gov/WebReports/21990A.pdf</a>
Indianapolis Public Schools	Rousseau McClellan School 91	
SE Neighborhood Sch of Excellence	SE Neighborhood Sch of Excellence	<a href="https://audit.sboa.in.gov/WebReports/22010A.pdf">https://audit.sboa.in.gov/WebReports/22010A.pdf</a>
Indianapolis Public Schools	Shortridge High School	
The PATH School	The PATH School at School 67	<a href="https://audit.sboa.in.gov/WebReports/26300A.pdf">https://audit.sboa.in.gov/WebReports/26300A.pdf</a>
Indianapolis Public Schools	Theodore Potter School 71	
Indianapolis Public Schools	Thomas D Gregg School 15	
Indianapolis Public Schools	Thrival Academy	
Victory College Preparatory Academy	Victory College Prep (Indpls Lighthouse Charter School)	<a href="https://audit.sboa.in.gov/WebReports/22000A.pdf">https://audit.sboa.in.gov/WebReports/22000A.pdf</a>
Indianapolis Public Schools	Washington Irving School 14	
Indianapolis Public Schools	William McKinley School 39	
Indianapolis Public Schools	William Penn School 49	
OEI		N/A
ISCB		N/A
Trine		N/A
Closed after 24-25		N/A

## **Wednesday, September 24, 2025, Public Meeting**

The third full meeting of the Indianapolis Local Education Alliance was held on Wednesday, September 24th, 2025, and was a general organization meeting held at Broad Ripple Middle School's Mini Auditorium from 6:00 P.M. – 8:08 P.M with 30 minutes committed to public comment. Of attendance was, Indianapolis Mayor Joe Hogsett, Dr. Aleesia Johnson, Tina Ahlgren, Maggie A. Lewis, Tobin McClamroch, Andrew Neal, Bart Peterson, and Barato Britt.

This meeting was centered around the conversation of transportation. In the meeting, the Alliance first received an informational presentation on cross-collaboration from Lucas Zartman, Principal, of Purdue Polytechnic High School Broad Ripple and Jeremy Baugh, Principal, of Broad Ripple Middle School. Next, the Alliance received a presentation on transportation from Andrew Strobe, Deputy Superintendent, at Indianapolis Public Schools. Moreover, the Alliance received a presentation on transportation from Alicia Hervey, Founder and Executive Director, at the Path School. Continuing, the Alliance received a presentation on transportation from Tommy Reddicks, Chief Executive Officer, at Paramount Schools of Excellence. Finally, the Alliance received a presentation on transportation from Ryan Gail, Executive Director, at Victory College Prep.

At the end of the meeting, Mike O'Connor presented the creation of task forces – one for transportation and one for facilities. Mike O'Connor stated that each task fore will report back to the full Indianapolis Local Education Alliance during a public meeting in November. The transportation taskforce consisted of Tina Ahlgren, Andrew Neal, Maggie A. Lewis, and Tobin McClamroch. The facilities taskforce was comprised of Bart Peterson, Barato Britt, and Angela Smith Jones. Aleesia Johnson and Mayor Joe Hogsett were members of both transportation and facilities taskforces.

## Presentation – Wednesday, September 24th, 2025



# Indianapolis Local Education Alliance

September 24, 2025

1

## Agenda

- Welcome and Opening Remarks
- Transportation Panel
  - Andrew Strobe, *IPS*
  - Alicia Hervey, *The Path School*
  - Tommy Reddicks - *Paramount Schools of Excellence*
  - Ryan Gail - *Victory College Prep*
- ILEA Q&A
- Public Comment
- Closing and Next Steps

2

## **Welcome and Opening Remarks**

3

## **Transportation Panel**

4

IPS

5



## Transportation Overview

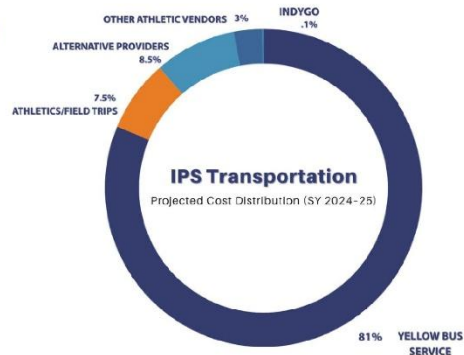
September 24, 2025

- Current Overview
- Special Populations
- Innovation Partnerships
- Key Takeaways



## Projected Cost Distribution (SY 2024–25)

- 81% Yellow Bus Service (First Student)
- 7.5% Athletics/Field Trips (First Student)
- 8.5% Alternative Transportation Providers
- 3% Other Athletic Vendors
- 0.1% IndyGo Student Passes



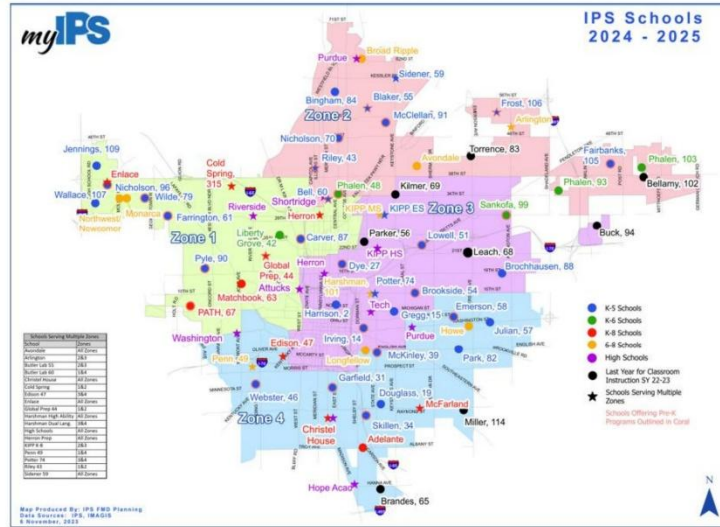
Breakdown of IPS transportation costs across student bus service, athletics, alternative providers, and public transit access. **Yellow bus** service is projected to **increase by 4% in SY 2025–26**.

Metric	Amount
Cost/Student (24-25)	\$2,300
Est. Cost/Student (25-26)	\$2,500
Yellow Bus (24-25)	\$40M
Athletics/Field Trips (24-25)	\$3.7M
Alt. Transport (24-25)	\$4.2M
Other Vendors - Athletics	\$1.5M
IndyGo Passes	\$66.6K

- **School Bus Service:** Eligibility is tied to a student's home address and assigned enrollment zone.
- **Walk Zones:** The distance to a school determines a student's eligibility for bus service and varies by grade level:
  - K–5: **1 mile or less**
  - 6–8: **1.25 miles or less**
  - 9–12: **1.5 miles or less**
- **IndyGo Partnership:** High school students can use public transit if the journey is under 50 minutes, requires no transfers, and includes less than 1 mile radius of walking distance.
- **Specialized Transportation:** Provided for students with IEPs or 504 plans that specify transportation as a related service.

Category	SY 2024–25 (Current)	SY 2025–26 (Projected)
IPS Students on Yellow Buses	15,500	14,000
Innovation Students on Yellow Buses	4,500	4,300
Students on IndyGo	900	900
Students in Walk Zones	2,250	2,100





**Special Education (SPED) Supports**

Transportation is directly linked to our special education services as a result many students require specialized transportation under federal law.

**The Scale and Cost of Services**

- Nearly **1 in 6** IPS students (~4,400 students) receive special education services.
- The average cost per student for high-needs programs ranges from **\$24,000** to **\$52,000**.
- State special education funding (APC) averages only **\$8,000–\$20,000**, leaving IPS to cover the difference of **\$20,000–\$40,000** per high-need student.
- While most of the special education budget is used in the classroom, transportation services also incur significant costs.
  - These include:
    - i. Additional staff (bus monitors).
    - ii. Specialized equipment (harnesses, wheelchair lifts).
    - iii. Accommodations for routing and bus stops (door-to-door service in IEPs).

In addition to our other transportation services, we are legally required to provide transportation for students who are experiencing homelessness under the **McKinney-Vento Homeless Assistance Act**.

For the 2024-25 school year, IPS served **879** students under this provision, ensuring they have access to education regardless of their living situation.



First School Year in Innovation	Grades Served	School name
15.16	6-8	KIPP Indy College Prep Middle
15.16	K-5	KIPP Indy Unite Elementary
15.16	K-6	Phalen at Francis Scott Key 103
16.17	K-8	Cold Spring School
16.17	PK-8	Global Preparatory Academy
16.17	K-6	PLA at George H Fisher School 93
17.18	K-8	Edison School of the Arts 47
17.18	K-5	Thomas Gregg Neighborhood School 15
18.19	K-8	Matchbook Learning
19.20	9-12	KIPP Indy Legacy High
20.21	K-8	Adelante Schools at Emma Donnan
20.21	PK-6	PLA at Louis B Russell 48
20.21	PK-6	Sankofa School of Success 99
20.21	PK-8	The PATH School at Stephen Foster School 67
22.23	K-6	Liberty Grove Schools
22.23	6-8	Monarca Academy
23.24	PK-5	Washington Irving Neighborhood School 14

Since 2015, IPS has expanded its Innovation Network Schools to 30, with **17 of them including transportation services.**





A transportation system must provide the best possible service given competing priorities. There are seven factors to consider and they are often in tension with each other.

1. **Safety:** Ensuring student well-being through student management, bus monitoring, and mechanical inspections. This also includes tracking students and preventing crime.
2. **Compliance:** Adhering to vehicular regulations and legal requirements, such as those for special education (SpEd) and homeless services.
3. **Optimization:** Maximizing efficiency by adjusting the number of tiers, pairing routes, and managing route distances and ridership.
4. **Logistics:** Overcoming real-world challenges like staffing shortages, geographical barriers, and families moving frequently.
5. **Efficiency:** Reducing ride times and ensuring timely pick-ups and drop-offs, often coordinated with school bell times.
6. **Rate:** Managing costs, including fuel consumption, vehicle repair, staff salaries, and insurance.
7. **Responsiveness:** Addressing parent concerns, maintaining communication, and adapting to factors like school choice.

### Key Takeaways

**Transportation is a major equity lever:** IPS provides access to education through various transportation models, but the associated costs remain a significant challenge.

- **IPS provides significant in-kind contributions to Innovation schools.** These include transportation and facilities support, which represent tens of millions of dollars in annual costs to the district.
- **Future cost increases are likely:** With projected cost growth and ongoing underfunding, IPS will continue to face financial pressures in the coming years that impact level of service for families.



# **The Path School**

23



## **Transportation**

Alicia Hervey  
Wednesday, September 24, 2025

## Demographics

<b>Black</b>	205	30%
<b>Asian</b>	1	0%
<b>Hispanic</b>	402	59%
<b>White</b>	47	7%
<b>Multiracial</b>	22	3%
<b>Total</b>	<b>677</b>	



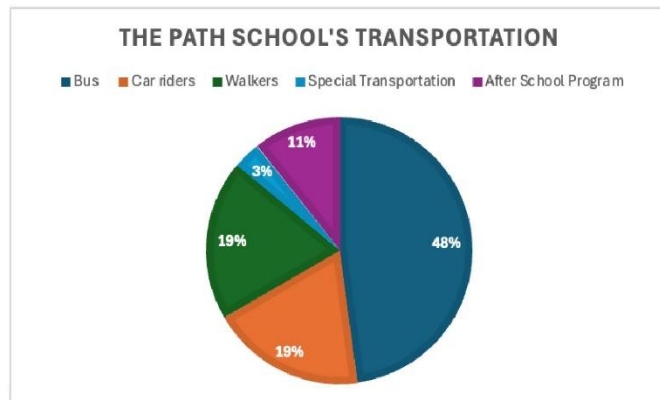
## Diverse Learners



<b>Multilingual Learners</b>	<b>363</b>	<b>54%</b>
<b>Exceptional Learners</b>	<b>78</b>	<b>12%</b>

## Transportation

<b>Bus</b>	<b>337</b>
<b>Car riders</b>	<b>132</b>
<b>Walkers</b>	<b>137</b>
<b>Special Transportation (MV)</b>	<b>23</b>
<b>After School Program</b>	<b>75</b>



## Annual Transportation Costs

	<b>IPS Transportation</b>	<b>IPS (Summer Learning)</b>	<b>Alternative Vendor</b>
2020 - 2021	\$0		\$7,568.00
2021 - 2022	\$0		\$20,876.00
2022 - 2023	\$0	\$39,940.26	\$33,239.80
2023 - 2024	\$0	\$10,751.04	\$22,825.50
2024 - 2025	\$0	\$40,315.95	\$42,480.30
2025 - 2026	~\$250,000		~\$8,080.00
<b>Total Expenditures</b>	<b>~\$250,000</b>	<b>\$91,007.25</b>	<b>\$135,069.00</b>

# Paramount Schools of Excellence

29





PARAMOUNT SCHOOLS OF  
EXCELLENCE

Paramount Brookside: 837  
Paramount Cottage Home: 398  
Paramount Englewood: 214  
Paramount Online Academy: 180  
Paramount Lafayette: 232  
Paramount South Bend: 520  
Girls IN STEM Academy: 82  
Andrew J Brown Academy: 479

## ***K-8 BY THE NUMBERS***

**2150 Students K-8**  
**6 Indianapolis Campuses**

**750 Students K-8**  
**Lafayette & South Bend**

BUSSING OFFERED FOR 2 INDY SCHOOLS

ANDREW J BROWN ACADEMY: 479 STUDENTS

GIRLS IN STEM ACADEMY: 82 STUDENTS



PARAMOUNT SCHOOLS OF  
EXCELLENCE

### ***\*CURRENT COSTS***

### ***AVG: \$925/STUDENT RIDER***

PSOE operates buses for two schools in Indy, for  
Andrew J Brown Academy and for Girls IN STEM  
Academy - both K-8 schools

Cost per bus per day/per year

- \$** \$582.79/day at AJB: \$636,406.68/year for 6 buses
- \$** \$582.79/day at GISA: \$106,067.78/year for 1.5 buses
- \$** \$475/day in South Bend: \$259,350.00/year for 3 buses

*\*Does not include staffing costs*







PARAMOUNT SCHOOLS OF  
EXCELLENCE

## ***OTHER CAMPUSES***

**PSOE does not utilize busing at the following campuses:**

- Paramount Brookside: 837 Students
- Paramount Cottage Home: 398 Students
- Paramount Englewood: 214 Students
- Paramount Lafayette: 232 Students
- Paramount Online Academy: N/A

Website:  
[paramountindy.org](http://paramountindy.org)



PARAMOUNT SCHOOLS OF  
EXCELLENCE

## ***ADD BUSING?***

**PSOE "could" utilize busing at the following campuses:**

- Paramount Cottage Home: 398 Students
- Paramount Englewood: 214 Students

**PSOE "could" utilize busing at the following campuses with infrastructure changes:**

- Paramount Brookside: 837 Students

Website:  
[paramountindy.org](http://paramountindy.org)







PARAMOUNT SCHOOLS OF  
EXCELLENCE



LOCATION  
LOGISTICS



ALL OR NONE  
CONUNDRUM



COST: ANNUAL RATES  
AND STAFFING RATES



DEPENDABILITY &  
SAFETY

## CHALLENGES

1) Not all PSOE sites are conducive to buses. Paramount Brookside and Paramount Cottage Home have logistical challenges for allowing buses in the lot.

2) If you offer one bus, all other parents want to be bused as well. Scaled efforts are then challenging.

3) Costs continue to prohibit busing for the PSOE network.

4) Problems with dependability/safety continue to compound frustration at existing busing campuses



## Victory College Prep



# Victory College Prep

## A MODEL ROUTED FOR EQUITY

### ABOUT OUR VCP NETWORK



**Victory College Prep empowers K-12 students** with the academic and social-emotional skills **to thrive in college or a career.**

- 20-year old, independent, mayor's-office charter network
- three-school two-campus model in Southeast Indianapolis
- 1,300+ students from historically marginalized communities
  - 90% economically disadvantaged
  - 90% identify as Black or Latino
- public and tuition free for all Indianapolis families



## OUR PHILOSOPHY ON TRANSPORTATION

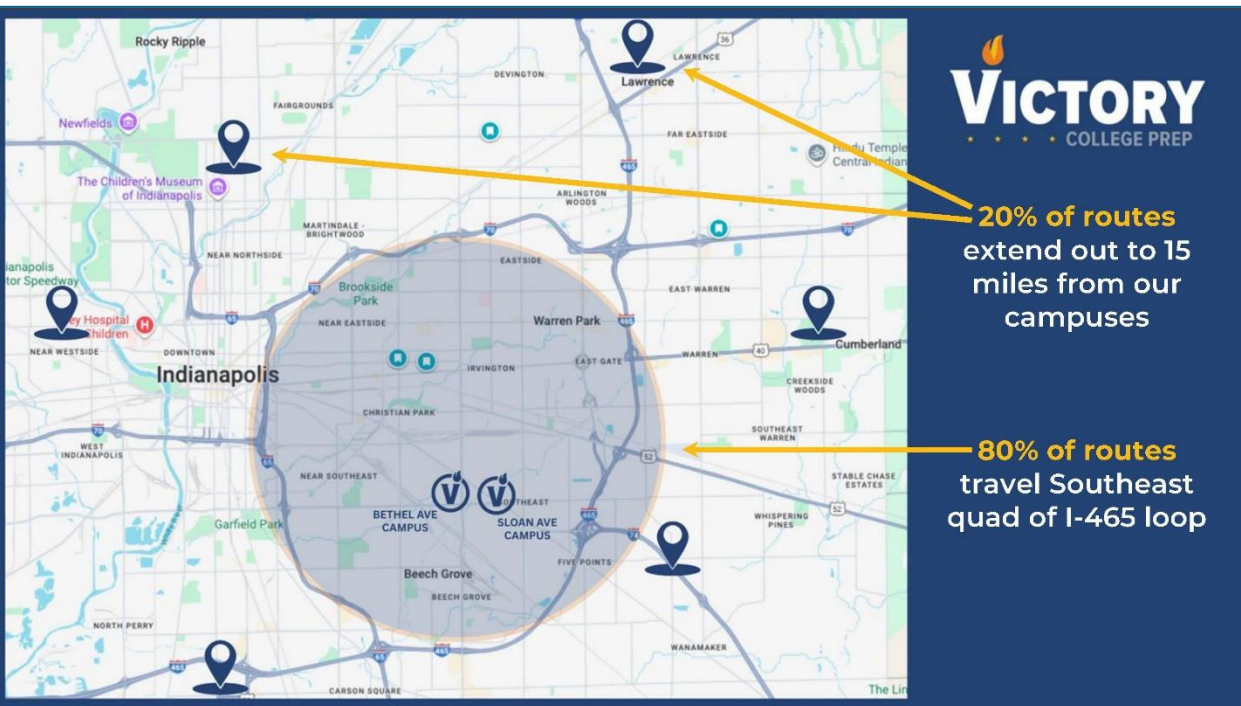


**We believe transportation is the #1 barrier to equitable access** to high-quality education.

**We commit \$1.7M\* annually to remove that barrier** by funding the second largest transportation model in the city after IPS.

- most services provided by outside vendor (Miller)
- 1,000 routed students
- 24 distinct routes
- 400 individual route stops

*\*represents 10% of annual operating budget*

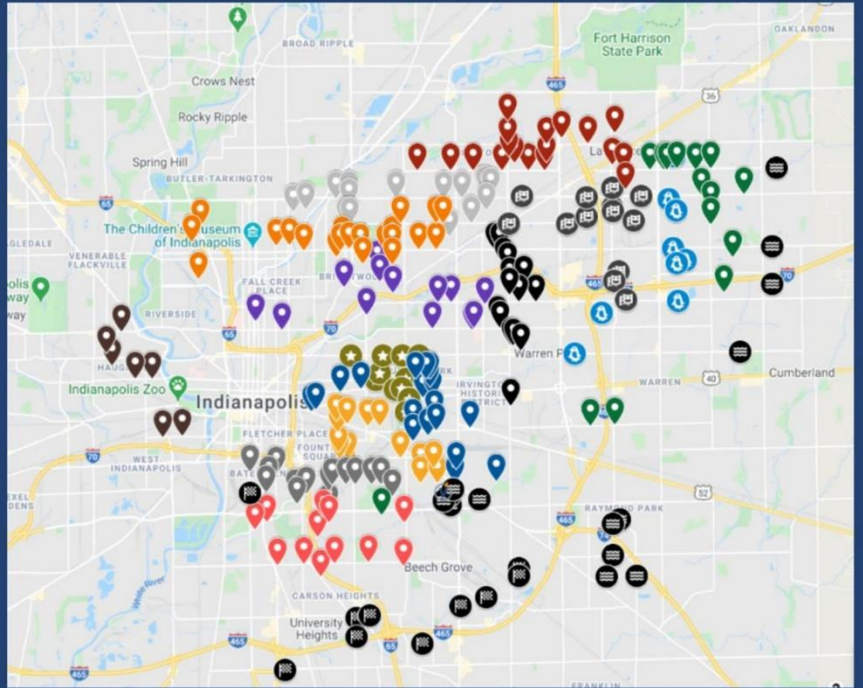




**Satellite stops**  
support 92% of  
routed students

**Curb stops**  
support students  
with special  
circumstances

Consistency  
benefits student  
retention



## BUSSING BEYOND THE SCHOOL DAY



**We supplement school day transportation with extended service**  
that supports beyond the classroom:

- enrichment experiences
  - 5 routes for internship experiences
  - 30+ field trip destinations
  - 10+ college campus visits
- athletics
  - 10 sports teams and more than 50 road competitions
- after-school programming
  - 6 routes twice weekly serve tutoring and club participants



## ONGOING SWOT ASSESSMENT



### STRENGTHS

- **Satellite stops** create maximum reach
- **Partners at route stops** create reliable pipelines
- **K-12 shared bussing** maximizes efficiency/cost
- **Local Vendor Management** increases adaptability

### OPPORTUNITIES

- **Improved bus tracking** and communication
- **Behavior supports** and restorative discipline implementation
- **Vendor capacity** limits effectiveness
- **Staffing resources required** to manage the system



# Victory College Prep

## A MODEL ROUTED FOR EQUITY

[www.victorycollegeprep.org](http://www.victorycollegeprep.org)

# ILEA Q&A

45

## Public Comment Procedure

For everyone to have a fair chance to speak and be heard, please observe the following rules:

**First**, each speaker will be limited to **1** minute. When the timer sounds, please conclude your statement.

**Second**, please ensure comments reasonably relate to the work of the ILEA and address the alliance as a whole. Tonight, comments should focus on facilities.

**Finally**, please avoid repeating what a prior speaker has said so that we may hear from as many people as possible.

46



## Public Comment

47

### Tentative ILEA Roadmap

- **July/August:** Review current landscape, identify priority data around academics, transportation, facilities, etc.
- **September/October:** Issues deep dive to identify potential challenges and consider draft recommendations
- **November/December:** Continued analysis and refinement of recommendations
- **December:** ILEA adopts final recommendations. Plan submitted to state and local leaders by 12/31.

48

## Closing

Next steps include:

- Data collection and analysis ongoing

Next Meeting:

- 6 p.m., Wednesday, Oct. 22, 2025.
- Details and upcoming meeting schedule available at <https://www.indy.gov/activity/indianapolis-local-education-alliance>
- Contact [ILEA@Indy.gov](mailto:ILEA@Indy.gov) or [IPSExternalAffairs@myips.org](mailto:IPSExternalAffairs@myips.org) with questions or comments.

49

**IPS Family Transportation Survey– Wednesday, September 24th,  
2025**



## IPS Family Transportation Survey

---

To: IPS Executive Leadership Team  
From: Dr. Rachel Santos, Executive Director, Office of the Deputy Superintendent  
Date: July 16, 2025  
Subject: Transportation Survey Results

### Overview

This memo summarizes insights from a citywide family transportation survey developed and distributed by IPS in collaboration with partners across the city's public education landscape. The survey gathered feedback from 430 English-speaking families, 44 Spanish-speaking families, and 8 Haitian Creole-speaking families, representing IPS, mayor-sponsored charter schools, and other public school communities.

Launched in response to a directive from the 2025 Indiana General Assembly, the survey supports IPS's leadership of a collaborative planning process to design a safe, efficient, and equitable transportation system for all public school students in Indianapolis. The work is being guided through the newly established Indianapolis Local Education Alliance, with a final implementation plan due by December 31, 2025.

Designed as a values-driven tool, not a referendum on existing services—the survey aimed to understand families' lived transportation experiences, identify what matters most to them, and gather input on four potential models for future service. The results offer actionable insights to inform a more inclusive, family-centered transportation strategy at a time when statewide policy and local community voices are aligned around the need for collaborative, sustainable solutions.

---

### Survey Content Overview

#### Section 1: About Your Family

Captures school type, grade levels, and current transportation method to segment responses by context.

#### Section 2: Current Experience

Assesses satisfaction and gives families the chance to describe what's working and what's challenging.

### **Section 3: What Matters Most**

Families rate the importance of core values:

- Ride time
- Punctuality
- Physical and emotional safety
- Communication
- Convenience
- Overall satisfaction

### **Section 4: Feedback on Four Models**

Families were introduced to four potential transportation models and asked to provide detailed feedback:

- Model 1: Same-Enrollment Zone Mixed-Age Buses – Explores comfort level with mixed-age bus groupings, including supervision concerns and preferences for seating arrangements or adult monitors.
- Model 2: Cross-School Grade-Based Buses – Assesses behavioral dynamics, school identity cohesion, and communication needs among schools sharing a bus.
- Model 3: Community Transportation Hubs – Evaluates family willingness to travel to hubs and conditions needed to make hubs safe and practical.
- Model 4: Public Transit for High School Students – Measures student readiness for independence and gauges support for tools such as GPS tracking, free fare cards, and adult monitors at transfer points.

### **Section 5: Prioritization**

Families were asked to rank the four models in order of best fit. These rankings help IPS identify general preferences and potential friction points.

### **Section 6: Final Reflections**

Open-ended questions invited families to share what would make transportation better and what they want decision-makers to consider.

---

### **Who Participated in the Survey**

A total of 430 families participated in the citywide transportation survey, representing a diverse cross-section of school communities and student grade levels:

- School Types Represented:
  - IPS Schools: 71%
  - Mayor-Sponsored Charter Schools: 10%
  - Other Charter, Private, and Township Schools: 20%
- Grade Levels of Children (families could select multiple):
  - Grades 2–5: 45%
  - Grades 6–8: 40%
  - Grades 9–12: 33%
  - PreK–1: 25%
- How Students Get to School:
  - IPS-Managed School Bus: 39%
  - Dropped Off or Picked Up by Family: 36%
  - Charter-Managed School Bus: 7%
  - Walk or Bike: 7%
  - Public Transit (IndyGo): 2%
  - All Other Modes: 10%

#### **Satisfaction with Current Transportation**

Family experiences with transportation were mixed. Many shared positive feedback about the service being free, safe, and courteous. Others raised concerns about delays, inconsistent reliability, and safety risks.

#### **What Families Like Most**

- **Reliability & Convenience:** Respondents appreciated dependable and punctual service that aligns with work and family schedules.
- **Safety & Trust:** Families expressed strong trust in bus drivers and a sense of security during student travel.
- **Tracking & Communication:** The First Student app was praised for real-time updates and notifications.
- **Cost-Effectiveness:** Free transportation eased financial pressure for many households.

- **Driver Quality:** Bus drivers were consistently described as kind, professional, and attentive.

#### **What Matters Most in Transportation**

- On-time pick-up and drop-off
- Physical and emotional safety
- Shorter ride times
- Clear communication from the district
- Convenience for families

#### **Top Challenges and Concerns**

- **Loss of Transportation:** Concerns about policy changes that could eliminate or limit access.
- **Safety:** Reports of bullying, unsafe stops, and insufficient adult supervision.
- **Reliability & Efficiency:** Complaints about delays, long routes, and inconsistent GPS data.
- **Bus Stop Accessibility:** Many families noted that stops are too far or in unsafe locations.
- **Driver & Staffing Issues:** Frequent substitutes and driver shortages impacted consistency.

#### **What Families Want Leaders to Know**

- **Safety:** Prioritize monitoring, route safety, and considerations for special needs students.
- **Reliability & Convenience:** Focus on predictable, timely service.
- **Equity & Access:** Guarantee access for students with disabilities and those in underserved areas.
- **Transparency & Communication:** Keep families informed and engaged in planning.
- **Funding & Resources:** Address concerns about budget limitations and equitable charter contributions.



## Model Feedback & Family Concerns

### Model 1: Same-Enrollment Zone Mixed-Age Buses

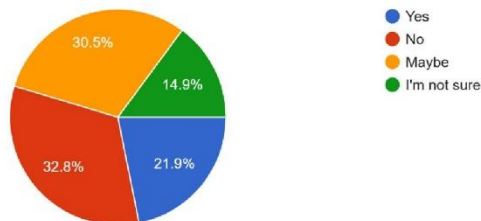
This model proposes combining students of different ages and schools within the same enrollment zone onto a single bus. While some families see this as potentially efficient, the majority expressed concerns about behavior, supervision, and emotional maturity differences. Key suggestions to increase comfort include adult monitors, assigned seating, and clear communication structures. The charts below illustrate family responses regarding feasibility, concerns, and conditions for support. **Approximately 22% of families said this model would work for their family.**

#### Concerns Identified by Respondents:

- 78% – Behavior or bullying between age groups
- 73% – Safety or supervision concerns
- 62% – Language or content exposure (e.g., older students using inappropriate language)
- 61% – Emotional maturity differences

Possibility1: Mixed-Age Buses : In this model, students going to different schools but in the same enrollment zone or geographic area might ride the same bus. Would this model work for your family?

430 responses



What would help you feel more comfortable with a mixed-age bus model? (Select all that apply)

430 responses



## Model 2: Grade-Based Buses Across Schools

Under this model, buses would group students by grade band (e.g., K–3) even if they attend different schools. Families responded more favorably here than to Model 1, citing fewer safety concerns when age ranges are narrower. Top challenges include unfamiliar peers and longer routes. Families emphasized the importance of behavioral expectations, adult monitors, and strong communication protocols to make this model viable. The following visuals highlight model support levels and improvement priorities.

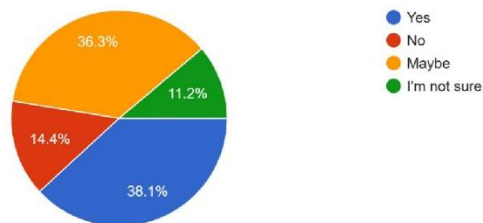
**Approximately 38% of families said this model would work for their family.**

### Top Concerns Identified by Respondents (multiple selections allowed):

- Longer routes or transfers – 65%
- Disconnected bus culture – 55%
- Behavior management across schools – 54%
- Ensuring correct drop-off locations – 55%
- Unfamiliar peers and potential conflict – 37%
- No concerns – 11%

Possibility 2: Cross-School Grade-Based Buses: This model would group students by similar age or grade span—even if they attend different schools—on...ether). Would this model work for your family?

430 responses



### Model 3: Community Transportation Hubs

This model envisions families taking students to centralized hub locations to catch their school-specific buses. While some families appreciate the potential efficiency, many are concerned about accessibility, safety while walking or biking, and supervision at the hubs. The responses show divided opinions and highlight the need for secure, well-staffed, and weather-protected environments. Below are visual summaries of perceived feasibility, distance tolerances, required conditions, and top concerns.

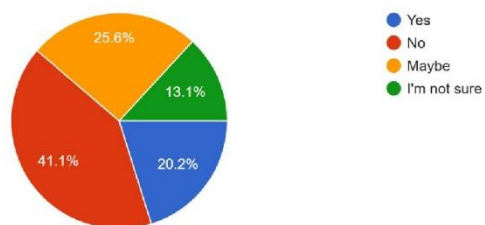
**Approximately 20% of families said this model would work for their family.**

#### Top Concerns Identified by Respondents (multiple selections allowed):

- Lack of supervision or adult presence – 77%
- Weather conditions or lack of shelter – 74%
- Safety while walking, biking, or riding to the hub – 67%
- Time pressure with work or morning routines – 62%
- Transportation needs for multiple children – 49%
- Access for students with disabilities – 40%
- Securing a vehicle or other means of transportation – 33%

Possibility 3: Community Transportation Hubs: Families would bring students to a designated hub 10–30 blocks from home, where students catch the s...ether. Would this model work for your family?

426 responses





**Top Supports That Would Improve Hub Usability:**

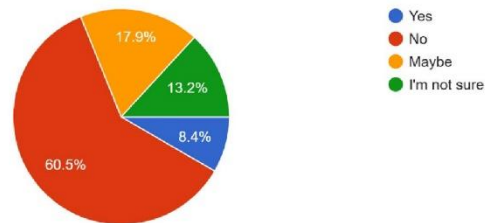
- Adequate lighting and weather protection – 57%
- Secure, monitored location – 56%
- Safe sidewalks or walking paths – 55%
- Morning supervision by school or community staff – 50%
- Afternoon supervision until all students are picked up – 47%
- Drop-off/pick-up car lanes for families who drive – 41%
- Not applicable – would not use a hub – 32%

**Model 4: Public Transit for High School Students**

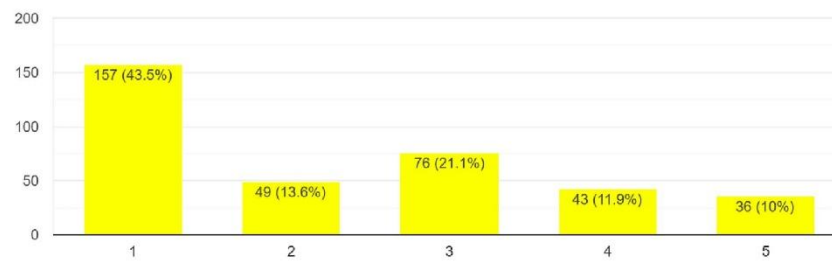
This model would shift most high school transportation to the city's IndyGo public bus system, requiring some students to make 2–3 transfers. Families overwhelmingly opposed this model, citing low confidence in student readiness and concerns about safety and independence. Few identified this as a viable solution without significant safeguards. **Approximately 8% of families said this model would work for their family.**

- **Concerns:** Student safety, route complexity, independence readiness, and lack of adult monitoring

Possibility 4: Public Transit for All or Nearly All High School Students: Older students would take IndyGo public buses, possibly making 2–3 transfers,...times). Would this model work for your family?  
418 responses



How prepared do you feel your high school student is to use public transit independently?  
361 responses

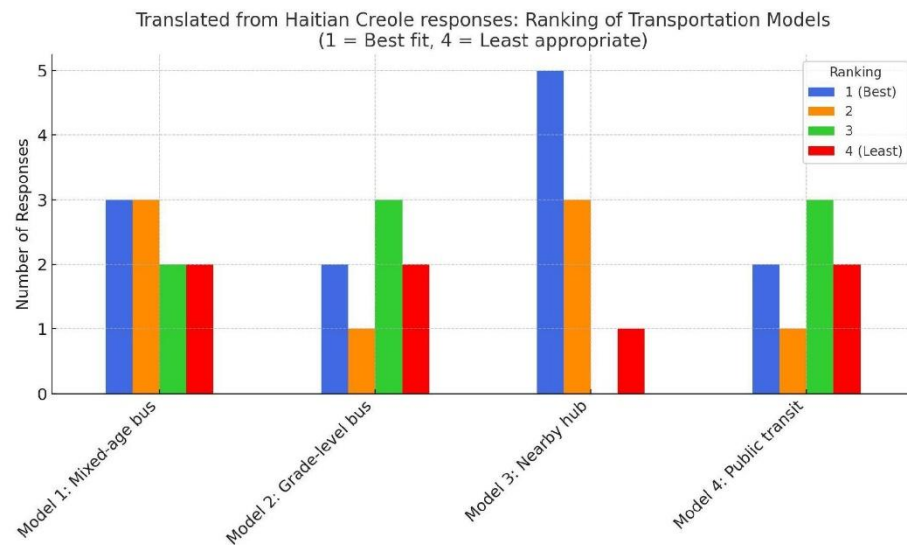


## Voices from IPS's Multilingual Communities

### Haitian Creole Respondents (8 responses)

#### Key Themes:

- **Likes:** Convenience, comfort, communication, and helpfulness of transportation.
- **Challenges:** Delays, uncertainty, and safety.
- **Suggestions:** Closer pickup points, single-bus routes, better communication.
- **Highest Ranked Model:** Model 3 (Community Hubs)

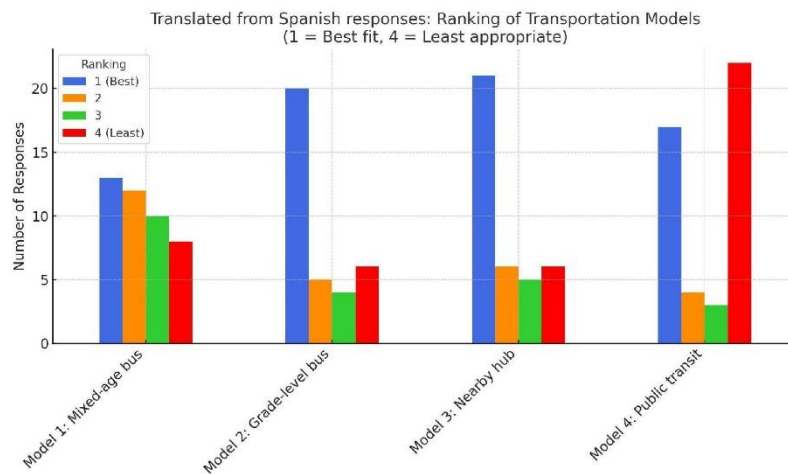


#### Spanish-Speaking Respondents (44 responses)

##### Key Themes:

- **Likes:** Safe drivers, reliable timing, access for families without transportation.
- **Challenges:** Bullying, driver trust, inconsistent schedules, and inaccessible stops.
- **Suggestions:** Adult bus monitors, GPS tracking, improved communication.
- **Highest Ranked Model:** Model 3 (Community Hubs)





### Questions to Consider

- Which model or combination of models offers the strongest foundation for a transportation system that is safe, equitable, and family-centered across all public schools in Indianapolis?
- How can the city ensure that transportation strategies meet the needs of vulnerable populations, including students with disabilities, young children, and those living in high-risk or underserved areas?
- What adult supervision, safety protocols, and infrastructure improvements are necessary to build parent confidence and ensure student well-being across all models?
- What resources, funding mechanisms, or cross-sector partnerships will be required to implement a sustainable citywide solution?
- How will IPS and its partners maintain clear, transparent, and culturally responsive communication with families, before, during, and after implementation?

### **Conclusion: A Citywide Opportunity to Lead with Families**

The citywide family transportation survey—led by IPS—shows that many families who currently rely on IPS transportation services are satisfied, especially valuing its safety, reliability, and affordability. Importantly, only a small share of current users expressed dissatisfaction. However, as Indianapolis explores new models for transportation delivery, families voiced clear priorities for any future changes: predictable operations, clear and timely communication, and strong adult supervision. Given that 41% of survey respondents currently rely on IPS-managed buses, any transition must be carefully managed to avoid disruptions and to maintain the trust and confidence of families who depend on the current system.

Models 2 (grade-based buses) and 3 (community hubs) emerged as the most viable options, though families identified critical conditions for their success: safety infrastructure, predictable service, and equitable planning that supports young children, students with disabilities, and families without access to personal transportation.

As Indianapolis's largest school transportation provider, IPS has both the responsibility and the opportunity to help shape a citywide model that is family-centered, operationally sound, and sustainable. But this work must be shared. It requires genuine partnership with charter schools, city agencies, and community organizations to develop solutions that reflect the full diversity of Indianapolis's public school ecosystem.

This memo brings forward the voices of families from across the city. Their insights offer both a foundation and a call to action. With shared focus and commitment, Indianapolis can design a transportation system that truly works for all students, no matter where they live or what type of school they attend.

# IPS Transportation Memo – Wednesday, September 24th, 2025



**To:** Indianapolis Local Education Alliance Members  
**From:** IPS Executive Leadership  
**Subject:** Transportation Insights  
**Date:** September 19, 2025

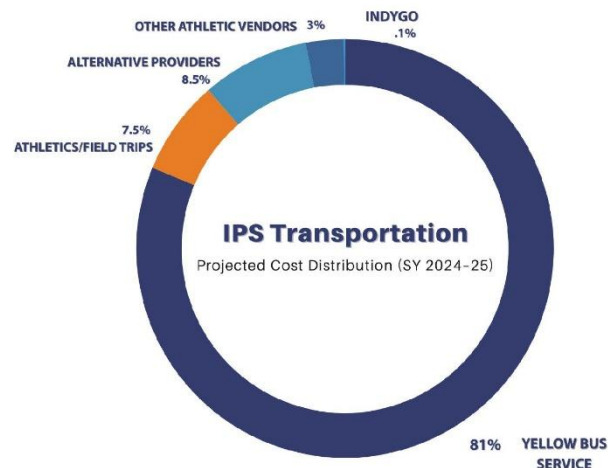
## Executive Summary: IPS Transportation and SPED Supports

### Transportation at a Glance

IPS transportation is one of the largest operational costs for the district. Services are offered to IPS schools and most Innovation schools at no direct charge to families or schools.

### Projected Cost Distribution (SY 2024–25)

- 81% Yellow Bus Service (First Student)
- 7.5% Athletics/Field Trips (First Student)
- 8.5% Alternative Transportation Providers
- 3% Other Athletic Vendors
- 0.1% IndyGo Student Passes



### Key Takeaways for ILEA Members

- **Transportation is central to equity:** IPS provides yellow bus service to nearly 20,000 students, plus IndyGo and specialized transportation for students with disabilities.
- **Innovation schools benefit from significant in-kind services:** IPS spent **\$12M** on Innovation transportation and **\$41M** on facilities/security in 2024-25, costs not billed to schools.
- **Cost pressures are increasing:** Yellow bus costs are projected to rise **4%** in SY 2025–26.
- **Special education is underfunded relative to the need of students:**
  - Nearly **1 in 6 students** has an IEP (~4,400 students).
  - IPS spends **\$20K–\$40K more per high-need student** than state funding provides.
- **District-wide impact:** IPS is absorbing millions in additional costs to ensure equitable access to transportation and education, a critical challenge for long-term stability and sustainability.

## Transportation Overview

Transportation is one of the largest operational responsibilities for Indianapolis Public Schools (IPS), serving both district-run and Innovation Network schools. We work to balance efficiency, equity, and compliance with state and federal mandates while also managing substantial in-kind costs that directly support Innovation Network schools.

### Student Eligibility and Services

IPS provides transportation based on student needs and location:

- **School Bus Service:** Eligibility is tied to a student's home address and assigned enrollment zone.
- **Walk Zones:** The distance to a school determines a student's eligibility for bus service and varies by grade level:
  - K–5: **1 mile or less**
  - 6–8: **1.25 miles or less**
  - 9–12: **1.5 miles or less**
- **IndyGo Partnership:** High school students can use public transit if the journey is under 50 minutes, requires no transfers, and includes less than 1 mile radius of walking distance.
- **Specialized Transportation:** Provided for students with IEPs or 504 plans that specify transportation as a related service.

### Transportation Models and Participation

The table below highlights our student transportation usage for the current and upcoming school years.

**Table 1:** Transportation by category - SY 2024-25 & SY 2025-26 (Projected)

Category	SY 2024–25 (Current)	SY 2025–26 (Projected)
IPS Students on Yellow Buses	15,500	14,000
Innovation Students on Yellow Buses	4,500	4,300
Students on IndyGo	900	900
Students in Walk Zones	2,250	2,100



## Vendor Costs and In-Kind Contributions

IPS transportation is a mix of in-house services and external partnerships.

- **First Student (Yellow Bus Service):** This is our largest cost driver, accounting for **81%** of the transportation budget. Costs are projected to rise by **4%** in the 2025–26 school year.
- **Other Vendors:**
  - **First Student (Athletics & Field Trips):** 7.5% of costs.
  - **Alternative & Other Athletic Transportation:** 8.5% of costs.
  - **IndyGo (Student Passes):** 0.1% of costs.

IPS provides significant in-kind services to the Innovation Network, which has been a key factor in innovation expansion. This support includes access to district-owned facilities and the absorption of millions in transportation and security costs.

For example, in 2024–25, the district covered **\$12 million in transportation costs**, which accounted for **23% of the total transportation budget**.

IPS also actively helps Innovation schools grow. The implementation of enrollment zones for Adelante Schools, for instance, expanded transportation access and contributed to a 33% increase in the school's year-over-year enrollment.

Since 2015, the district's Innovation Network has grown to 30 schools, with **17 of them now receiving transportation services**.

**Table 2: Innovation network schools receiving IPS transportation services**

Grades Served	School name
6-8	KIPP Indy College Prep Middle
K-5	KIPP Indy Unite Elementary
K-6	Phalen at Francis Scott Key 103
K-8	Cold Spring School
PK-8	Global Preparatory Academy
K-6	PLA at George H Fisher School 93
K-8	Edison School of the Arts 47
K-5	Thomas Gregg Neighborhood School 15
K-8	Matchbook Learning
9-12	KIPP Indy Legacy High
K-8	Adelante Schools at Emma Donnan
PK-6	PLA at Louis B Russell 48

PK-6	Sankofa School of Success 99
PK-8	The PATH School at Stephen Foster School 67
K-6	Liberty Grove Schools
6-8	Monarca Academy
PK-5	Washington Irving Neighborhood School 14

### Special Education (SPED) Supports

Transportation is directly linked to our special education services, as many students require specialized transportation under federal law.

#### The Scale and Cost of Services

- Nearly **1 in 6** IPS students (~4,400 students) receive special education services.
- The average cost per student for high-needs programs ranges from **\$24,000 to \$52,000**.
- State special education funding (APC) averages only **\$8,000–\$20,000**, leaving IPS to cover the difference of **\$20,000–\$40,000** per high-need student.
- The majority of special education budget encroachment occurs in the classroom. For transportation services, the additional costs for serving students with special needs comes from **additional staffing** (bus monitors), **specialized equipment** (harnesses & wheel chair lifts), and **routing/bus stop accommodations** (door-to-door exceptions in IEP).

### McKinney-Vento Students

In addition to our other transportation services, we are legally required to provide transportation for students who are experiencing homelessness under the **McKinney-Vento Homeless Assistance Act**. For the 2024-25 school year, IPS served **879** students under this provision, ensuring they have access to education regardless of their living situation.

### Key Takeaways for the Alliance

- **Transportation is a major equity lever:** IPS provides access to education through various transportation models, but the associated costs remain a significant challenge.
- **IPS provides significant in-kind contributions to Innovation schools.** These include transportation and facilities support, representing tens of millions of dollars in annual costs.
- **SPED supports are underfunded:** IPS is forced to cover a substantial funding gap to meet its legal and ethical obligations to students, creating significant structural budget pressures.
- **Future cost increases are likely:** With projected cost growth and ongoing underfunding, IPS will continue to face financial pressures in the coming years.



# OEI Charter Data Report – Wednesday, September 24th, 2025



Indianapolis Local Education Alliance  
September 24, 2025  
Charter School Data Report

---

## EXECUTIVE SUMMARY

This report has been prepared by the Office of Education Innovation (OEI) for members of the Indianapolis Local Education Alliance (ILEA). The information presented draws from a combination of public state-level data or was submitted directly to OEI by charter school leaders. Of the 54 independent charter and Innovation Network charter schools within the IPS boundary, 50 submitted partial or complete data referenced in this analysis. Data from adult high schools and virtual schools have been excluded.

Sections 1 offers foundational data to review about charter schools within the IPS boundary and innovation schools, while Section 2 offers transportation data including costs, models, and vendors.

Rounding, categorization, and differing interpretations may introduce minor inconsistencies between these and external datasets, which should be considered in any further analysis. While this report is not exhaustive, it highlights key trends and descriptive context that reflect the diversity and complexity of the charter school environment in Indianapolis.

This report includes:

- Section 1: Public School Breakdown
- Section 2: Transportation
  - 2.1 Charter School Transportation Overview
  - 2.2 Transportation Models
  - 2.3 Transportation Vendors and Costs
  - 2.4 McKinney-Vento Services
- Section 3: IPS Boundary Geographical Map
- Appendix A: Data Sources

Each section is intended to provide clarity on how charter schools invest in transportation to inform the ILEA for future recommendations. Data from adult high schools and virtual schools have been excluded. Of the 52 independent charter and Innovation Network charter schools, 50 submitted partial or complete data for this analysis. Publicly available data from charter school audits is included for all schools in the analysis.

Please note, rounding, categorization, and school-specific interpretations may introduce minor inconsistencies between these and external datasets that should be considered in any further analysis. In addition, much of the data presented in this report is not routinely tracked in this format, so it's important to recognize that the analysis may not be fully comprehensive.

## SECTION 1: PUBLIC SCHOOL BREAKDOWN

This section provides detailed lists of public schools within the IPS boundary, categorized by type (e.g., IPS Direct Managed, IPS In-LEA Innovation, IPS Innovation Charter, Independent Charter) governance structure, and grade levels served. This data helps contextualize the variety of school models currently operating and the different oversight structures in place.

### Key Findings

**Total Schools:** There are 103 public schools operating within IPS boundaries, of which Innovation Network Schools make up a significant share.

**Charter Schools:** 54 charter schools operate in the city, both as independent charters and as part of the IPS Innovation Network. They collectively serve more than half of students enrolled in the IPS boundary.

**Innovation Partnerships:** IPS collaborates with charter schools through the Innovation Network, providing district facilities, in-kind services, and enrollment system access, which shapes facility and cost structures.

### Public School Types

IPS Direct Managed: Traditional district-run public schools fully operated, staffed, and managed by IPS without an innovation agreement. These schools follow all IPS policies and oversight structures. These schools are operated and overseen by IPS and the Board of Commissioners and are part of the IPS Local Education Agency (LEA).

IPS In-LEA Innovation: Schools that are part of the IPS district but are operated under Innovation agreements that give them certain freedoms and flexibilities in terms of budgeting, programming, and hiring. These schools use IPS facilities and receive IPS transportation. These schools are not charter schools and might also be called “In-LEA Innovation Schools.”

*What is an LEA? A Local Education Agency (LEA) is the legal entity responsible for compliance with state and federal education law (e.g., special education, Title I). IPS is the LEA for all direct-run schools and In-LEA Innovation Schools. IPS Innovation Charter Schools and independent charters have their own LEA status.*

IPS Innovation Charter: Schools that are part of the IPS Innovation Network but are run by charter operators and overseen by charter authorizers. Some of these schools use IPS facilities and receive IPS transportation services under their Innovation agreements. They are considered their own LEA/district and might also be called “Non-LEA Innovation Schools”.

Independent Charter: These schools are run by charter operators and overseen by authorizers. They have no formal affiliation with IPS and are not part of the Innovation Network.

### Overall Number of Schools and Enrollment by School Type, 2024-25 School Year

Type	Number of Schools	Enrollment
IPS Direct Managed	44	18,970
Independent Charter	29	10,415
IPS Innovation Charter	25	11,071
IPS In-LEA Innovation	5	2,092
<b>Total</b>	<b>103</b>	<b>42,548</b>

### Public Charter School Breakdown Reference Sheet, 2024-25 School Year

This excludes two virtual schools and all adult high schools in the boundary.

- Green: Authorized by ICSB
- Blue: Authorized by OEI
- Orange: Authorized by Trine University
- Bold: IPS Innovation Charter School

ACE Preparatory Academy	Vision Academy
Allegiant Preparatory Academy	Promise Prep
Andrew J Brown Academy	Avondale Meadows Middle School
Avondale Meadows Academy	<b>BELIEVE Circle City High School</b>
Bethel Park Elementary	<b>Christel House Academy South</b>
Charles A Tindley Accelerated School	<b>Christel House Watanabe Manual High</b>
Christel House Academy West	<b>Emma Donnan Elementary and Middle</b>
Circle City Prep	<b>Enlace Academy</b>
GEO Next Generation Academy	<b>Global Preparatory Academy</b>
Indiana Math & Science Academy West	<b>Herron High School</b>
Indianapolis Metropolitan High School	<b>Herron Preparatory Academy</b>
Invent Learning Hub	<b>Herron-Riverside High School</b>
Irvington Community Elementary School	<b>KIPP Indy College Prep Middle</b>
Irvington Community Middle School	<b>KIPP Indy Legacy High</b>
Irvington Preparatory Academy	<b>KIPP Indy Unite Elementary</b>
James & Rosemary PLA Middle School	<b>Liberty Grove School</b>
James & Rosemary PLA High School	<b>PLA @ 48</b>
Paramount Brookside	<b>Matchbook Learning</b>
Paramount Cottage Home	<b>Monarca Academy</b>
Paramount Englewood	<b>PLA @ 103</b>
George and Veronica Phalen Leadership Academy	<b>PLA @ 93</b>
Rooted School Indianapolis	<b>Purdue Polytechnic High School Broad Ripple</b>
Southeast Neighborhood School of Excellence	<b>Purdue Polytechnic High School Englewood</b>
The Match	<b>The Hope Academy, Inc.</b>
Tindley Genesis Academy	<b>The PATH School</b>
Tindley Summit Academy	
Victory College Prep	TOTAL: 52

### IPS Innovation Network Charter School Support, 2024-25 School Year

This information was provided by IPS and excludes the two virtual schools in the boundary.

School	Grades	Food Service	Transportation	Custodial	Facility & Maintenance	IT	IPS PK/DEV PK
Emma Donnan	K-8		X	X	X	X	
Avondale Meadows Middle Sch	6-8						
BELIEVE Circle City High Sch	9-12	X					
Christel House Academy South	K-8			X	X		
Christel House Watanabe High Sch	9-12			X	X		
Enlace Academy	K-8				X		
Global Preparatory Academy	PK-8	X	X	X	X		X
Herron High Sch	9-12						
Herron Prep Academy	K-4						
Riverside High Sch	9-12						
KIPP Indy College Prep Middle	6-8		X		X		
KIPP Indy Legacy High	9-12		X				
KIPP Indy Unite Elementary	K-5		X		X		
Liberty Grove Sch	K-6		X		X	X	
Matchbook Learning	K-8	X	X		X		
Monarca Academy	6-8	X	X	X	X		
PLA Sch 103	K-6		X		X	X	
PLA Sch 93	K-6		X		X	X	
PLA Sch 48	PK-6		X	X	X	X	X
Purdue Polytechnic High Sch North	9-12	X		X	X		
Purdue Polytechnic High Sch Ind	9-12						
The Hope Academy	9-12						
The PATH Sch 67	PK-8	X	X	X	X	X	X
<b>Total</b>		<b>6</b>	<b>12</b>	<b>8</b>	<b>15</b>	<b>6</b>	<b>3</b>



## SECTION 2: TRANSPORTATION

This section provides a detailed view of how charter school students across the IPS boundary accessed transportation in the 2024-25 school year. The data includes modal breakdowns (yellow bus, IndyGo, walking, car rider, and other) and annual costs. Transportation models vary significantly by school type, with IPS providing services to many Innovation schools, while independent charters often contract with external vendors. Costs range from under \$200,000 to over \$1,000,000 annually, with notable variation in vendor types and needs. Additionally, McKinney-Vento services are provided at select schools, supporting students experiencing homelessness through specialized transportation arrangements.

### Note on Data Availability

Data that is represented by “\*\*\*\*” (asterisks) indicates data was not provided at the time of publication. Data with “N/A” indicates the data was not applicable to the school. Data that has “###” (pound signs) means the information was reported for the network as a whole, rather than each school, and therefore only one school in the network has information populated in a chart.

### Key Findings

**Transportation Models:** About half of innovation charter schools use IPS bus services, and a little less than half of independent charter schools directly provide bus service. Most schools use a combination of bus routes, walking routes, car riders, and public transportation.

**Transportation Costs:** Costs range from under \$200,000 to over \$1,000,000 annually, with notable variation in vendor types and needs. Independent Charter schools spend anywhere from \$140,000 to upwards of \$1.3M.

**Other Transportation Support:** Some charter schools offer other modes of transportation in addition to standard yellow bus services, such as monthly gas cards to families or smaller buses/vans for specific student populations.

### 2.1 Charter School Transportation Overview

All charter schools located within the IPS boundary have the autonomy to determine whether and how they provide transportation services. While all schools accommodate walkers and car riders, not all offer bus transportation for students. Given that charter schools serve students from across Marion County, developing bus routes that span the entire county can be prohibitively expensive.

Innovation Network Schools may have greater flexibility to offer transportation through their contractual agreements with IPS; however, participation in IPS-provided bussing varies by school. In addition to cost considerations, charter schools often evaluate factors such as location, property accessibility, and the needs of their student population when determining transportation options.

Please note that all data presented below is self-reported by schools, with the exception of McKinney-Vento student counts. Transportation offerings are subject to change annually based on school-level decisions and evolving family needs. Each school's approach reflects its unique context and priorities.

## 2.2 Transportation Models

All schools in the boundary utilize walkers, car riders, yellow buses, IndyGo, and various other buses as modals of transportation. Information and data about each are below.

Walkers: All schools in the IPS boundary have walkers.

If a charter school provides transportation, they mandate their own walk zones, which can vary amongst schools. For charter innovation schools that use IPS bus services, the IPS walk zone applies to their students. Under the IPS walk zone, a student is classified as a walker if they meet the following conditions:

- K-5: the student lives 1 mile or less from their school
- 6-8: the student lives 1.25 miles or less from their school
- 9-12: the student lives 1.5 miles or less from their school

Car Riders: All charter schools in the IPS boundary have car riders.

Yellow Bus: Almost half of charter innovation schools use IPS bus services. Less than half of independent charters have their own bus services, while more than half do not offer bus services.

IndyGo: Several charter schools have partnered with IndyGo to provide bus passes to students for daily transportation to and from school. The data below reflects those who provide passes, although it's assumed that most schools, regardless of type, have students who use IndyGo as a mode of transportation regardless of if the school provides the passes.

Other: Some charter schools offer other modes of transportation in lieu of or in addition to standard yellow bus service. This data is complex, as it reflects multiple alternative options that schools have for certain populations. For example, this data could include McKinney-Vento student transportation, monthly gas cards to families, or an innovation school having a separate smaller bus or van picking up students outside the IPS bus route.

It's important to note this data is non-exhaustive, as schools have various ways supporting students and families with transportation. Schools all have different student populations with different needs, but they may not have formally reported all services offered in this report.

### Transportation Student Count in the IPS Boundary, 2024-25 School Year

School Name	Walking	Car Riders	Yellow Bus	IndyGo
ACE Preparatory Academy	1	130	N/A	2
Adelante at Emma Donnan (IPS bus)	70	110	260	N/A
Allegiant Preparatory Academy	5	159	N/A	N/A
Andrew J Brown Academy	30	90	480	0



Avondale Meadows Academy	25	288	N/A	***
Avondale Meadows Middle School	60	141	N/A	***
Believe Circle City	10	25	265	30
Charles A Tindley Accelerated Sch	15	275	N/A	20
Christel House Academy South	19	206	282	0
Christel House Academy West	58	180	246	0
Christel House Watanabe Manual High Schl	23	154	264	0
Circle City Prep	8	400	N/A	2
Enlace Academy	45	180	425	N/A
GEO Next Generation High School	***	***	***	***
Global Preparatory Academy (IPS bus)	76	378	487	N/A
Herron High School	***	***	25	262
Herron Prep	5	275	200	N/A
Hope Academy	1	11	22	3
Indiana Math & Science Academy - North	0	59	597	1
Indiana Math & Science Academy - West	2	200	349	0
Indianapolis Metropolitan High Sch	18	114	N/A	65
Invent Learning IHub	20	90	120	N/A
Irvington Community Elementary School	0	385	N/A	N/A
Irvington Community Middle School	30	198	N/A	N/A
Irvington Community School	128	176	N/A	16
James and Rosemary PLA Middle	20	51	N/A	N/A
PLA @ 93 (IPS bus)	23	***	177	N/A
James and Rosemary PLA High	80	76	N/A	N/A
KIPP Indy College Prep Middle (IPS bus)	22	30	324	N/A
KIPP Indy Legacy High (IPS bus)	25	30	255	N/A
KIPP Indy Unite Elementary (IPS bus)	43	95	586	N/A
Liberty Grove (IPS bus)	65	47	113	N/A
PLA @ 48 (IPS bus)	18	N/A	122	N/A
The Match	0	8	38	***
Matchbook Learning at 63 (IPS bus)	201	131	201	0
Monarca Academy (IPS bus)	75	75	125	N/A
Paramount Cottage Home	22	428	0	***
Paramount Englewood	45	405	0	0
Paramount Brookside	85	765	0	***
PLA @ 103 (IPS bus)	18	***	392	N/A

George and Veronica PLA	25	101	N/A	N/A
pilotED Schools: Bethel Park	***	***	***	***
Promise Prep	7	120	N/A	N/A
Purdue Polytechnic High Sch North	10	186	N/A	53
Purdue Polytechnic High School Ind	132	168	N/A	300
Riverside High School	***	***	61	103
Rooted School Indy	30	22	110	N/A
SE Neighborhood Sch of Excellence	85	119	370	0
The PATH School at School 67 (IPS bus)	32	238	416	0
Tindley Genesis Academy	15	100	N/A	10
Tindley Summit Academy	20	270	N/A	0
Victory College Prep	52	105	891	N/A
Vision Academy	80	324	N/A	***
<b>Total</b>	<b>1879</b>	<b>7548</b>	<b>8203</b>	<b>867</b>

#### Transportation Student Count by School Type, 2024-25 School Year

Category	Walking	Car Riders	Yellow Bus	IndyGo
Innovation Charter Enrollment: 11,071	973	2,405	5,002	751
Independent Charter Enrollment: 10,415	906	5,143	3,201	116
<b>Total</b>	<b>1,879</b>	<b>7,548</b>	<b>8,203</b>	<b>867</b>

#### 2.3 Transportation Vendors and Costs

More than 30 charter schools offer bus service to and from school, which includes Innovation Charter schools using IPS bus service and service provided by independent charter schools directly or through a separate contract. Schools that contract their bus service either use Miller Transportation, Central Transportation, or First Student, though Miller Transportation is the majority. Some reported data reflects as-needed transportation, such as for field trips, extracurricular activities, or before and after care, instead of through regular routes students access near their homes.

In total, Independent Charter schools spend anywhere from \$140,000 to upwards of \$1.3 million, with certain costs ranging from \$5,000 to \$20,000 for as-needed contracts. Please note there are special cases, such as Hope Academy, a Recovery High School, that has a smaller population of students, leading to transportation costs of about \$72,000.

**Transportation Vendor by School in the IPS Boundary, 2024-25**

School Name	Yellow Bus Vendor	Transportation Service Model - Other	Other Vendor
ACE Preparatory Academy	N/A	N/A	N/A
Adelante at Emma Donnan	IPS Provided	N/A	N/A
Allegiant Preparatory Academy	N/A	N/A	N/A
Andrew J Brown Academy	First Student	***	***
Avondale Meadows Academy	N/A	***	***
Avondale Meadows Middle School	N/A	***	***
Believe Circle City	Believe Circle City	***	***
Charles A Tindley Accelerated Sch	N/A	McKinney-Vento eligible	HopSkipDrive
Christel House Academy South	Miller Transportation	N/A	N/A
Christel House Academy West	Miller Transportation	N/A	N/A
Christel House Watanabe Manual High Schl	Miller Transportation	N/A	N/A
Circle City Prep	N/A	N/A	N/A
Enlace Academy	Miller Transportation	N/A	N/A
GEO Next Generation High School	***	***	***
Global Preparatory Academy	IPS Provided	Outsource Student Transportation Service	EZ Route Transportation
Herron High School	Herron Classical Schools	N/A	N/A
Herron Prep	Herron Classical Schools	N/A	N/A
Hope Academy	Miller Transportation	Owens buses, one 15 passenger mini bus, and one 12 passenger van	N/A
Indiana Math & Science Academy - North	Miller Transportation	N/A	N/A

Indiana Math & Science Academy - West	Miller Transportation	N/A	N/A
Indianapolis Metropolitan High Sch	N/A	N/A	N/A
Invent Learning Hub	Miller Transportation	N/A	N/A
Irvington Community Elementary School	N/A	N/A	N/A
Irvington Community Middle School	N/A	N/A	N/A
Irvington Community School	N/A	N/A	N/A
James and Rosemary Phalen Leadership Academy Middle	N/A	N/A	N/A
PLA @ 93	IPS Provided	N/A	N/A
James and Rosemary Phalen Leadership Academy High	N/A	N/A	N/A
KIPP Indy College Prep Middle	IPS Provided	McKinney Vento eligible students	EverDriven
KIPP Indy Legacy High	IPS Provided	McKinney Vento eligible students	EverDriven
KIPP Indy Unite Elementary	IPS Provided	McKinney Vento eligible students	EverDriven
Liberty Grove	IPS Provided	N/A	N/A
PLA @ 48	IPS Provided	N/A	N/A
The Match	Miller Transportation	***	***
Matchbook Learning at Wendell Phillips School 63	IPS Provided	N/A	N/A
Monarca Academy	IPS Provided	HopeSkipDrive	HopeSkipDrive
Paramount Cottage Home	Miller Transportation	***	***
Paramount Englewood	Miller Transportation	***	***
Paramount Brookside	Miller Transportation	***	***
PLA @ 103	IPS Provided	N/A	N/A
George and Veronica Phalen Leadership Academy	N/A	N/A	N/A
pilotED Schools: Bethel Park	***	***	***
Promise Prep	N/A	N/A	N/A
Purdue Polytechnic High Sch North	N/A	***	***
Purdue Polytechnic High School Ind	N/A	***	***
Riverside High School	Herron Classical Schools	N/A	N/A
Rooted School Indy	Central Transportation	Monthly Gas Cards to	***

		Families; RSI Transportation; 2020-2023- in house transportation system, 2 buses; 2023-2024- First Student Transportation	
SE Neighborhood Sch of Excellence	Miller Transportation	N/A	N/A
The PATH School at School 67	Miller Transportation	N/A	N/A
Tindley Genesis Academy	N/A	McKinney-Vento eligible, 125 Day Care pickups	HopSkipDrive
Tindley Summit Academy	N/A	McKinney-Vento eligible, 20 Day Care pickups	HopSkipDrive
Victory College Prep	Miller Transportation	N/A	N/A
Vision Academy	N/A	***	***

#### Transportation Costs by School in the IPS Boundary, 2024-25

School Name	Yellow Bus Contract Annual Cost	IndyGo Annual Cost	Other Contract Annual Cost
ACE Preparatory Academy	N/A	\$1,000.00	N/A
Adelante at Emma Donnan	\$350,000.00	N/A	N/A
Allegiant Preparatory Academy	N/A	N/A	N/A
Andrew J Brown Academy	\$521,448.68	N/A	***
Avondale Meadows Academy	N/A	***	***
Avondale Meadows Middle School	N/A	***	***
Believe Circle City	\$400,000	\$20,000	***
Charles A Tindley Accelerated Sch	N/A	\$12,000	\$35,257.29
Christel House Academy South	\$582,660.00	\$0.00	N/A
Christel House Academy West	\$248,400.00	\$0.00	N/A

Christel House Watanabe Manual High Schl	Combined with South	\$0.00	N/A
Circle City Prep	N/A	\$0.00	N/A
Enlace Academy	\$591,300	N/A	N/A
GEO Next Generation High School	***	***	***
Global Preparatory Academy	865,517.38	N/A	\$68,220
Herron High School	###	\$7,860.00	N/A
Herron Prep	###	N/A	N/A
Hope Academy	\$72,000	\$90	\$15,139
Indiana Math & Science Academy - North	\$873,964	\$450.00	N/A
Indiana Math & Science Academy - West	\$374,556	\$0.00	N/A
Indianapolis Metropolitan High Sch	N/A	\$20,000	N/A
Invent Learning Hub	\$192,000	N/A	N/A
Irvington Community Elementary School	N/A	N/A	N/A
Irvington Community Middle School	N/A	N/A	N/A
Irvington Community School	N/A	\$480	N/A
James and Rosemary PLA Middle	N/A	N/A	N/A
PLA @ 93	418,911.53	N/A	N/A
James and Rosemary PLA High	N/A	N/A	N/A
KIPP Indy College Prep Middle	###	N/A	***
KIPP Indy Legacy High	\$248,214	N/A	***
KIPP Indy Unite Elementary	###	N/A	***
Liberty Grove	\$264,158.66	N/A	N/A
PLA @ 48	\$288,690.98	N/A	N/A
The Match	\$140,000.00	***	***
Matchbook Learning at 63	IPS Provided	\$0.00	N/A
Monarca Academy	IPS Provided	N/A	\$32,100.11
Paramount Cottage Home	\$3,552.50	\$2,370	***
Paramount Englewood	\$2,315	N/A	***
Paramount Brookside	\$14,892.50	\$180.00	***
PLA @ 103	\$594,437	N/A	N/A
George and Veronica PLA	N/A	N/A	N/A
pilotED Schools: Bethel Park	***	***	***
Promise Prep	N/A	N/A	N/A
Purdue Polytechnic High Sch North	N/A	\$5,300	***
Purdue Polytechnic High School Ind	N/A	\$30,000	***
Riverside High School	\$572,152	\$3,090	N/A
Rooted School Indy	\$220,000	N/A	\$33,918.75
SE Neighborhood Sch of Excellence	\$471,525	\$0.00	N/A





The PATII School at School 67	***	\$0.00	N/A
Tindley Genesis Academy	N/A	\$2,430	\$71,966.69
Tindley Summit Academy	N/A	\$0.00	\$2,144
Victory College Prep	\$1,386,900	N/A	N/A
Vision Academy	N/A	***	***
<b>Total</b>	<b>\$9,697,595</b>	<b>\$105,250</b>	<b>\$258,745</b>

School Type	Sum of IndyGo Annual Cost	Sum of Yellow Bus Contract Annual Cost	Sum of Other Contract Annual Cost	Total Cost
Innovation Charter	\$66,340	\$5,248,041	\$115,459	\$5,429,840
Independent Charter	\$38,910	\$4,449,553	\$143,286	\$4,631,749
<b>Total</b>	<b>\$105,250</b>	<b>9,697,595</b>	<b>\$258,745</b>	<b>10,061,589</b>

## 2.4 McKinney-Vento Services

Subtitle VII-B of The McKinney-Vento Homeless Assistance Act authorizes the Federal Education for Homeless Children and Youth Program and is the primary piece of federal legislation related to the education of children and youth experiencing homelessness. It was reauthorized in December 2015 by Title IX, Part A, of the Every Student Succeeds Act.

Under McKinney-Vento, a student is considered homeless if they lack a fixed, regular, and adequate nighttime residence. This includes students who:

- Share housing with others due to loss of housing, economic hardship, or similar circumstances
- Reside in motels, hotels, trailer parks, or campgrounds due to lack of alternative adequate accommodations
- Live in emergency or transitional shelters
- Have been abandoned in hospitals

School districts are required to provide transportation for students experiencing homelessness under three specific circumstances.

1. Upon request by a parent, guardian, or—in the case of unaccompanied youth—the district’s homeless liaison, the district must provide transportation to the student’s school of origin. This obligation applies regardless of whether transportation is provided to other students.
2. Districts must offer transportation services to homeless students that are comparable to those provided to housed students. For example, if transportation is provided to housed students for attending the local school or a summer program, the same must be offered to students experiencing homelessness

3. Districts must ensure that lack of transportation does not prevent a homeless student from enrolling in or attending school. If a student lives in a location that poses safety risks—such as near a busy intersection or in a hazardous neighborhood—the district must provide transportation to eliminate that barrier.

Schools are required to collect McKinney-Vento student data, but it is not publicly tracked at the state or federal level. In 2021, OEI compiled McKinney-Vento data for mayor-sponsored charter schools, which is included below. Data for charter schools overseen by other authorizers are not included. To protect student privacy, counts of fewer than 10 students will be represented as “<10”

You can find more information about the federal requirements on the IDOE’s website: (<https://www.in.gov/doc/home/mckinney-vento-homeless-children-and-youth-program>).

#### McKinney-Vento Student Count for OEI Schools, 2021

	Student Count
Adelante at Emma Donnan	10
Andrew J Brown Academy	***
Avondale Meadows Academy	<10
Avondale Meadows Middle School	***
Believe Circle City	<10
Charles A Tindley Accelerated Sch	16
Enlace Academy	<10
Global Preparatory Academy	<10
Herron High School	<10
Herron Prep	***
Hope Academy	***
Indiana Math & Science Academy - North	<10
Indiana Math & Science Academy - West	<10
Indianapolis Metropolitan High Sch	<10
Invent Learning Hub	<10
Irvington Community Elementary School	16
Irvington Community Middle School	###
Irvington Community School	###
KIPP Indy College Prep Middle	10
KIPP Indy Legacy High	<10
KIPP Indy Unite Elementary	21
Liberty Grove	N/A
Matchbook Learning at Wendell Phillips School 63	***
Monarca Academy	N/A





Paramount Community Heights	<10
Paramount Englewood	<10
Paramount School of Excellence - Brookside	<10
pilotED Schools: Bethel Park	12
Promise Prep	***
Purdue Polytechnic High Sch North	<10
Purdue Polytechnic High School Ind	<10
Herron-Riverside High School	<10
Rooted School Indy	<10
SE Neighborhood Sch of Excellence	17
The PATH School at School 67	20
Tindley Genesis Academy	23
Tindley Summit Academy	15
Victory College Prep	21
Vision Academy	<10
<b>TOTAL</b>	<b>236</b>

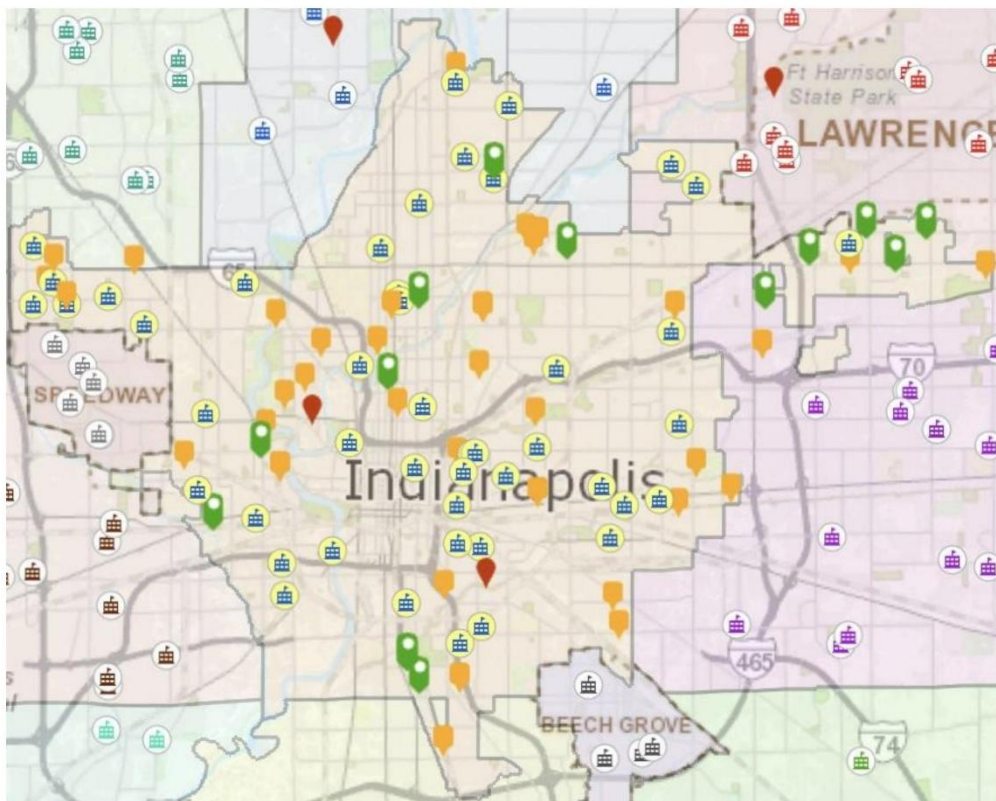
### SECTION 3: IPS BOUNDARY GEOGRAPHICAL MAP

This visual representation of public school locations across the district and city-county provides important geographic context to support discussions around access, transportation, and area-based planning. This map was created by IndyGIS, with consultation and data provided by the Office of Education Innovation and public data.

Use the [map link](#) to explore online.

Map Key:

-  IPS Direct Managed
-  OEI (Includes Innovation Charter)
-  ICSB (Includes Innovation Charter)
-  Trine



## APPENDIX: DATA SOURCES

### Transportation Data

- School-provided
- [DOE: McKinney-Vento: Homeless Children and Youth Program](#)

### Indianapolis/Marion County Public School Map

- GIS Map courtesy of IndyGIS

This report is provided for informational and policy-planning purposes only. It is not intended to serve as legal, financial, investment, or accounting advice. The financial data and analysis are based on publicly available information, including audited financial reports and state-published data, and should not be relied upon for decision-making without independent verification.

Readers are encouraged to consult with qualified professionals before making any decisions related to school finances, real estate transactions, or charter operations. Neither the authors nor the Office of Education Innovation make any representations or warranties as to the completeness, accuracy, or timeliness of the information contained in this report.



# OEI Transportation Data IPS – Wednesday, September 24th, 2025

Corp ID	Schl ID	Corp Name	Schl Name	Category
9970	1111	ACE Preparatory Academy	ACE Preparatory Academy	Independent Charter
9130	9993	Adelante at Emma Donnan	Adelante at Emma Donnan	Charter-INS
9065	1002	Allegiant Preparatory Academy	Allegiant Preparatory Academy	Independent Charter
9615	5488	Andrew J Brown Academy	Andrew J Brown Academy	Independent Charter
5385	5588	Indianapolis Public Schools	Anna Brochhausen School 88	IPS
5385	5466	Indianapolis Public Schools	Arlington Community Middle School	IPS
5385	5623	Indianapolis Public Schools	Arlington Woods Elementary School 99	IPS-INS
5385	5462	Indianapolis Public Schools	Arsenal Technical High School	IPS
9645	5716	Avondale Meadows Academy	Avondale Meadows Academy	Independent Charter
9040	7094	Avondale Meadows Middle School	Avondale Meadows Middle School	Charter-INS
9140	9994	Believe Circle City	Believe Circle City	Charter-INS
5385	5554	Indianapolis Public Schools	Brookside School 54	IPS
5385	5635	Indianapolis Public Schools	Benjamin Harrison School 2	IPS
5385	5530	Indianapolis Public Schools	Broad Ripple Middle School	IPS
5385	5579	Indianapolis Public Schools	Carl Wilde School 79	IPS
5385	5635	Indianapolis Public Schools	Center For Inquiry 2	IPS
5385	5668	Indianapolis Public Schools	Center for Inquiry 27	IPS
5385	5659	Indianapolis Public Schools	Center for Inquiry 84	IPS
5385	5538	Indianapolis Public Schools	Center for Inquiry School 70	IPS
9415	6208	Charles A Tindley Accelerated Schl	Charles A Tindley Accelerated Schl	Independent Charter
5385	5605	Indianapolis Public Schools	Charles W Fairbanks Sch 105	IPS
9380	5874	Christel House Academy South	Christel House Academy South	Charter-INS
9395	5871	Christel House Academy West	Christel House Academy West	Independent Charter
9380	9709	Christel House Academy South	Christel House Watanabe Manual High School	Charter-INS
5385	5582	Indianapolis Public Schools	Christian Park School 82	IPS
9150	1126	Circle City Prep Charter School	Circle City Prep	Independent Charter
5385	5662	Indianapolis Public Schools	Clarence Farrington School 61	IPS
5385	5498	Indianapolis Public Schools	Cold Spring School	IPS-INS
5385	5474	Indianapolis Public Schools	Crispus Attucks Medical Magnet HS	IPS
5385	5546	Indianapolis Public Schools	Daniel Webster School 46	IPS
5385	5570	Indianapolis Public Schools	Edison School of the Arts 47	IPS-INS
5385	5534	Indianapolis Public Schools	Eleanor Skillen School 34	IPS
9365	5667	Enlace Academy	Enlace Academy	Charter-INS
5385	5590	Indianapolis Public Schools	Ernie Pyle School 90	IPS
5385	5674	Indianapolis Public Schools	Frederick Douglass School 19	IPS
8970	9966	GEO Next Generation High School	GEO Next Generation High School	Independent Charter
5385	5587	Indianapolis Public Schools	George W Carver School 87	IPS
5385	5557	Indianapolis Public Schools	George W Julian School 57	IPS
5385	5644	Indianapolis Public Schools	George Washington High School	IPS
9975	1112	Global Preparatory Academy	Global Preparatory Academy	Charter-INS
5385	5601	Indianapolis Public Schools	H L Harshman Middle School	IPS
9650	5724	Herron Charter	Herron High School	Charter-INS
9538	9702	Herron Prep	Herron Prep	Charter-INS
9651	5304	The Hope Academy	Hope Academy	Charter-INS
5385	5467	Indianapolis Public Schools	HW Longfellow Med/STEM Magnet Middle School	IPS
5385	108	Indianapolis Public Schools	Impact Academy	IPS
9895	5444	IN Math & Science Academy - North	IN Math & Science Academy - North	Independent Charter
9785	5837	Indiana Math and Science Academy	Indiana Math & Science Academy	Independent Charter
9670	5664	Indianapolis Metropolitan High Sch	Indianapolis Metropolitan High Sch	Independent Charter
8675	9532	Invent Learning Hub	Invent Learning Hub	Independent Charter
5385	5555	Indianapolis Public Schools	IPS/Butler University Laboratory School 55	IPS
5385	5560	Indianapolis Public Schools	IPS/Butler University Laboratory School 60	IPS
9331	1531	Irvington Community Elementary School	Irvington Community Elementary School	Independent Charter
9332	1532	Irvington Community Middle School	Irvington Community Middle School	Independent Charter
9330	1537	Irvington Community School	Irvington Community School	Independent Charter
9045	4894	J & R Phalen Leadership Academy	James and Rosemary Phalen Leadership Academy Middle Sch	Independent Charter
5385	5531	Indianapolis Public Schools	James A Garfield Sch 31	IPS
8685	5593	PLA at George H Fisher School 93	PLA @ 93	Charter-INS
8940	9961	James and Rosemary Phalen Leadership Academy	James and Rosemary Phalen Leadership Academy High Sch	Independent Charter
5385	5551	Indianapolis Public Schools	James Russell Lowell School 51	IPS
5385	5543	Indianapolis Public Schools	James Whitcomb Riley School 43	IPS
5385	5609	Indianapolis Public Schools	Jonathan Jennings School 109	IPS
9400	5860	KIPP Indpls College Preparatory	KIPP Indy College Prep Middle	Charter-INS
9135	9138	KIPP Indy Legacy High	KIPP Indy Legacy High	Charter-INS
9410	5741	KIPP Indy Unite Elementary	KIPP Indy Unite Elementary	Charter-INS
5385	5607	Indianapolis Public Schools	Lew Wallace School 107	IPS
9737	9002	Liberty Grove Schools	Liberty Grove	Charter-INS
9954	5548	Phalen Leadership Academy at Louis B Russell School 48	PLA @ 48	Charter-INS
9342	9343	Matchbook Learning	The Match	Independent Charter
9090	1041	Matchbook Learning	Matchbook Learning at Wendell Phillips School 63	Charter-INS
5385	5596	Indianapolis Public Schools	Meredith Nicholson School 96	IPS
5385	5577	Indianapolis Public Schools	Merle Sidener Gifted Academy	IPS
9829	9839	Monarca Academy	Monarca Academy	Charter-INS
5385	5516	Indianapolis Public Schools	Northwest Community Middle School	IPS
9060	139	Paramount Community Heights	Paramount Community Heights	Independent Charter
9165	7861	Paramount Englewood	Paramount Englewood	Independent Charter
9680	5508	Paramount School Of Excellence Inc	Paramount School of Excellence - Brookside	Independent Charter
8950	5603	Phalen Leadership Academy at Francis Scott Key School 103	Phalen at Francis Scott Key 103	Charter-INS
9925	5496	Phalen Leadership Academy - IN Inc	Phalen Leadership Academy - IN Inc	Independent Charter
9085	1006	pilotED Schools	pilotED Schools: Bethel Park	Independent Charter
9533	9703	Promise Prep	Promise Prep	Independent Charter
8635	7782	Purdue Polytechnic High Sch North	Purdue Polytechnic High Sch North	Charter-INS
9015	4271	Purdue Polytechnic High School Ind	Purdue Polytechnic High School Ind	Charter-INS
5385	5558	Indianapolis Public Schools	Ralph Waldo Emerson School 58	IPS



9145	1122	Riverside High School	Riverside High School	Charter-INS
5385	5606	Indianapolis Public Schools	Robert Lee Frost School 106	IPS
9170	9997	Rooted School Indy	Rooted School Indy	Independent Charter
5385	5591	Indianapolis Public Schools	Rousseau McClellan School 91	IPS
9485	5868	SE Neighborhood Sch of Excellence	SE Neighborhood Sch of Excellence	Independent Charter
5385	5492	Indianapolis Public Schools	Shortridge High School	IPS
8980	9971	The PATH School	The PATH School at School 67	Charter-INS
5385	5574	Indianapolis Public Schools	Theodore Potter School 74	IPS
5385	5515	Indianapolis Public Schools	Thomas D Gregg School 15	IPS-INS
5385	109	Indianapolis Public Schools	Thrival Academy	IPS-INS
9425	5621	Tindley Genesis Academy	Tindley Genesis Academy	Independent Charter
9430	5629	Tindley Summit Academy	Tindley Summit Academy	Independent Charter
9575	5523	Victory College Preparatory Academy	Victory College Prep (Indpls Lighthouse Charter School)	Independent Charter
9935	5899	Vision Academy	Vision Academy	Independent Charter
5385	5514	Indianapolis Public Schools	Washington Irving School 14	IPS-INS
5385	5539	Indianapolis Public Schools	William McKinley School 39	IPS
5385	5549	Indianapolis Public Schools	William Penn School 49	IPS
				<b>SUM</b>
				<b>AVERAGE</b>
				<b>COUNT</b>
				<b>PARTICIPATION COUNT</b>



OBI  
ISC8  
Trine  
Closed after 24-25

Corp ID	Schl ID	Corp Name	Schl Name	Category	Transportation service model - Walking 24-25
9970	1111	ACE Preparatory Academy	ACE Preparatory Academy	Independent Charter	1
9130	9993	Adelante at Emma Donnan	Adelante at Emma Donnan	Charter-INS	70
9065	1002	Allegiant Preparatory Academy	Allegiant Preparatory Academy	Independent Charter	5
9615	5488	Andrew J Brown Academy	Andrew J Brown Academy	Independent Charter	30
5385	5588	Indianapolis Public Schools	Anna Brochhausen School 88	IPS	
5385	5466	Indianapolis Public Schools	Arlington Community Middle School	IPS	
5385	5623	Indianapolis Public Schools	Arlington Woods Elementary School 99	IPS-INS	
5385	5462	Indianapolis Public Schools	Arsenal Technical High School	IPS	
9645	5716	Avondale Meadows Academy	Avondale Meadows Academy	Independent Charter	25
9040	7994	Avondale Meadows Middle School	Avondale Meadows Middle School	Charter-INS	60
9140	9994	Believe Circle City	Believe Circle City	Charter-INS	10
5385	5554	Indianapolis Public Schools	Brookside School 54	IPS	
5385	5635	Indianapolis Public Schools	Benjamin Harrison School 2	IPS	
5385	5530	Indianapolis Public Schools	Broad Ripple Middle School	IPS	
5385	5579	Indianapolis Public Schools	Carl Wilde School 79	IPS	
5385	5635	Indianapolis Public Schools	Center For Inquiry 2	IPS	
5385	5668	Indianapolis Public Schools	Center for Inquiry 27	IPS	
5385	5659	Indianapolis Public Schools	Center for Inquiry 84	IPS	
5385	5538	Indianapolis Public Schools	Center for Inquiry School 70	IPS	
9445	6208	Charles A Tindley Accelerated Schl	Charles A Tindley Accelerated Sch	Independent Charter	15
5385	5605	Indianapolis Public Schools	Charles W Fairbanks Sch 105	IPS	
9380	5874	Christel House Academy South	Christel House Academy South	Charter-INS	19
9395	5871	Christel House Academy West	Christel House Academy West	Independent Charter	58
9380	9709	Christel House Academy South	Christel House Watanabe Manual High School	Charter-INS	23
5385	5582	Indianapolis Public Schools	Christian Park School 82	IPS	
9150	1126	Circle City Prep Charter School	Circle City Prep	Independent Charter	8
5385	5662	Indianapolis Public Schools	Clarence Farrington School 61	IPS	
5385	5498	Indianapolis Public Schools	Cold Spring School	IPS-INS	
5385	5474	Indianapolis Public Schools	Crispus Attucks Medical Magnet H5	IPS	
5385	5546	Indianapolis Public Schools	Daniel Webster School 46	IPS	
5385	5570	Indianapolis Public Schools	Edison School of the Arts 47	IPS-INS	
5385	5534	Indianapolis Public Schools	Eleanor Skillen School 34	IPS	
9365	5667	Enlace Academy	Enlace Academy	Charter-INS	45
5385	5590	Indianapolis Public Schools	Ernie Pyle School 90	IPS	
5385	5674	Indianapolis Public Schools	Frederick Douglass School 19	IPS	
8970	9966	GEO Next Generation High School	GEO Next Generation High School	Independent Charter	***
5385	5587	Indianapolis Public Schools	George W Carver School 87	IPS	
5385	5557	Indianapolis Public Schools	George W Julian School 57	IPS	
5385	5644	Indianapolis Public Schools	George Washington High School	IPS	
9975	1112	Global Preparatory Academy	Global Preparatory Academy	Charter-INS	76
5385	5601	Indianapolis Public Schools	H L Harshman Middle School	IPS	
9650	5724	Herron Charter	Herron High School	Charter-INS	***
9538	9702	Herron Prep	Herron Prep	Charter-INS	5
9651	5304	The Hope Academy	Hope Academy	Charter-INS	***
5385	5467	Indianapolis Public Schools	HW Longfellow Med/STEM Magnet Middle School	IPS	
5385	108	Indianapolis Public Schools	Impact Academy	IPS	
8895	5444	IN Math & Science Academy - North	IN Math & Science Academy - North	Independent Charter	0
9785	5837	Indiana Math and Science Academy	Indiana Math & Science Academy	Independent Charter	2
9670	5664	Indianapolis Metropolitan High Sch	Indianapolis Metropolitan High Sch	Independent Charter	18
8675	9532	Invent Learning Hub	Invent Learning Hub	Independent Charter	20
5385	5555	Indianapolis Public Schools	IPS/Butler University Laboratory School 55	IPS	
5385	5560	Indianapolis Public Schools	IPS/Butler University Laboratory School 60	IPS	
9331	1531	Irvington Community Elementary School	Irvington Community Elementary School	Independent Charter	0
9332	1532	Irvington Community Middle School	Irvington Community Middle School	Independent Charter	30
9330	1537	Irvington Community School	Irvington Community School	Independent Charter	128
9045	4894	J & R Phalen Leadership Academy	James and Rosemary Phalen Leadership Academy Middle Sch	Independent Charter	20
5385	5531	Indianapolis Public Schools	James A Garfield Sch 31	IPS	
9085	5593	PLA at George H Fisher School 93	PLA @ 93	Charter-INS	23
9040	9961	James and Rosemary Phalen Leadership Academy	James Russell Lowell School 51	Independent Charter	80
5385	5551	Indianapolis Public Schools	James Russell Lowell School 51	IPS	
5385	5543	Indianapolis Public Schools	James Whitcomb Riley School 43	IPS	
5385	5609	Indianapolis Public Schools	Jonathan Jennings School 109	IPS	
9400	5860	KIPP Indpls College Preparatory	KIPP Indy College Prep Middle	Charter-INS	22
9135	9138	KIPP Indy Legacy High	KIPP Indy Legacy High	Charter-INS	25
9410	5741	KIPP Indy Unite Elementary	KIPP Indy Unite Elementary	Charter-INS	43
5385	5607	Indianapolis Public Schools	Lew Wallace School 107	IPS	
9737	9002	Liberty Grove Schools	Liberty Grove	Charter-INS	65
9954	5548	Phalen Leadership Academy at Louis B Russell School 48	PLA @ 48	Charter-INS	18
9342	9343	Matchbook Learning	The Match	Independent Charter	0
9090	1041	Matchbook Learning	Matchbook Learning at Wendell Phillips School 63	Charter-INS	201
5385	5596	Indianapolis Public Schools	Meredith Nicholson School 96	IPS	
5385	5577	Indianapolis Public Schools	Merle Sidener Gifted Academy	IPS	
9829	9839	Monarca Academy	Monarca Academy	Charter-INS	75
5385	5516	Indianapolis Public Schools	Northwest Community Middle School	IPS	
9060	139	Paramount Community Heights	Paramount Community Heights	Independent Charter	22
9165	7861	Paramount Englewood	Paramount Englewood	Independent Charter	45
9680	5508	Paramount School Of Excellence Inc	Paramount School of Excellence - Brookside	Independent Charter	85
8950	5603	Phalen Leadership Academy at Francis Scott Key School 103	Phalen at Francis Scott Key 103	Charter-INS	18
9925	5496	Phalen Leadership Academy - IN Inc	Phalen Leadership Academy - IN Inc	Independent Charter	25
9085	1006	pilotED Schools	pilotED Schools: Bethel Park	Independent Charter	***
9533	9703	Promise Prep	Promise Prep	Independent Charter	7
8635	7782	Purdue Polytechnic High Sch North	Purdue Polytechnic High Sch North	Charter-INS	10
9015	4271	Purdue Polytechnic High School Ind	Purdue Polytechnic High School Ind	Charter-INS	132
5385	5558	Indianapolis Public Schools	Ralph Waldo Emerson School 58	IPS	

9145	1122	Riverside High School	Riverside High School	Charter-INS	***
5385	5606	Indianapolis Public Schools	Robert Lee Frost School 106	IPS	
9170	9997	Rooted School Indy	Rooted School Indy	Independent Charter	30
5385	5591	Indianapolis Public Schools	Rousseau McClellan School 91	IPS	
9485	5868	SE Neighborhood Sch of Excellence	SE Neighborhood Sch of Excellence	Independent Charter	85
5385	5492	Indianapolis Public Schools	Shortridge High School	IPS	
8980	9971	The PATH School	The PATH School at School 67	Charter-INS	32
5385	5574	Indianapolis Public Schools	Theodore Potter School 74	IPS	
5385	5515	Indianapolis Public Schools	Thomas D Gregg School 15	IPS-INS	
5385	109	Indianapolis Public Schools	Thrival Academy	IPS-INS	
9425	5621	Tindley Genesis Academy	Tindley Genesis Academy	Independent Charter	15
9430	5629	Tindley Summit Academy	Tindley Summit Academy	Independent Charter	20
9575	5523	Victory College Preparatory Academy	Victory College Prep (Indpls Lighthouse Charter School)	Independent Charter	52
9935	5899	Vision Academy	Vision Academy	Independent Charter	80
5385	5514	Indianapolis Public Schools	Washington Irving School 14	IPS-INS	
5385	5539	Indianapolis Public Schools	William McKinley School 39	IPS	
5385	5549	Indianapolis Public Schools	William Penn School 49	IPS	
				<b>SUM</b>	1873
				<b>AVERAGE</b>	N/A
				<b>COUNT</b>	/53
				<b>PARTICIPATION COUNT</b>	39/42



OBI  
ISCB  
Trine  
Closed after 24-25

Corp ID	Schl ID	Corp Name	Schl Name	Category	Transportation service model - Car Riders 24-25
9970	1111	ACE Preparatory Academy	ACE Preparatory Academy	Independent Charter	130
9130	9993	Adelante at Emma Donnan	Adelante at Emma Donnan	Charter-INS	110
9065	1002	Allegiant Preparatory Academy	Allegiant Preparatory Academy	Independent Charter	159
9615	5488	Andrew J Brown Academy	Andrew J Brown Academy	Independent Charter	90
5385	5588	Indianapolis Public Schools	Anna Brochhausen School 88	IPS	
5385	5466	Indianapolis Public Schools	Arlington Community Middle School	IPS	
5385	5623	Indianapolis Public Schools	Arlington Woods Elementary School 99	IPS-INS	
5385	5462	Indianapolis Public Schools	Arsenal Technical High School	IPS	
9645	5716	Avondale Meadows Academy	Avondale Meadows Academy	Independent Charter	288
9040	7094	Avondale Meadows Middle School	Avondale Meadows Middle School	Charter-INS	141
9140	9994	Believe Circle City	Believe Circle City	Charter-INS	25
5385	5554	Indianapolis Public Schools	Brookside School 54	IPS	
5385	5635	Indianapolis Public Schools	Benjamin Harrison School 2	IPS	
5385	5530	Indianapolis Public Schools	Broad Ripple Middle School	IPS	
5385	5579	Indianapolis Public Schools	Carl Wilde School 79	IPS	
5385	5635	Indianapolis Public Schools	Center For Inquiry 2	IPS	
5385	5668	Indianapolis Public Schools	Center for Inquiry 27	IPS	
5385	5659	Indianapolis Public Schools	Center for Inquiry 84	IPS	
5385	5538	Indianapolis Public Schools	Center for Inquiry School 70	IPS	
9445	6208	Charles A Tindley Accelerated Schl	Charles A Tindley Accelerated Sch	Independent Charter	275
5385	5605	Indianapolis Public Schools	Charles W Fairbanks Sch 105	IPS	
9380	5874	Christel House Academy South	Christel House Academy South	Charter-INS	206
9395	5871	Christel House Academy West	Christel House Academy West	Independent Charter	180
9380	9709	Christel House Academy South	Christel House Watanabe Manual High School	Charter-INS	154
5385	5582	Indianapolis Public Schools	Christian Park School 82	IPS	
9150	1126	Circle City Prep Charter School	Circle City Prep	Independent Charter	400
5385	5662	Indianapolis Public Schools	Clarence Farrington School 61	IPS	
5385	5498	Indianapolis Public Schools	Cold Spring School	IPS-INS	
5385	5474	Indianapolis Public Schools	Crispus Attucks Medical Magnet H5	IPS	
5385	5546	Indianapolis Public Schools	Daniel Webster School 46	IPS	
5385	5570	Indianapolis Public Schools	Edison School of the Arts 47	IPS-INS	
5385	5534	Indianapolis Public Schools	Eleanor Skillen School 34	IPS	
9365	5667	Enlace Academy	Enlace Academy	Charter-INS	180
5385	5590	Indianapolis Public Schools	Ernie Pyle School 90	IPS	
5385	5674	Indianapolis Public Schools	Frederick Douglass School 19	IPS	
8970	9966	GEO Next Generation High School	GEO Next Generation High School	Independent Charter	***
5385	5587	Indianapolis Public Schools	George W Carver School 87	IPS	
5385	5557	Indianapolis Public Schools	George W Julian School 57	IPS	
5385	5644	Indianapolis Public Schools	George Washington High School	IPS	
9975	1112	Global Preparatory Academy	Global Preparatory Academy	Charter-INS	378
5385	5601	Indianapolis Public Schools	H L Harshman Middle School	IPS	
9650	5724	Herron Charter	Herron High School	Charter-INS	***
9538	9702	Herron Prep	Herron Prep	Charter-INS	275
9651	5304	The Hope Academy	Hope Academy	Charter-INS	***
5385	5467	Indianapolis Public Schools	HW Longfellow Med/STEM Magnet Middle School	IPS	
5385	108	Indianapolis Public Schools	Impact Academy	IPS	
8895	5444	IN Math & Science Academy - North	IN Math & Science Academy - North	Independent Charter	59
9785	5837	Indiana Math and Science Academy	Indiana Math & Science Academy	Independent Charter	200
9670	5664	Indianapolis Metropolitan High Sch	Indianapolis Metropolitan High Sch	Independent Charter	114
8675	9532	Invent Learning Hub	Invent Learning Hub	Independent Charter	90
5385	5555	Indianapolis Public Schools	IPS/Butler University Laboratory School 55	IPS	
5385	5560	Indianapolis Public Schools	IPS/Butler University Laboratory School 60	IPS	
9331	1531	Irvington Community Elementary School	Irvington Community Elementary School	Independent Charter	385
9332	1532	Irvington Community Middle School	Irvington Community Middle School	Independent Charter	198
9330	1537	Irvington Community School	Irvington Community School	Independent Charter	176
9045	4894	J & R Phalen Leadership Academy	James and Rosemary Phalen Leadership Academy Middle Sch	Independent Charter	51
5385	5531	Indianapolis Public Schools	James A Garfield Sch 31	IPS	
9085	5503	PLA at George H Fisher School 93	PLA @ 93	Charter-INS	N/A
9040	9961	James and Rosemary Phalen Leadership Academy	James Russell Lowell School 51	Independent Charter	76
5385	5551	Indianapolis Public Schools	James Whitcomb Riley School 43	IPS	
5385	5543	Indianapolis Public Schools	Jonathan Jennings School 109	IPS	
5385	5609	Indianapolis Public Schools	KIPP Indy College Preparatory	Charter-INS	30
9400	5860	KIPP Indy College Preparatory	KIPP Indy Legacy High	Charter-INS	30
9135	9138	KIPP Indy Legacy High	KIPP Indy Unite Elementary	Charter-INS	95
9410	5741	KIPP Indy Unite Elementary	Lew Wallace School 107	IPS	
5385	5607	Indianapolis Public Schools	Liberty Grove	Charter-INS	47
9737	9002	Liberty Grove Schools	PLA @ 48	Charter-INS	N/A
9954	5548	Phalen Leadership Academy at Louis B Russell School 48	The Match	Independent Charter	8
9312	9343	Matchbook Learning	Matchbook Learning at Wendell Phillips School 63	Charter-INS	131
9090	1041	Matchbook Learning	Meredith Nicholson School 96	IPS	
5385	5596	Indianapolis Public Schools	Merle Sidener Gifted Academy	IPS	
5385	5577	Indianapolis Public Schools	Monarca Academy	Charter-INS	75
9829	9839	Monarca Academy	Northwest Community Middle School	IPS	
5385	5516	Indianapolis Public Schools	Paramount Community Heights	Independent Charter	428
9060	139	Paramount Community Heights	Paramount Englewood	Independent Charter	405
9165	7861	Paramount Englewood	Paramount School of Excellence - Brookside	Independent Charter	765
9680	5508	Paramount School Of Excellence Inc	Phalen at Francis Scott Key 103	Charter-INS	N/A
8950	5603	Phalen Leadership Academy at Francis Scott Key School 103	Phalen Leadership Academy - IN Inc	Independent Charter	101
9925	5496	Phalen Leadership Academy - IN Inc	pilotED Schools: Bethel Park	Independent Charter	***
9085	1006	pilotED Schools	Promise Prep	Independent Charter	120
9533	9703	Promise Prep	Purdue Polytechnic High Sch North	Charter-INS	186
8635	7782	Purdue Polytechnic High Sch North	Purdue Polytechnic High School Ind	Charter-INS	168
9015	4271	Purdue Polytechnic High School Ind	Ralph Waldo Emerson School 58	IPS	
5385	5558	Indianapolis Public Schools			

9145	1122	Riverside High School	Riverside High School	Charter-INS	***
5385	5606	Indianapolis Public Schools	Robert Lee Frost School 106	IPS	
9170	9997	Rooted School Indy	Rooted School Indy	Independent Charter	22
5385	5591	Indianapolis Public Schools	Rousseau McClellan School 91	IPS	
9485	5868	SE Neighborhood Sch of Excellence	SE Neighborhood Sch of Excellence	Independent Charter	119
5385	5492	Indianapolis Public Schools	Shortridge High School	IPS	
8980	9971	The PATH School	The PATH School at School 67	Charter-INS	238
5385	5574	Indianapolis Public Schools	Theodore Potter School 74	IPS	
5385	5515	Indianapolis Public Schools	Thomas D Gregg School 15	IPS-INS	
5385	109	Indianapolis Public Schools	Thrival Academy	IPS-INS	
9425	5621	Tindley Genesis Academy	Tindley Genesis Academy	Independent Charter	100
9430	5629	Tindley Summit Academy	Tindley Summit Academy	Independent Charter	270
9575	5523	Victory College Preparatory Academy	Victory College Prep (Indpls Lighthouse Charter School)	Independent Charter	105
9935	5899	Vision Academy	Vision Academy	Independent Charter	324
5385	5514	Indianapolis Public Schools	Washington Irving School 14	IPS-INS	
5385	5539	Indianapolis Public Schools	William McKinley School 39	IPS	
5385	5549	Indianapolis Public Schools	William Penn School 49	IPS	
				<b>SUM</b>	7262
				<b>AVERAGE</b>	N/A
				<b>COUNT</b>	/53
				<b>PARTICIPATION COUNT</b>	/XX



OBI  
ISCB  
Trine  
Closed after 24-25



Corp ID	Schl ID	Corp Name	Schl Name	Category	Transportation service model - Yellow Bus 24-25
9970	1111	ACE Preparatory Academy	ACE Preparatory Academy	Independent Charter	N/A
9130	9993	Adelante at Emma Donnan	Adelante at Emma Donnan	Charter-INS	260
9065	1002	Allegiant Preparatory Academy	Allegiant Preparatory Academy	Independent Charter	N/A
9615	5488	Andrew J Brown Academy	Andrew J Brown Academy	Independent Charter	480
5385	5588	Indianapolis Public Schools	Anna Brochhausen School 88	IPS	
5385	5466	Indianapolis Public Schools	Arlington Community Middle School	IPS	
5385	5623	Indianapolis Public Schools	Arlington Woods Elementary School 99	IPS-INS	
5385	5462	Indianapolis Public Schools	Arsenal Technical High School	IPS	
9645	5716	Avondale Meadows Academy	Avondale Meadows Academy	Independent Charter	N/A
9040	7094	Avondale Meadows Middle School	Avondale Meadows Middle School	Charter-INS	N/A
9140	9994	Believe Circle City	Believe Circle City	Charter-INS	265
5385	5554	Indianapolis Public Schools	Brookside School 54	IPS	
5385	5635	Indianapolis Public Schools	Benjamin Harrison School 2	IPS	
5385	5530	Indianapolis Public Schools	Broad Ripple Middle School	IPS	
5385	5579	Indianapolis Public Schools	Carl Wilde School 79	IPS	
5385	5635	Indianapolis Public Schools	Center For Inquiry 2	IPS	
5385	5668	Indianapolis Public Schools	Center for Inquiry 27	IPS	
5385	5659	Indianapolis Public Schools	Center for Inquiry 84	IPS	
5385	5538	Indianapolis Public Schools	Center for Inquiry School 70	IPS	
9445	6208	Charles A Tindley Accelerated Schl	Charles A Tindley Accelerated Sch	Independent Charter	N/A
5385	5605	Indianapolis Public Schools	Charles W Fairbanks Sch 105	IPS	
9380	5874	Christel House Academy South	Christel House Academy South	Charter-INS	282
9395	5871	Christel House Academy West	Christel House Academy West	Independent Charter	246
9380	9709	Christel House Academy South	Christel House Watanabe Manual High School	Charter-INS	264
5385	5582	Indianapolis Public Schools	Christian Park School 82	IPS	
9150	1126	Circle City Prep Charter School	Circle City Prep	Independent Charter	0
5385	5662	Indianapolis Public Schools	Clarence Farrington School 61	IPS	
5385	5498	Indianapolis Public Schools	Cold Spring School	IPS-INS	
5385	5474	Indianapolis Public Schools	Crispus Attucks Medical Magnet H5	IPS	
5385	5546	Indianapolis Public Schools	Daniel Webster School 46	IPS	
5385	5570	Indianapolis Public Schools	Edison School of the Arts 47	IPS-INS	
5385	5534	Indianapolis Public Schools	Eleanor Skillen School 34	IPS	
9365	5667	Enlace Academy	Enlace Academy	Charter-INS	425
5385	5590	Indianapolis Public Schools	Ernie Pyle School 90	IPS	
5385	5674	Indianapolis Public Schools	Frederick Douglass School 19	IPS	
8970	9966	GEO Next Generation High School	GEO Next Generation High School	Independent Charter	***
5385	5587	Indianapolis Public Schools	George W Carver School 87	IPS	
5385	5557	Indianapolis Public Schools	George W Julian School 57	IPS	
5385	5644	Indianapolis Public Schools	George Washington High School	IPS	
9975	1112	Global Preparatory Academy	Global Preparatory Academy	Charter-INS	ASK IPS
5385	5601	Indianapolis Public Schools	H L Harshman Middle School	IPS	
9650	5724	Herron Charter	Herron High School	Charter-INS	25
9538	9702	Herron Prep	Herron Prep	Charter-INS	150
9651	5304	The Hope Academy	Hope Academy	Charter-INS	***
5385	5467	Indianapolis Public Schools	HW Longfellow Med/STEM Magnet Middle School	IPS	
5385	108	Indianapolis Public Schools	Impact Academy	IPS	
8895	5444	IN Math & Science Academy - North	IN Math & Science Academy - North	Independent Charter	597
9785	5837	Indiana Math and Science Academy	Indiana Math & Science Academy	Independent Charter	349
9670	5664	Indianapolis Metropolitan High Sch	Indianapolis Metropolitan High Sch	Independent Charter	N/A
8675	9532	Invent Learning Hub	Invent Learning Hub	Independent Charter	120
5385	5555	Indianapolis Public Schools	IPS/Butler University Laboratory School 55	IPS	
5385	5560	Indianapolis Public Schools	IPS/Butler University Laboratory School 60	IPS	
9331	1531	Irvington Community Elementary School	Irvington Community Elementary School	Independent Charter	N/A
9332	1532	Irvington Community Middle School	Irvington Community Middle School	Independent Charter	N/A
9330	1537	Irvington Community School	Irvington Community School	Independent Charter	N/A
9045	4894	J & R Phalen Leadership Academy	James and Rosemary Phalen Leadership Academy Middle Sch	Independent Charter	N/A
5385	5531	Indianapolis Public Schools	James A Garfield Sch 31	IPS	
9085	5503	PLA at George H Fisher School 93	PLA @ 93	Charter-INS	ASK IPS
9040	9961	James and Rosemary Phalen Leadership Academy	James Russell Lowell School 51	Independent Charter	N/A
5385	5551	Indianapolis Public Schools	James Whitcomb Riley School 43	IPS	
5385	5543	Indianapolis Public Schools	Jonathan Jennings School 109	IPS	
5385	5609	Indianapolis Public Schools	Jonathan Jennings School 109	IPS	
9400	5860	KIPP Indpls College Preparatory	KIPP Indy College Prep Middle	Charter-INS	324
9135	9138	KIPP Indy Legacy High	KIPP Indy Legacy High	Charter-INS	255
9410	5741	KIPP Indy Unite Elementary	KIPP Indy Unite Elementary	Charter-INS	586
5385	5607	Indianapolis Public Schools	Lew Wallace School 107	IPS	
9737	9002	Liberty Grove Schools	Liberty Grove	Charter-INS	113
9954	5548	Phalen Leadership Academy at Louis B Russell School 48	PLA @ 48	Charter-INS	ASK IPS
9342	9343	Matchbook Learning	The Match	Independent Charter	38
9090	1041	Matchbook Learning	Matchbook Learning at Wendell Phillips School 63	Charter-INS	201
5385	5596	Indianapolis Public Schools	Meredith Nicholson School 96	IPS	
5385	5577	Indianapolis Public Schools	Merle Sidener Gifted Academy	IPS	
9829	9839	Monarca Academy	Monarca Academy	Charter-INS	125
5385	5516	Indianapolis Public Schools	Northwest Community Middle School	IPS	
9060	139	Paramount Community Heights	Paramount Community Heights	Independent Charter	0
9165	7861	Paramount Englewood	Paramount Englewood	Independent Charter	0
9680	5508	Paramount School Of Excellence Inc	Paramount School of Excellence - Brookside	Independent Charter	0
8950	5603	Phalen Leadership Academy at Francis Scott Key School 103	Phalen at Francis Scott Key 103	Charter-INS	ASK IPS
9925	5496	Phalen Leadership Academy - IN Inc	Phalen Leadership Academy - IN Inc	Independent Charter	N/A
9085	1006	pilotED Schools	pilotED Schools: Bethel Park	Independent Charter	***
9533	9703	Promise Prep	Promise Prep	Independent Charter	N/A
8635	7782	Purdue Polytechnic High Sch North	Purdue Polytechnic High Sch North	Charter-INS	N/A
9015	4271	Purdue Polytechnic High School Ind	Purdue Polytechnic High School Ind	Charter-INS	N/A
5385	5558	Indianapolis Public Schools	Ralph Waldo Emerson School 58	IPS	



9145	1122	Riverside High School	Riverside High School	Charter-INS	61
5385	5606	Indianapolis Public Schools	Robert Lee Frost School 106	IPS	
9170	9997	Rooted School Indy	Rooted School Indy	Independent Charter	110
5385	5591	Indianapolis Public Schools	Rousseau McClellan School 91	IPS	
9485	5868	SE Neighborhood Sch of Excellence	SE Neighborhood Sch of Excellence	Independent Charter	370
5385	5492	Indianapolis Public Schools	Shortridge High School	IPS	
8980	9971	The PATH School	The PATH School at School 67	Charter-INS	416
5385	5574	Indianapolis Public Schools	Theodore Potter School 74	IPS	
5385	5515	Indianapolis Public Schools	Thomas D Gregg School 15	IPS-INS	
5385	109	Indianapolis Public Schools	Thrival Academy	IPS-INS	
9425	5621	Tindley Genesis Academy	Tindley Genesis Academy	Independent Charter	N/A
9430	5629	Tindley Summit Academy	Tindley Summit Academy	Independent Charter	N/A
9575	5523	Victory College Preparatory Academy	Victory College Prep (Indpls Lighthouse Charter School)	Independent Charter	891
9935	5899	Vision Academy	Vision Academy	Independent Charter	N/A
5385	5514	Indianapolis Public Schools	Washington Irving School 14	IPS-INS	
5385	5539	Indianapolis Public Schools	William McKinley School 39	IPS	
5385	5549	Indianapolis Public Schools	William Penn School 49	IPS	
				<b>SUM</b>	6953
				<b>AVERAGE</b>	N/A
				<b>COUNT</b>	/53
				<b>PARTICIPATION COUNT</b>	/XX



OBI  
ISCB  
Trine  
Closed after 24-25

Corp ID	Schl ID	Corp Name	Schl Name	Category	Yellow Bus Vendor 2
9970	1111	ACE Preparatory Academy	ACE Preparatory Academy	Independent Charter	N/A
9130	9993	Adelante at Emma Donnan	Adelante at Emma Donnan	Charter-INS	IPS Provided
9065	1002	Allegiant Preparatory Academy	Allegiant Preparatory Academy	Independent Charter	N/A
9615	5488	Andrew J Brown Academy	Andrew J Brown Academy	Independent Charter	First Student Chart
5385	5588	Indianapolis Public Schools	Anna Brochhausen School 88	IPS	
5385	5466	Indianapolis Public Schools	Arlington Community Middle School	IPS	
5385	5623	Indianapolis Public Schools	Arlington Woods Elementary School 99	IPS-INS	
5385	5462	Indianapolis Public Schools	Arsenal Technical High School	IPS	
9645	5716	Avondale Meadows Academy	Avondale Meadows Academy	Independent Charter	N/A
9040	7094	Avondale Meadows Middle School	Avondale Meadows Middle School	Charter-INS	N/A
9140	9994	Believe Circle City	Believe Circle City	Charter-INS	Believe Circle City
5385	5554	Indianapolis Public Schools	Brookside School 54	IPS	
5385	5635	Indianapolis Public Schools	Benjamin Harrison School 2	IPS	
5385	5530	Indianapolis Public Schools	Broad Ripple Middle School	IPS	
5385	5579	Indianapolis Public Schools	Carl Wilde School 79	IPS	
5385	5635	Indianapolis Public Schools	Center For Inquiry 2	IPS	
5385	5668	Indianapolis Public Schools	Center for Inquiry 27	IPS	
5385	5659	Indianapolis Public Schools	Center for Inquiry 84	IPS	
5385	5538	Indianapolis Public Schools	Center for Inquiry School 70	IPS	
9445	6208	Charles A Tindley Accelerated Schl	Charles A Tindley Accelerated Sch	Independent Charter	N/A
5385	5605	Indianapolis Public Schools	Charles W Fairbanks Sch 105	IPS	
9380	5874	Christel House Academy South	Christel House Academy South	Charter-INS	Miller Transportati
9395	5871	Christel House Academy West	Christel House Academy West	Independent Charter	Miller Transportati
9380	9709	Christel House Academy South	Christel House Watanabe Manual High School	Charter-INS	Miller Transportati
5385	5582	Indianapolis Public Schools	Christian Park School 82	IPS	
9150	1126	Circle City Prep Charter School	Circle City Prep	Independent Charter	N/A
5385	5662	Indianapolis Public Schools	Clarence Farrington School 61	IPS	
5385	5498	Indianapolis Public Schools	Cold Spring School	IPS-INS	
5385	5474	Indianapolis Public Schools	Crispus Attucks Medical Magnet H5	IPS	
5385	5546	Indianapolis Public Schools	Daniel Webster School 46	IPS	
5385	5570	Indianapolis Public Schools	Edison School of the Arts 47	IPS-INS	
5385	5534	Indianapolis Public Schools	Eleanor Skillen School 34	IPS	
9365	5667	Enlace Academy	Enlace Academy	Charter-INS	Miller Transportati
5385	5590	Indianapolis Public Schools	Ernie Pyle School 90	IPS	
5385	5674	Indianapolis Public Schools	Frederick Douglass School 19	IPS	
8970	9966	GEO Next Generation High School	GEO Next Generation High School	Independent Charter	***
5385	5587	Indianapolis Public Schools	George W Carver School 87	IPS	
5385	5557	Indianapolis Public Schools	George W Julian School 57	IPS	
5385	5644	Indianapolis Public Schools	George Washington High School	IPS	
9975	1112	Global Preparatory Academy	Global Preparatory Academy	Charter-INS	IPS Provided
5385	5601	Indianapolis Public Schools	H L Harshman Middle School	IPS	
9650	5724	Herron Charter	Herron High School	Charter-INS	Herron Classical Sch
9538	9702	Herron Prep	Herron Prep	Charter-INS	Herron Classical Sch
9651	5304	The Hope Academy	Hope Academy	Charter-INS	***
5385	5467	Indianapolis Public Schools	HW Longfellow Med/STEM Magnet Middle School	IPS	
5385	108	Indianapolis Public Schools	Impact Academy	IPS	
8895	5444	IN Math & Science Academy - North	IN Math & Science Academy - North	Independent Charter	Miller Transportati
9785	5837	Indiana Math and Science Academy	Indiana Math & Science Academy	Independent Charter	Miller Transportati
9670	5664	Indianapolis Metropolitan High Sch	Indianapolis Metropolitan High Sch	Independent Charter	N/A
8675	9532	Invent Learning Hub	Invent Learning Hub	Independent Charter	Miller Transportati
5385	5555	Indianapolis Public Schools	IPS/Butler University Laboratory School 55	IPS	
5385	5560	Indianapolis Public Schools	IPS/Butler University Laboratory School 60	IPS	
9331	1531	Irvington Community Elementary School	Irvington Community Elementary School	Independent Charter	N/A
9332	1532	Irvington Community Middle School	Irvington Community Middle School	Independent Charter	N/A
9330	1537	Irvington Community School	Irvington Community School	Independent Charter	N/A
9045	4894	J & R Phalen Leadership Academy	James and Rosemary Phalen Leadership Academy Middle Sch	Independent Charter	N/A
5385	5531	Indianapolis Public Schools	James A Garfield Sch 31	IPS	
8085	5503	PLA at George H Fisher School 93	PLA @ 93	Charter-INS	IPS Provided
8040	9961	James and Rosemary Phalen Leadership Academy	James Russell Lowell School 51	Independent Charter	N/A
5385	5551	Indianapolis Public Schools	James Whitcomb Riley School 43	IPS	
5385	5543	Indianapolis Public Schools	Jonathan Jennings School 109	IPS	
5385	5609	Indianapolis Public Schools	Jonathan Jennings School 109	IPS	
9400	5860	KIPP Indpls College Preparatory	KIPP Indy College Prep Middle	Charter-INS	IPS Provided
9135	9138	KIPP Indy Legacy High	KIPP Indy Legacy High	Charter-INS	IPS Provided
9410	5741	KIPP Indy Unite Elementary	KIPP Indy Unite Elementary	Charter-INS	IPS Provided
5385	5607	Indianapolis Public Schools	Lew Wallace School 107	IPS	
9737	9002	Liberty Grove Schools	Liberty Grove	Charter-INS	IPS Provided
9954	5548	Phalen Leadership Academy at Louis B Russell School 48	PLA @ 48	Charter-INS	IPS Provided
9342	9343	Matchbook Learning	The Match	Independent Charter	Miller Transportati
9090	1041	Matchbook Learning	Matchbook Learning at Wendell Phillips School 63	Charter-INS	IPS Provided
5385	5596	Indianapolis Public Schools	Meredith Nicholson School 96	IPS	
5385	5577	Indianapolis Public Schools	Merle Sidemer Gifted Academy	IPS	
9829	9839	Monarca Academy	Monarca Academy	Charter-INS	IPS Provided
5385	5516	Indianapolis Public Schools	Northwest Community Middle School	IPS	
9060	139	Paramount Community Heights	Paramount Community Heights	Independent Charter	Miller Transportati
9165	7861	Paramount Englewood	Paramount Englewood	Independent Charter	Miller Transportati
9680	5508	Paramount School Of Excellence Inc	Paramount School of Excellence - Brookside	Independent Charter	Miller Transportati
8950	5603	Phalen Leadership Academy at Francis Scott Key School 103	Phalen at Francis Scott Key 103	Charter-INS	IPS Provided
9925	5496	Phalen Leadership Academy - IN Inc	Phalen Leadership Academy - IN Inc	Independent Charter	N/A
9085	1006	pilotED Schools	pilotED Schools: Bethel Park	Independent Charter	***
9533	9703	Promise Prep	Promise Prep	Independent Charter	N/A
8635	7782	Purdue Polytechnic High Sch North	Purdue Polytechnic High Sch North	Charter-INS	N/A
9015	4271	Purdue Polytechnic High School Ind	Purdue Polytechnic High School Ind	Charter-INS	N/A
5385	5558	Indianapolis Public Schools	Ralph Waldo Emerson School 58	IPS	

9145	1122	Riverside High School	Riverside High School	Charter-INS	Herron Classical Sch
5385	5606	Indianapolis Public Schools	Robert Lee Frost School 106	IPS	
9170	9997	Rooted School Indy	Rooted School Indy	Independent Charter	Central Transportat
5385	5591	Indianapolis Public Schools	Rousseau McClellan School 91	IPS	
9485	5868	SE Neighborhood Sch of Excellence	SE Neighborhood Sch of Excellence	Independent Charter	Miller Transportat
5385	5492	Indianapolis Public Schools	Shortridge High School	IPS	
8980	9971	The PATH School	The PATH School at School 67	Charter-INS	Miller Transportat
5385	5574	Indianapolis Public Schools	Theodore Potter School 74	IPS	
5385	5515	Indianapolis Public Schools	Thomas D Gregg School 15	IPS-INS	
5385	109	Indianapolis Public Schools	Thrival Academy	IPS-INS	
9425	5621	Tindley Genesis Academy	Tindley Genesis Academy	Independent Charter	N/A
9430	5629	Tindley Summit Academy	Tindley Summit Academy	Independent Charter	N/A
9575	5523	Victory College Preparatory Academy	Victory College Prep (Indpls Lighthouse Charter School)	Independent Charter	Miller Transportat
9935	5899	Vision Academy	Vision Academy	Independent Charter	N/A
5385	5514	Indianapolis Public Schools	Washington Irving School 14	IPS-INS	
5385	5539	Indianapolis Public Schools	William McKinley School 39	IPS	
5385	5549	Indianapolis Public Schools	William Penn School 49	IPS	
				SUM	N/A
				AVERAGE	N/A
				COUNT	/53
				PARTICIPATION COUNT	/XX



OBI  
ISCB  
Trine  
Closed after 24-25

Corp ID	Schl ID	Corp Name	Schl Name	Category	Yellow Bus Contr
9970	1111	ACE Preparatory Academy	ACE Preparatory Academy	Independent Charter	N/A
9130	9993	Adelante at Emma Donnan	Adelante at Emma Donnan	Charter-INS	IPS Provide
9065	1002	Allegiant Preparatory Academy	Allegiant Preparatory Academy	Independent Charter	N/A
9615	5488	Andrew J Brown Academy	Andrew J Brown Academy	Independent Charter	<a href="#">Link</a>
5385	5588	Indianapolis Public Schools	Anna Brochhausen School 88	IPS	
5385	5466	Indianapolis Public Schools	Arlington Community Middle School	IPS	
5385	5623	Indianapolis Public Schools	Arlington Woods Elementary School 99	IPS-INS	
5385	5462	Indianapolis Public Schools	Arsenal Technical High School	IPS	
9645	5716	Avondale Meadows Academy	Avondale Meadows Academy	Independent Charter	N/A
9040	7094	Avondale Meadows Middle School	Avondale Meadows Middle School	Charter-INS	N/A
9140	9994	Believe Circle City	Believe Circle City	Charter-INS	***
5385	5554	Indianapolis Public Schools	Brookside School 54	IPS	
5385	5635	Indianapolis Public Schools	Benjamin Harrison School 2	IPS	
5385	5530	Indianapolis Public Schools	Broad Ripple Middle School	IPS	
5385	5579	Indianapolis Public Schools	Carl Wilde School 79	IPS	
5385	5635	Indianapolis Public Schools	Center For Inquiry 2	IPS	
5385	5668	Indianapolis Public Schools	Center for Inquiry 27	IPS	
5385	5659	Indianapolis Public Schools	Center for Inquiry 84	IPS	
5385	5538	Indianapolis Public Schools	Center for Inquiry School 70	IPS	
9445	6208	Charles A Tindley Accelerated Schl	Charles A Tindley Accelerated Sch	Independent Charter	N/A
5385	5605	Indianapolis Public Schools	Charles W Fairbanks Sch 105	IPS	
9380	5874	Christel House Academy South	Christel House Academy South	Charter-INS	***
9395	5871	Christel House Academy West	Christel House Academy West	Independent Charter	***
9380	9709	Christel House Academy South	Christel House Watanabe Manual High School	Charter-INS	***
5385	5582	Indianapolis Public Schools	Christian Park School 82	IPS	
9150	1126	Circle City Prep Charter School	Circle City Prep	Independent Charter	N/A
5385	5662	Indianapolis Public Schools	Clarence Farrington School 61	IPS	
5385	5498	Indianapolis Public Schools	Cold Spring School	IPS-INS	
5385	5474	Indianapolis Public Schools	Crispus Attucks Medical Magnet H5	IPS	
5385	5546	Indianapolis Public Schools	Daniel Webster School 46	IPS	
5385	5570	Indianapolis Public Schools	Edison School of the Arts 47	IPS-INS	
5385	5534	Indianapolis Public Schools	Eleanor Skillen School 34	IPS	
9365	5667	Enlace Academy	Enlace Academy	Charter-INS	<a href="#">Link</a>
5385	5590	Indianapolis Public Schools	Ernie Pyle School 90	IPS	
5385	5674	Indianapolis Public Schools	Frederick Douglass School 19	IPS	
8970	9966	GEO Next Generation High School	GEO Next Generation High School	Independent Charter	***
5385	5587	Indianapolis Public Schools	George W Carver School 87	IPS	
5385	5557	Indianapolis Public Schools	George W Julian School 57	IPS	
5385	5644	Indianapolis Public Schools	George Washington High School	IPS	
9975	1112	Global Preparatory Academy	Global Preparatory Academy	Charter-INS	IPS Provide
5385	5601	Indianapolis Public Schools	H L Harshman Middle School	IPS	
9650	5724	Herron Charter	Herron High School	Charter-INS	Internal
9538	9702	Herron Prep	Herron Prep	Charter-INS	Internal
9651	5304	The Hope Academy	Hope Academy	Charter-INS	***
5385	5467	Indianapolis Public Schools	HW Longfellow Med/STEM Magnet Middle School	IPS	
5385	108	Indianapolis Public Schools	Impact Academy	IPS	
9895	5444	IN Math & Science Academy - North	IN Math & Science Academy - North	Independent Charter	North Miller Co
9785	5837	Indiana Math and Science Academy	Indiana Math & Science Academy	Independent Charter	West Miller Co
9670	5664	Indianapolis Metropolitan High Sch	Indianapolis Metropolitan High Sch	Independent Charter	N/A
8675	9532	Invent Learning Hub	Invent Learning Hub	Independent Charter	<a href="#">Link</a>
5385	5555	Indianapolis Public Schools	IPS/Butler University Laboratory School 55	IPS	
5385	5560	Indianapolis Public Schools	IPS/Butler University Laboratory School 60	IPS	
9331	1531	Irvington Community Elementary School	Irvington Community Elementary School	Independent Charter	N/A
9332	1532	Irvington Community Middle School	Irvington Community Middle School	Independent Charter	N/A
9330	1537	Irvington Community School	Irvington Community School	Independent Charter	N/A
9045	4894	J & R Phalen Leadership Academy	James and Rosemary Phalen Leadership Academy Middle Sch	Independent Charter	N/A
5385	5531	Indianapolis Public Schools	James A Garfield Sch 31	IPS	
9085	5593	PLA at George H Fisher School 93	PLA @ 93	Charter-INS	IPS Provide
9040	9961	James and Rosemary Phalen Leadership Academy	James Russell Lowell School 51	Independent Charter	N/A
5385	5551	Indianapolis Public Schools	James Russell Lowell School 51	IPS	
5385	5543	Indianapolis Public Schools	James Whitcomb Riley School 43	IPS	
5385	5609	Indianapolis Public Schools	Jonathan Jennings School 109	IPS	
9400	5860	KIPP Indpls College Preparatory	KIPP Indy College Prep Middle	Charter-INS	IPS Provide
9135	9138	KIPP Indy Legacy High	KIPP Indy Legacy High	Charter-INS	IPS Provide
9410	5741	KIPP Indy Unite Elementary	KIPP Indy Unite Elementary	Charter-INS	IPS Provide
5385	5607	Indianapolis Public Schools	Lew Wallace School 107	IPS	
9737	9002	Liberty Grove Schools	Liberty Grove	Charter-INS	IPS Provide
9954	5548	Phalen Leadership Academy at Louis B Russell School 48	PLA @ 48	Charter-INS	IPS Provide
9342	9343	Matchbook Learning	The Match	Independent Charter	***
9090	1041	Matchbook Learning	Matchbook Learning at Wendell Phillips School 63	Charter-INS	IPS Provide
5385	5596	Indianapolis Public Schools	Meredith Nicholson School 96	IPS	
5385	5577	Indianapolis Public Schools	Merle Sidener Gifted Academy	IPS	
9829	9839	Monarca Academy	Monarca Academy	Charter-INS	IPS Provide
5385	5516	Indianapolis Public Schools	Northwest Community Middle School	IPS	
9060	139	Paramount Community Heights	Paramount Community Heights	Independent Charter	No Contract - As
9165	7861	Paramount Englewood	Paramount Englewood	Independent Charter	No Contract - As
9680	5508	Paramount School Of Excellence Inc	Paramount School of Excellence - Brookside	Independent Charter	No Contract - As
8950	5603	Phalen Leadership Academy at Francis Scott Key School 103	Phalen at Francis Scott Key 103	Charter-INS	IPS Provide
9925	5496	Phalen Leadership Academy - IN Inc	Phalen Leadership Academy - IN Inc	Independent Charter	N/A
9085	1006	pilotED Schools	pilotED Schools: Bethel Park	Independent Charter	***
9533	9703	Promise Prep	Promise Prep	Independent Charter	N/A
8635	7782	Purdue Polytechnic High Sch North	Purdue Polytechnic High Sch North	Charter-INS	N/A
9015	4271	Purdue Polytechnic High School Ind	Purdue Polytechnic High School Ind	Charter-INS	N/A
5385	5558	Indianapolis Public Schools	Ralph Waldo Emerson School 58	IPS	

9145	1122	Riverside High School	Riverside High School	Charter-INS	Internal
5385	5606	Indianapolis Public Schools	Robert Lee Frost School 106	IPS	
					***
9170	9997	Rooted School Indy	Rooted School Indy	Independent Charter	
5385	5591	Indianapolis Public Schools	Rousseau McClellan School 91	IPS	
9485	5868	SE Neighborhood Sch of Excellence	SE Neighborhood Sch of Excellence	Independent Charter	***
5385	5492	Indianapolis Public Schools	Shortridge High School	IPS	
8980	9971	The PATH School	The PATH School at School 67	Charter-INS	***
5385	5574	Indianapolis Public Schools	Theodore Potter School 74	IPS	
5385	5515	Indianapolis Public Schools	Thomas D Gregg School 15	IPS-INS	
5385	109	Indianapolis Public Schools	Thrival Academy	IPS-INS	
9425	5621	Tindley Genesis Academy	Tindley Genesis Academy	Independent Charter	N/A
9430	5629	Tindley Summit Academy	Tindley Summit Academy	Independent Charter	N/A
9575	5523	Victory College Preparatory Academy	Victory College Prep (Indpls Lighthouse Charter School)	Independent Charter	***
9935	5899	Vision Academy	Vision Academy	Independent Charter	N/A
5385	5514	Indianapolis Public Schools	Washington Irving School 14	IPS-INS	
5385	5539	Indianapolis Public Schools	William McKinley School 39	IPS	
5385	5549	Indianapolis Public Schools	William Penn School 49	IPS	
				SUM	N/A
				AVERAGE	N/A
				COUNT	/53
				PARTICIPATION COUNT	/XX

OBI
ISCB
Trine
Closed after 24-25



Corp ID	Schl ID	Corp Name	Schl Name	Category	Yellow Bus Contract Cost 24-25
9970	1111	ACE Preparatory Academy	ACE Preparatory Academy	Independent Charter	N/A
9130	9993	Adelante at Emma Donnan	Adelante at Emma Donnan	Charter-INS	\$350,000.00
9065	1002	Allegiant Preparatory Academy	Allegiant Preparatory Academy	Independent Charter	N/A
9615	5488	Andrew J Brown Academy	Andrew J Brown Academy	Independent Charter	\$521,448.68
5385	5588	Indianapolis Public Schools	Anna Brochhausen School 88	IPS	
5385	5466	Indianapolis Public Schools	Arlington Community Middle School	IPS	
5385	5623	Indianapolis Public Schools	Arlington Woods Elementary School 99	IPS-INS	
5385	5462	Indianapolis Public Schools	Arsenal Technical High School	IPS	
9645	5716	Avondale Meadows Academy	Avondale Meadows Academy	Independent Charter	N/A
9040	7994	Avondale Meadows Middle School	Avondale Meadows Middle School	Charter-INS	N/A
9140	9994	Believe Circle City	Believe Circle City	Charter-INS	\$400,000
5385	5554	Indianapolis Public Schools	Brookside School 54	IPS	
5385	5635	Indianapolis Public Schools	Benjamin Harrison School 2	IPS	
5385	5530	Indianapolis Public Schools	Broad Ripple Middle School	IPS	
5385	5579	Indianapolis Public Schools	Carl Wilde School 79	IPS	
5385	5635	Indianapolis Public Schools	Center For Inquiry 2	IPS	
5385	5668	Indianapolis Public Schools	Center for Inquiry 27	IPS	
5385	5659	Indianapolis Public Schools	Center for Inquiry 84	IPS	
5385	5538	Indianapolis Public Schools	Center for Inquiry School 70	IPS	
9445	6208	Charles A Tindley Accelerated Schl	Charles A Tindley Accelerated Sch	Independent Charter	N/A
5385	5605	Indianapolis Public Schools	Charles W Fairbanks Sch 105	IPS	
9380	5874	Christel House Academy South	Christel House Academy South	Charter-INS	\$582,660.00
9395	5871	Christel House Academy West	Christel House Academy West	Independent Charter	\$248,400.00
9380	9709	Christel House Academy South	Christel House Watanabe Manual High School	Charter-INS	Combined with So
5385	5582	Indianapolis Public Schools	Christian Park School 82	IPS	
9150	1126	Circle City Prep Charter School	Circle City Prep	Independent Charter	N/A
5385	5662	Indianapolis Public Schools	Clarence Farrington School 61	IPS	
5385	5498	Indianapolis Public Schools	Cold Spring School	IPS-INS	
5385	5474	Indianapolis Public Schools	Crispus Attucks Medical Magnet H5	IPS	
5385	5546	Indianapolis Public Schools	Daniel Webster School 46	IPS	
5385	5570	Indianapolis Public Schools	Edison School of the Arts 47	IPS-INS	
5385	5534	Indianapolis Public Schools	Eleanor Skillen School 34	IPS	
9365	5667	Enlace Academy	Enlace Academy	Charter-INS	\$591,300.00
5385	5590	Indianapolis Public Schools	Ernie Pyle School 90	IPS	
5385	5674	Indianapolis Public Schools	Frederick Douglass School 19	IPS	
8970	9966	GEO Next Generation High School	GEO Next Generation High School	Independent Charter	***
5385	5587	Indianapolis Public Schools	George W Carver School 87	IPS	
5385	5557	Indianapolis Public Schools	George W Julian School 57	IPS	
5385	5644	Indianapolis Public Schools	George Washington High School	IPS	
9975	1112	Global Preparatory Academy	Global Preparatory Academy	Charter-INS	ASK IPS
5385	5601	Indianapolis Public Schools	H L Harshman Middle School	IPS	
9650	5724	Herron Charter	Herron High School	Charter-INS	Combined with Rve
9538	9702	Herron Prep	Herron Prep	Charter-INS	Combined with Rve
9651	5304	The Hope Academy	Hope Academy	Charter-INS	***
5385	5467	Indianapolis Public Schools	HW Longfellow Med/STEM Magnet Middle School	IPS	
5385	108	Indianapolis Public Schools	Impact Academy	IPS	
8895	5444	IN Math & Science Academy - North	IN Math & Science Academy - North	Independent Charter	\$873,964.00
9785	5837	Indiana Math and Science Academy	Indiana Math & Science Academy	Independent Charter	\$374,556.00
9670	5664	Indianapolis Metropolitan High Sch	Indianapolis Metropolitan High Sch	Independent Charter	N/A
8675	9532	Invent Learning Hub	Invent Learning Hub	Independent Charter	\$192,000.00
5385	5555	Indianapolis Public Schools	IPS/Butler University Laboratory School 55	IPS	
5385	5560	Indianapolis Public Schools	IPS/Butler University Laboratory School 60	IPS	
9331	1531	Irvington Community Elementary School	Irvington Community Elementary School	Independent Charter	N/A
9332	1532	Irvington Community Middle School	Irvington Community Middle School	Independent Charter	N/A
9330	1537	Irvington Community School	Irvington Community School	Independent Charter	N/A
9045	4894	J & R Phalen Leadership Academy	James and Rosemary Phalen Leadership Academy Middle Sch	Independent Charter	N/A
5385	5531	Indianapolis Public Schools	James A Garfield Sch 31	IPS	
9085	5503	PLA at George H Fisher School 93	PLA @ 93	Charter-INS	ASK IPS
9040	9961	James and Rosemary Phalen Leadership Academy	James Russell Lowell School 51	Independent Charter	N/A
5385	5551	Indianapolis Public Schools	James Whitcomb Riley School 43	IPS	
5385	5543	Indianapolis Public Schools	Jonathan Jennings School 109	IPS	
5385	5609	Indianapolis Public Schools	Jonathan Jennings School 109	IPS	
9400	5860	KIPP Indpls College Preparatory	KIPP Indy College Prep Middle	Charter-INS	ASK IPS
9135	9138	KIPP Indy Legacy High	KIPP Indy Legacy High	Charter-INS	\$142,000.00
9410	5741	KIPP Indy Unite Elementary	KIPP Indy Unite Elementary	Charter-INS	ASK IPS
5385	5607	Indianapolis Public Schools	Lew Wallace School 107	IPS	
9737	9002	Liberty Grove Schools	Liberty Grove	Charter-INS	\$264,158.66
9954	5548	Phalen Leadership Academy at Louis B Russell School 48	PLA @ 48	Charter-INS	ASK IPS
9342	9343	Matchbook Learning	The Match	Independent Charter	\$140,000.00
9090	1041	Matchbook Learning	Matchbook Learning at Wendell Phillips School 63	Charter-INS	IPS Provided
5385	5596	Indianapolis Public Schools	Meredith Nicholson School 96	IPS	
5385	5577	Indianapolis Public Schools	Merle Sidener Gifted Academy	IPS	
9829	9839	Monarca Academy	Monarca Academy	Charter-INS	\$0.00
5385	5516	Indianapolis Public Schools	Northwest Community Middle School	IPS	
9060	139	Paramount Community Heights	Paramount Community Heights	Independent Charter	\$3,552.50
9165	7861	Paramount Englewood	Paramount Englewood	Independent Charter	\$2,315.00
9680	5508	Paramount School Of Excellence Inc	Paramount School of Excellence - Brookside	Independent Charter	\$14,892.50
8950	5603	Phalen Leadership Academy at Francis Scott Key School 103	Phalen at Francis Scott Key 103	Charter-INS	ASK IPS
9925	5496	Phalen Leadership Academy - IN Inc	Phalen Leadership Academy - IN Inc	Independent Charter	N/A
9085	1006	pilotED Schools	pilotED Schools: Bethel Park	Independent Charter	***
9533	9703	Promise Prep	Promise Prep	Independent Charter	N/A
8635	7782	Purdue Polytechnic High Sch North	Purdue Polytechnic High Sch North	Charter-INS	N/A
9015	4271	Purdue Polytechnic High School Ind	Purdue Polytechnic High School Ind	Charter-INS	N/A
5385	5558	Indianapolis Public Schools	Ralph Waldo Emerson School 58	IPS	



9145	1122	Riverside High School	Riverside High School	Charter-INS	\$572,152
5385	5606	Indianapolis Public Schools	Robert Lee Frost School 106	IPS	
					\$220,000.00
9170	9997	Rooted School Indy	Rooted School Indy	Independent Charter	
5385	5591	Indianapolis Public Schools	Rousseau McClellan School 91	IPS	
9485	5868	SE Neighborhood Sch of Excellence	SE Neighborhood Sch of Excellence	Independent Charter	\$471,525.00
5385	5492	Indianapolis Public Schools	Shortridge High School	IPS	
8980	9971	The PATH School	The PATH School at School 67	Charter-INS	ASK IPS
5385	5574	Indianapolis Public Schools	Theodore Potter School 74	IPS	
5385	5515	Indianapolis Public Schools	Thomas D Gregg School 15	IPS-INS	
5385	109	Indianapolis Public Schools	Thrival Academy	IPS-INS	
9425	5621	Tindley Genesis Academy	Tindley Genesis Academy	Independent Charter	N/A
9430	5629	Tindley Summit Academy	Tindley Summit Academy	Independent Charter	N/A
9575	5523	Victory College Preparatory Academy	Victory College Prep (Indpls Lighthouse Charter School)	Independent Charter	\$1,386,900
9935	5899	Vision Academy	Vision Academy	Independent Charter	N/A
5385	5514	Indianapolis Public Schools	Washington Irving School 14	IPS-INS	
5385	5539	Indianapolis Public Schools	William McKinley School 39	IPS	
5385	5549	Indianapolis Public Schools	William Penn School 49	IPS	
				SUM	\$7,351,824.34
				AVERAGE	\$367,591.22
				COUNT	/53
				PARTICIPATION COUNT	/XX



OBI  
ISCB  
Trine  
Closed after 24-25

Corp ID	Schl ID	Corp Name	Schl Name	Category	Transportation service model - IndyGo 24-25
9970	1111	ACE Preparatory Academy	ACE Preparatory Academy	Independent Charter	2
9130	9993	Adelante at Emma Donnan	Adelante at Emma Donnan	Charter-INS	N/A
9065	1002	Allegiant Preparatory Academy	Allegiant Preparatory Academy	Independent Charter	N/A
9615	5488	Andrew J Brown Academy	Andrew J Brown Academy	Independent Charter	N/A
5385	5588	Indianapolis Public Schools	Anna Brochhausen School 88	IPS	
5385	5466	Indianapolis Public Schools	Arlington Community Middle School	IPS	
5385	5623	Indianapolis Public Schools	Arlington Woods Elementary School 99	IPS-INS	
5385	5462	Indianapolis Public Schools	Arsenal Technical High School	IPS	
9645	5716	Avondale Meadows Academy	Avondale Meadows Academy	Independent Charter	N/A
9040	7994	Avondale Meadows Middle School	Avondale Meadows Middle School	Charter-INS	N/A
9140	9994	Believe Circle City	Believe Circle City	Charter-INS	30
5385	5554	Indianapolis Public Schools	Brookside School 54	IPS	
5385	5635	Indianapolis Public Schools	Benjamin Harrison School 2	IPS	
5385	5530	Indianapolis Public Schools	Broad Ripple Middle School	IPS	
5385	5579	Indianapolis Public Schools	Carl Wilde School 79	IPS	
5385	5635	Indianapolis Public Schools	Center For Inquiry 2	IPS	
5385	5668	Indianapolis Public Schools	Center for Inquiry 27	IPS	
5385	5659	Indianapolis Public Schools	Center for Inquiry 84	IPS	
5385	5538	Indianapolis Public Schools	Center for Inquiry School 70	IPS	
9445	6208	Charles A Tindley Accelerated Schl	Charles A Tindley Accelerated Sch	Independent Charter	20
5385	5605	Indianapolis Public Schools	Charles W Fairbanks Sch 105	IPS	
9380	5874	Christel House Academy South	Christel House Academy South	Charter-INS	0
9395	5871	Christel House Academy West	Christel House Academy West	Independent Charter	0
9380	9709	Christel House Academy South	Christel House Watanabe Manual High School	Charter-INS	0
5385	5582	Indianapolis Public Schools	Christian Park School 82	IPS	
9150	1126	Circle City Prep Charter School	Circle City Prep	Independent Charter	2
5385	5662	Indianapolis Public Schools	Clarence Farrington School 61	IPS	
5385	5498	Indianapolis Public Schools	Cold Spring School	IPS-INS	
5385	5474	Indianapolis Public Schools	Crispus Attucks Medical Magnet H5	IPS	
5385	5546	Indianapolis Public Schools	Daniel Webster School 46	IPS	
5385	5570	Indianapolis Public Schools	Edison School of the Arts 47	IPS-INS	
5385	5534	Indianapolis Public Schools	Eleanor Skillen School 34	IPS	
9365	5667	Enlace Academy	Enlace Academy	Charter-INS	N/A
5385	5590	Indianapolis Public Schools	Ernie Pyle School 90	IPS	
5385	5674	Indianapolis Public Schools	Frederick Douglass School 19	IPS	
8970	9966	GEO Next Generation High School	GEO Next Generation High School	Independent Charter	***
5385	5587	Indianapolis Public Schools	George W Carver School 87	IPS	
5385	5557	Indianapolis Public Schools	George W Julian School 57	IPS	
5385	5644	Indianapolis Public Schools	George Washington High School	IPS	
9975	1112	Global Preparatory Academy	Global Preparatory Academy	Charter-INS	N/A
5385	5601	Indianapolis Public Schools	H L Harshman Middle School	IPS	
9650	5724	Herron Charter	Herron High School	Charter-INS	262
9538	9702	Herron Prep	Herron Prep	Charter-INS	N/A
9651	5304	The Hope Academy	Hope Academy	Charter-INS	***
5385	5467	Indianapolis Public Schools	HW Longfellow Med/STEM Magnet Middle School	IPS	
5385	108	Indianapolis Public Schools	Impact Academy	IPS	
8895	5444	IN Math & Science Academy - North	IN Math & Science Academy - North	Independent Charter	1
9785	5837	Indiana Math and Science Academy	Indiana Math & Science Academy	Independent Charter	0
9670	5664	Indianapolis Metropolitan High Sch	Indianapolis Metropolitan High Sch	Independent Charter	65
8675	9532	Invent Learning Hub	Invent Learning Hub	Independent Charter	N/A
5385	5555	Indianapolis Public Schools	IPS/Butler University Laboratory School 55	IPS	
5385	5560	Indianapolis Public Schools	IPS/Butler University Laboratory School 60	IPS	
9331	1531	Irvington Community Elementary School	Irvington Community Elementary School	Independent Charter	N/A
9332	1532	Irvington Community Middle School	Irvington Community Middle School	Independent Charter	N/A
9330	1537	Irvington Community School	Irvington Community School	Independent Charter	N/A
9045	4894	J & R Phalen Leadership Academy	James and Rosemary Phalen Leadership Academy Middle Sch	Independent Charter	N/A
5385	5531	Indianapolis Public Schools	James A Garfield Sch 31	IPS	
9085	5593	PLA at George H Fisher School 93	PLA @ 93	Charter-INS	N/A
9040	9961	James and Rosemary Phalen Leadership Academy	James Russell Lowell School 51	Independent Charter	N/A
5385	5551	Indianapolis Public Schools	James Whitcomb Riley School 43	IPS	
5385	5543	Indianapolis Public Schools	Jonathan Jennings School 109	IPS	
5385	5609	Indianapolis Public Schools	KIPP Indy College Prep Middle	Charter-INS	N/A
9400	5860	KIPP Indpls College Preparatory	KIPP Indy Legacy High	Charter-INS	N/A
9135	9138	KIPP Indy Legacy High	KIPP Indy Unite Elementary	Charter-INS	N/A
9410	5741	KIPP Indy Unite Elementary	Lew Wallace School 107	IPS	
5385	5607	Indianapolis Public Schools	Liberty Grove	Charter-INS	N/A
9737	9002	Liberty Grove Schools	PLA @ 48	Charter-INS	N/A
9954	5548	Phalen Leadership Academy at Louis B Russell School 48	The Match	Independent Charter	***
9312	9343	Matchbook Learning	Matchbook Learning at Wendell Phillips School 63	Charter-INS	N/A
9090	1041	Matchbook Learning	Meredith Nicholson School 96	IPS	
5385	5596	Indianapolis Public Schools	Merle Sidener Gifted Academy	IPS	
5385	5577	Indianapolis Public Schools	Monarca Academy	Charter-INS	0
9829	9839	Monarca Academy	Northwest Community Middle School	IPS	
5385	5516	Indianapolis Public Schools	Paramount Community Heights	Independent Charter	ASK OUT
9060	139	Paramount Community Heights	Paramount Englewood	Independent Charter	N/A
9165	7861	Paramount Englewood	Paramount School of Excellence - Brookside	Independent Charter	ASK OUT
9680	5508	Paramount School Of Excellence Inc	Phalen at Francis Scott Key 103	Charter-INS	N/A
8950	5603	Phalen Leadership Academy at Francis Scott Key School 103	Phalen Leadership Academy - IN Inc	Independent Charter	N/A
9925	5496	Phalen Leadership Academy - IN Inc	pilotED Schools: Bethel Park	Independent Charter	***
9085	1006	pilotED Schools	Promise Prep	Independent Charter	N/A
9533	9703	Promise Prep	Purdue Polytechnic High Sch North	Charter-INS	53
8635	7782	Purdue Polytechnic High Sch North	Purdue Polytechnic High School Ind	Charter-INS	300
9015	4271	Purdue Polytechnic High School Ind	Ralph Waldo Emerson School 58	IPS	
5385	5558	Indianapolis Public Schools			

9145	1122	Riverside High School	Riverside High School	Charter-INS	103
5385	5606	Indianapolis Public Schools	Robert Lee Frost School 106	IPS	
					***
9170	9997	Rooted School Indy	Rooted School Indy	Independent Charter	
5385	5591	Indianapolis Public Schools	Rousseau McClellan School 91	IPS	
9485	5868	SE Neighborhood Sch of Excellence	SE Neighborhood Sch of Excellence	Independent Charter	0
5385	5492	Indianapolis Public Schools	Shortridge High School	IPS	
8980	9971	The PATH School	The PATH School at School 67	Charter-INS	0
5385	5574	Indianapolis Public Schools	Theodore Potter School 74	IPS	
5385	5515	Indianapolis Public Schools	Thomas D Gregg School 15	IPS-INS	
5385	109	Indianapolis Public Schools	Thrival Academy	IPS-INS	
9425	5621	Tindley Genesis Academy	Tindley Genesis Academy	Independent Charter	10
9430	5629	Tindley Summit Academy	Tindley Summit Academy	Independent Charter	0
9575	5523	Victory College Preparatory Academy	Victory College Prep (Indpls Lighthouse Charter School)	Independent Charter	N/A
9935	5899	Vision Academy	Vision Academy	Independent Charter	***
5385	5514	Indianapolis Public Schools	Washington Irving School 14	IPS-INS	
5385	5539	Indianapolis Public Schools	William McKinley School 39	IPS	
5385	5549	Indianapolis Public Schools	William Penn School 49	IPS	
				<b>SUM</b>	848
				<b>AVERAGE</b>	N/A
				<b>COUNT</b>	/53
				<b>PARTICIPATION COUNT</b>	/XX



OBI  
ISCB  
Trine  
Closed after 24-25

Corp ID	Schl ID	Corp Name	Schl Name	Category	IndyGo Cost 24-25
9970	1111	ACE Preparatory Academy	ACE Preparatory Academy	Independent Charter	\$1,000.00
9130	9993	Adelante at Emma Donnan	Adelante at Emma Donnan	Charter-INS	N/A
9065	1002	Allegiant Preparatory Academy	Allegiant Preparatory Academy	Independent Charter	N/A
9615	5488	Andrew J Brown Academy	Andrew J Brown Academy	Independent Charter	N/A
5385	5588	Indianapolis Public Schools	Anna Brochhausen School 88	IPS	
5385	5466	Indianapolis Public Schools	Arlington Community Middle School	IPS	
5385	5623	Indianapolis Public Schools	Arlington Woods Elementary School 99	IPS-INS	
5385	5462	Indianapolis Public Schools	Arsenal Technical High School	IPS	
9645	5716	Avondale Meadows Academy	Avondale Meadows Academy	Independent Charter	N/A
9040	7094	Avondale Meadows Middle School	Avondale Meadows Middle School	Charter-INS	N/A
9140	9994	Believe Circle City	Believe Circle City	Charter-INS	\$20,000.00
5385	5554	Indianapolis Public Schools	Brookside School 54	IPS	
5385	5635	Indianapolis Public Schools	Benjamin Harrison School 2	IPS	
5385	5530	Indianapolis Public Schools	Broad Ripple Middle School	IPS	
5385	5579	Indianapolis Public Schools	Carl Wilde School 79	IPS	
5385	5635	Indianapolis Public Schools	Center For Inquiry 2	IPS	
5385	5668	Indianapolis Public Schools	Center for Inquiry 27	IPS	
5385	5659	Indianapolis Public Schools	Center for Inquiry 84	IPS	
5385	5538	Indianapolis Public Schools	Center for Inquiry School 70	IPS	
9445	6208	Charles A Tindley Accelerated Schl	Charles A Tindley Accelerated Sch	Independent Charter	\$12,000.00
5385	5605	Indianapolis Public Schools	Charles W Fairbanks Sch 105	IPS	
9380	5874	Christel House Academy South	Christel House Academy South	Charter-INS	\$0.00
9395	5871	Christel House Academy West	Christel House Academy West	Independent Charter	\$0.00
9380	9709	Christel House Academy South	Christel House Watanabe Manual High School	Charter-INS	\$0.00
5385	5582	Indianapolis Public Schools	Christian Park School 82	IPS	
9150	1126	Circle City Prep Charter School	Circle City Prep	Independent Charter	\$0.00
5385	5662	Indianapolis Public Schools	Clarence Farrington School 61	IPS	
5385	5498	Indianapolis Public Schools	Cold Spring School	IPS-INS	
5385	5474	Indianapolis Public Schools	Crispus Attucks Medical Magnet H5	IPS	
5385	5546	Indianapolis Public Schools	Daniel Webster School 46	IPS	
5385	5570	Indianapolis Public Schools	Edison School of the Arts 47	IPS-INS	
5385	5534	Indianapolis Public Schools	Eleanor Skillen School 34	IPS	
9365	5667	Enlace Academy	Enlace Academy	Charter-INS	N/A
5385	5590	Indianapolis Public Schools	Ernie Pyle School 90	IPS	
5385	5674	Indianapolis Public Schools	Frederick Douglass School 19	IPS	
8970	9966	GEO Next Generation High School	GEO Next Generation High School	Independent Charter	***
5385	5587	Indianapolis Public Schools	George W Carver School 87	IPS	
5385	5557	Indianapolis Public Schools	George W Julian School 57	IPS	
5385	5644	Indianapolis Public Schools	George Washington High School	IPS	
9975	1112	Global Preparatory Academy	Global Preparatory Academy	Charter-INS	N/A
5385	5601	Indianapolis Public Schools	H L Harshman Middle School	IPS	
9650	5724	Herron Charter	Herron High School	Charter-INS	\$7,860.00
9538	9702	Herron Prep	Herron Prep	Charter-INS	N/A
9651	5304	The Hope Academy	Hope Academy	Charter-INS	***
5385	5467	Indianapolis Public Schools	HW Longfellow Med/STEM Magnet Middle School	IPS	
5385	108	Indianapolis Public Schools	Impact Academy	IPS	
8895	5444	IN Math & Science Academy - North	IN Math & Science Academy - North	Independent Charter	\$450.00
9785	5837	Indiana Math and Science Academy	Indiana Math & Science Academy	Independent Charter	\$0.00
9670	5664	Indianapolis Metropolitan High Sch	Indianapolis Metropolitan High Sch	Independent Charter	\$20,000.00
8675	9532	Invent Learning Hub	Invent Learning Hub	Independent Charter	N/A
5385	5555	Indianapolis Public Schools	IPS/Butler University Laboratory School 55	IPS	
5385	5560	Indianapolis Public Schools	IPS/Butler University Laboratory School 60	IPS	
9331	1531	Irvington Community Elementary School	Irvington Community Elementary School	Independent Charter	N/A
9332	1532	Irvington Community Middle School	Irvington Community Middle School	Independent Charter	N/A
9330	1537	Irvington Community School	Irvington Community School	Independent Charter	N/A
9045	4894	J & R Phalen Leadership Academy	James and Rosemary Phalen Leadership Academy Middle Sch	Independent Charter	N/A
5385	5531	Indianapolis Public Schools	James A Garfield Sch 31	IPS	
9085	5503	PLA at George H Fisher School 93	PLA @ 93	Charter-INS	N/A
9040	9961	James and Rosemary Phalen Leadership Academy	James Russell Lowell School 51	Independent Charter	N/A
5385	5551	Indianapolis Public Schools	James Whitcomb Riley School 43	IPS	
5385	5543	Indianapolis Public Schools	Jonathan Jennings School 109	IPS	
5385	5609	Indianapolis Public Schools	Jonathan Jennings School 109	IPS	
9400	5860	KIPP Indpls College Preparatory	KIPP Indy College Prep Middle	Charter-INS	N/A
9135	9138	KIPP Indy Legacy High	KIPP Indy Legacy High	Charter-INS	N/A
9410	5741	KIPP Indy Unite Elementary	KIPP Indy Unite Elementary	Charter-INS	N/A
5385	5607	Indianapolis Public Schools	Lew Wallace School 107	IPS	
9737	9002	Liberty Grove Schools	Liberty Grove	Charter-INS	N/A
9954	5548	Phalen Leadership Academy at Louis B Russell School 48	PLA @ 48	Charter-INS	N/A
9342	9343	Matchbook Learning	The Match	Independent Charter	***
9090	1041	Matchbook Learning	Matchbook Learning at Wendell Phillips School 63	Charter-INS	N/A
5385	5596	Indianapolis Public Schools	Meredith Nicholson School 96	IPS	
5385	5577	Indianapolis Public Schools	Merle Sidener Gifted Academy	IPS	
9829	9839	Monarca Academy	Monarca Academy	Charter-INS	\$0.00
5385	5516	Indianapolis Public Schools	Northwest Community Middle School	IPS	
9060	139	Paramount Community Heights	Paramount Community Heights	Independent Charter	\$2,370.00
9165	7861	Paramount Englewood	Paramount Englewood	Independent Charter	N/A
9680	5508	Paramount School Of Excellence Inc	Paramount School of Excellence - Brookside	Independent Charter	\$180.00
8950	5603	Phalen Leadership Academy at Francis Scott Key School 103	Phalen at Francis Scott Key 103	Charter-INS	N/A
9925	5496	Phalen Leadership Academy - IN Inc	Phalen Leadership Academy - IN Inc	Independent Charter	N/A
9085	1006	pilotED Schools	pilotED Schools: Bethel Park	Independent Charter	***
9533	9703	Promise Prep	Promise Prep	Independent Charter	N/A
8635	7782	Purdue Polytechnic High Sch North	Purdue Polytechnic High Sch North	Charter-INS	\$5,300.00
9015	4271	Purdue Polytechnic High School Ind	Purdue Polytechnic High School Ind	Charter-INS	\$30,000.00
5385	5558	Indianapolis Public Schools	Ralph Waldo Emerson School 58	IPS	

9145	1122	Riverside High School	Riverside High School	Charter-INS	\$3,090.00
5385	5606	Indianapolis Public Schools	Robert Lee Frost School 106	IPS	
					***
9170	9997	Rooted School Indy	Rooted School Indy	Independent Charter	
5385	5591	Indianapolis Public Schools	Rousseau McClellan School 91	IPS	
9485	5868	SE Neighborhood Sch of Excellence	SE Neighborhood Sch of Excellence	Independent Charter	\$0.00
5385	5492	Indianapolis Public Schools	Shortridge High School	IPS	
8980	9971	The PATH School	The PATH School at School 67	Charter-INS	\$0.00
5385	5574	Indianapolis Public Schools	Theodore Potter School 74	IPS	
5385	5515	Indianapolis Public Schools	Thomas D Gregg School 15	IPS-INS	
5385	109	Indianapolis Public Schools	Thrival Academy	IPS-INS	
9425	5621	Tindley Genesis Academy	Tindley Genesis Academy	Independent Charter	\$2,130.00
9430	5629	Tindley Summit Academy	Tindley Summit Academy	Independent Charter	\$0.00
9575	5523	Victory College Preparatory Academy	Victory College Prep (Indpls Lighthouse Charter School)	Independent Charter	N/A
9935	5899	Vision Academy	Vision Academy	Independent Charter	***
5385	5514	Indianapolis Public Schools	Washington Irving School 14	IPS-INS	
5385	5539	Indianapolis Public Schools	William McKinley School 39	IPS	
5385	5549	Indianapolis Public Schools	William Penn School 49	IPS	
<b>SUM</b>					\$104,680.00
<b>AVERAGE</b>					N/A
<b>COUNT</b>					/53
<b>PARTICIPATION COUNT</b>					/XX



OBI  
ISCB  
Trine  
Closed after 24-25



Corp ID	Schl ID	Corp Name	Schl Name	Category	Transportation
9970	1111	ACE Preparatory Academy	ACE Preparatory Academy	Independent Charter	
9130	9993	Adelante at Emma Donnan	Adelante at Emma Donnan	Charter-INS	
9065	1002	Allegiant Preparatory Academy	Allegiant Preparatory Academy	Independent Charter	
9615	5488	Andrew J Brown Academy	Andrew J Brown Academy	Independent Charter	
5385	5588	Indianapolis Public Schools	Anna Brochhausen School 88	IPS	
5385	5466	Indianapolis Public Schools	Arlington Community Middle School	IPS	
5385	5623	Indianapolis Public Schools	Arlington Woods Elementary School 99	IPS-INS	
5385	5462	Indianapolis Public Schools	Arsenal Technical High School	IPS	
9645	5716	Avondale Meadows Academy	Avondale Meadows Academy	Independent Charter	
9040	7994	Avondale Meadows Middle School	Avondale Meadows Middle School	Charter-INS	
9140	9994	Believe Circle City	Believe Circle City	Charter-INS	
5385	5554	Indianapolis Public Schools	Brookside School 54	IPS	
5385	5635	Indianapolis Public Schools	Benjamin Harrison School 2	IPS	
5385	5530	Indianapolis Public Schools	Broad Ripple Middle School	IPS	
5385	5579	Indianapolis Public Schools	Carl Wilde School 79	IPS	
5385	5635	Indianapolis Public Schools	Center For Inquiry 2	IPS	
5385	5668	Indianapolis Public Schools	Center for Inquiry 27	IPS	
5385	5659	Indianapolis Public Schools	Center for Inquiry 84	IPS	
5385	5538	Indianapolis Public Schools	Center for Inquiry School 70	IPS	
9445	6208	Charles A Tindley Accelerated Schl	Charles A Tindley Accelerated Sch	Independent Charter	McKinney
5385	5605	Indianapolis Public Schools	Charles W Fairbanks Sch 105	IPS	
9380	5874	Christel House Academy South	Christel House Academy South	Charter-INS	
9395	5871	Christel House Academy West	Christel House Academy West	Independent Charter	
9380	9709	Christel House Academy South	Christel House Watanabe Manual High School	Charter-INS	
5385	5582	Indianapolis Public Schools	Christian Park School 82	IPS	
9150	1126	Circle City Prep Charter School	Circle City Prep	Independent Charter	
5385	5662	Indianapolis Public Schools	Clarence Farrington School 61	IPS	
5385	5498	Indianapolis Public Schools	Cold Spring School	IPS-INS	
5385	5474	Indianapolis Public Schools	Crispus Attucks Medical Magnet H5	IPS	
5385	5546	Indianapolis Public Schools	Daniel Webster School 46	IPS	
5385	5570	Indianapolis Public Schools	Edison School of the Arts 47	IPS-INS	
5385	5534	Indianapolis Public Schools	Eleanor Skillen School 34	IPS	
9365	5667	Enlace Academy	Enlace Academy	Charter-INS	
5385	5590	Indianapolis Public Schools	Ernie Pyle School 90	IPS	
5385	5674	Indianapolis Public Schools	Frederick Douglass School 19	IPS	
8970	9966	GEO Next Generation High School	GEO Next Generation High School	Independent Charter	
5385	5587	Indianapolis Public Schools	George W Carver School 87	IPS	
5385	5557	Indianapolis Public Schools	George W Julian School 57	IPS	
5385	5644	Indianapolis Public Schools	George Washington High School	IPS	
9975	1112	Global Preparatory Academy	Global Preparatory Academy	Charter-INS	Outsource 51
5385	5601	Indianapolis Public Schools	H L Harshman Middle School	IPS	
9650	5724	Herron Charter	Herron High School	Charter-INS	
9538	9702	Herron Prep	Herron Prep	Charter-INS	
9651	5304	The Hope Academy	Hope Academy	Charter-INS	
5385	5467	Indianapolis Public Schools	HW Longfellow Med/STEM Magnet Middle School	IPS	
5385	108	Indianapolis Public Schools	Impact Academy	IPS	
8895	5444	IN Math & Science Academy - North	IN Math & Science Academy - North	Independent Charter	
9785	5837	Indiana Math and Science Academy	Indiana Math & Science Academy	Independent Charter	
9670	5664	Indianapolis Metropolitan High Sch	Indianapolis Metropolitan High Sch	Independent Charter	
8675	9532	Invent Learning Hub	Invent Learning Hub	Independent Charter	
5385	5555	Indianapolis Public Schools	IPS/Butler University Laboratory School 55	IPS	
5385	5560	Indianapolis Public Schools	IPS/Butler University Laboratory School 60	IPS	
9331	1531	Irvington Community Elementary School	Irvington Community Elementary School	Independent Charter	
9332	1532	Irvington Community Middle School	Irvington Community Middle School	Independent Charter	
9330	1537	Irvington Community School	Irvington Community School	Independent Charter	
9045	4894	J & R Phalen Leadership Academy	James and Rosemary Phalen Leadership Academy Middle Sch	Independent Charter	
5385	5531	Indianapolis Public Schools	James A Garfield Sch 31	IPS	
9085	5593	PLA at George H Fisher School 93	PLA @ 93	Charter-INS	
9040	9961	James and Rosemary Phalen Leadership Academy	James Russell Lowell School 51	Independent Charter	
5385	5551	Indianapolis Public Schools	James Whitcomb Riley School 43	IPS	
5385	5543	Indianapolis Public Schools	Jonathan Jennings School 109	IPS	
5385	5609	Indianapolis Public Schools	Jonathan Jennings School 109	IPS	
9400	5860	KIPP Indpls College Preparatory	KIPP Indy College Prep Middle	Charter-INS	McKinney
9135	9138	KIPP Indy Legacy High	KIPP Indy Legacy High	Charter-INS	McKinney
9410	5741	KIPP Indy Unite Elementary	KIPP Indy Unite Elementary	Charter-INS	McKinney
5385	5607	Indianapolis Public Schools	Lew Wallace School 107	IPS	
9737	9002	Liberty Grove Schools	Liberty Grove	Charter-INS	
9954	5548	Phalen Leadership Academy at Louis B Russell School 48	PLA @ 48	Charter-INS	
9342	9343	Matchbook Learning	The Match	Independent Charter	
9090	1041	Matchbook Learning	Matchbook Learning at Wendell Phillips School 63	Charter-INS	
5385	5596	Indianapolis Public Schools	Meredith Nicholson School 96	IPS	
5385	5577	Indianapolis Public Schools	Merle Sidener Gifted Academy	IPS	
9829	9839	Monarca Academy	Monarca Academy	Charter-INS	
5385	5516	Indianapolis Public Schools	Northwest Community Middle School	IPS	
9060	139	Paramount Community Heights	Paramount Community Heights	Independent Charter	
9165	7861	Paramount Englewood	Paramount Englewood	Independent Charter	
9680	5508	Paramount School Of Excellence Inc	Paramount School of Excellence - Brookside	Independent Charter	
8950	5603	Phalen Leadership Academy at Francis Scott Key School 103	Phalen at Francis Scott Key 103	Charter-INS	
9925	5496	Phalen Leadership Academy - IN Inc	Phalen Leadership Academy - IN Inc	Independent Charter	
9085	1006	pilotED Schools	pilotED Schools: Bethel Park	Independent Charter	
9533	9703	Promise Prep	Promise Prep	Independent Charter	
8635	7782	Purdue Polytechnic High Sch North	Purdue Polytechnic High Sch North	Charter-INS	
9015	4271	Purdue Polytechnic High School Ind	Purdue Polytechnic High School Ind	Charter-INS	
5385	5558	Indianapolis Public Schools	Ralph Waldo Emerson School 58	IPS	



9145	1122	Riverside High School	Riverside High School	Charter-INS	
5385	5606	Indianapolis Public Schools	Robert Lee Frost School 106	IPS	
9170	9997	Rooted School Indy	Rooted School Indy	Independent Charter	Monthly Gas Car 2020-2023- in hoc 2023-2024-
5385	5591	Indianapolis Public Schools	Rousseau McClellan School 91	IPS	
9485	5868	SE Neighborhood Sch of Excellence	SE Neighborhood Sch of Excellence	Independent Charter	
5385	5492	Indianapolis Public Schools	Shortridge High School	IPS	
8980	9971	The PATH School	The PATH School at School 67	Charter-INS	
5385	5574	Indianapolis Public Schools	Theodore Potter School 74	IPS	
5385	5515	Indianapolis Public Schools	Thomas D Gregg School 15	IPS-INS	
5385	109	Indianapolis Public Schools	Thrival Academy	IPS-INS	
9425	5621	Tindley Genesis Academy	Tindley Genesis Academy	Independent Charter	McKinney-Vent
9430	5629	Tindley Summit Academy	Tindley Summit Academy	Independent Charter	McKinney-Vent
9575	5523	Victory College Preparatory Academy	Victory College Prep (Indpls Lighthouse Charter School)	Independent Charter	
9935	5899	Vision Academy	Vision Academy	Independent Charter	
5385	5514	Indianapolis Public Schools	Washington Irving School 14	IPS-INS	
5385	5539	Indianapolis Public Schools	William McKinley School 39	IPS	
5385	5549	Indianapolis Public Schools	William Penn School 49	IPS	
				SUM	
				AVERAGE	
				COUNT	
				PARTICIPATION COUNT	



OBI  
ISCB  
Trine  
Closed after 24-25

Corp ID	Schl ID	Corp Name	Schl Name	Category	Other Vendor
9970	1111	ACE Preparatory Academy	ACE Preparatory Academy	Independent Charter	N/A
9130	9993	Adelante at Emma Donnan	Adelante at Emma Donnan	Charter-INS	N/A
9065	1002	Allegiant Preparatory Academy	Allegiant Preparatory Academy	Independent Charter	N/A
9615	5488	Andrew J Brown Academy	Andrew J Brown Academy	Independent Charter	N/A
5385	5588	Indianapolis Public Schools	Anna Brochhausen School 88	IPS	
5385	5466	Indianapolis Public Schools	Arlington Community Middle School	IPS	
5385	5623	Indianapolis Public Schools	Arlington Woods Elementary School 99	IPS-INS	
5385	5462	Indianapolis Public Schools	Arsenal Technical High School	IPS	
9645	5716	Avondale Meadows Academy	Avondale Meadows Academy	Independent Charter	N/A
9040	7094	Avondale Meadows Middle School	Avondale Meadows Middle School	Charter-INS	N/A
9140	9994	Believe Circle City	Believe Circle City	Charter-INS	N/A
5385	5554	Indianapolis Public Schools	Brookside School 54	IPS	
5385	5635	Indianapolis Public Schools	Benjamin Harrison School 2	IPS	
5385	5530	Indianapolis Public Schools	Broad Ripple Middle School	IPS	
5385	5579	Indianapolis Public Schools	Carl Wilde School 79	IPS	
5385	5635	Indianapolis Public Schools	Center For Inquiry 2	IPS	
5385	5668	Indianapolis Public Schools	Center for Inquiry 27	IPS	
5385	5659	Indianapolis Public Schools	Center for Inquiry 84	IPS	
5385	5538	Indianapolis Public Schools	Center for Inquiry School 70	IPS	
9445	6208	Charles A Tindley Accelerated Schl	Charles A Tindley Accelerated Sch	Independent Charter	HopSkipDr
5385	5605	Indianapolis Public Schools	Charles W Fairbanks Sch 105	IPS	
9380	5874	Christel House Academy South	Christel House Academy South	Charter-INS	N/A
9395	5871	Christel House Academy West	Christel House Academy West	Independent Charter	N/A
9380	9709	Christel House Academy South	Christel House Watanabe Manual High School	Charter-INS	N/A
5385	5582	Indianapolis Public Schools	Christian Park School 82	IPS	
9150	1126	Circle City Prep Charter School	Circle City Prep	Independent Charter	N/A
5385	5662	Indianapolis Public Schools	Clarence Farrington School 61	IPS	
5385	5498	Indianapolis Public Schools	Cold Spring School	IPS-INS	
5385	5474	Indianapolis Public Schools	Crispus Attucks Medical Magnet H5	IPS	
5385	5546	Indianapolis Public Schools	Daniel Webster School 46	IPS	
5385	5570	Indianapolis Public Schools	Edison School of the Arts 47	IPS-INS	
5385	5534	Indianapolis Public Schools	Eleanor Skillen School 34	IPS	
9365	5667	Enlace Academy	Enlace Academy	Charter-INS	N/A
5385	5590	Indianapolis Public Schools	Ernie Pyle School 90	IPS	
5385	5674	Indianapolis Public Schools	Frederick Douglass School 19	IPS	
8970	9966	GEO Next Generation High School	GEO Next Generation High School	Independent Charter	***
5385	5587	Indianapolis Public Schools	George W Carver School 87	IPS	
5385	5557	Indianapolis Public Schools	George W Julian School 57	IPS	
5385	5644	Indianapolis Public Schools	George Washington High School	IPS	
9975	1112	Global Preparatory Academy	Global Preparatory Academy	Charter-INS	EZ Route Transp
5385	5601	Indianapolis Public Schools	H L Harshman Middle School	IPS	
9650	5724	Herron Charter	Herron High School	Charter-INS	N/A
9538	9702	Herron Prep	Herron Prep	Charter-INS	N/A
9651	5304	The Hope Academy	Hope Academy	Charter-INS	***
5385	5467	Indianapolis Public Schools	HW Longfellow Med/STEM Magnet Middle School	IPS	
5385	108	Indianapolis Public Schools	Impact Academy	IPS	
8895	5444	IN Math & Science Academy - North	IN Math & Science Academy - North	Independent Charter	N/A
9785	5837	Indiana Math and Science Academy	Indiana Math & Science Academy	Independent Charter	N/A
9670	5664	Indianapolis Metropolitan High Sch	Indianapolis Metropolitan High Sch	Independent Charter	N/A
8675	9532	Invent Learning Hub	Invent Learning Hub	Independent Charter	N/A
5385	5555	Indianapolis Public Schools	IPS/Butler University Laboratory School 55	IPS	
5385	5560	Indianapolis Public Schools	IPS/Butler University Laboratory School 60	IPS	
9331	1531	Irvington Community Elementary School	Irvington Community Elementary School	Independent Charter	N/A
9332	1532	Irvington Community Middle School	Irvington Community Middle School	Independent Charter	N/A
9330	1537	Irvington Community School	Irvington Community School	Independent Charter	N/A
9045	4894	J & R Phalen Leadership Academy	James and Rosemary Phalen Leadership Academy Middle Sch	Independent Charter	N/A
5385	5531	Indianapolis Public Schools	James A Garfield Sch 31	IPS	
9085	5593	PLA at George H Fisher School 93	PLA @ 93	Charter-INS	N/A
9040	9961	James and Rosemary Phalen Leadership Academy	James Russell Lowell School 51	Independent Charter	N/A
5385	5551	Indianapolis Public Schools	James Whitcomb Riley School 43	IPS	
5385	5543	Indianapolis Public Schools	Jonathan Jennings School 109	IPS	
5385	5609	Indianapolis Public Schools	Jonathan Jennings School 109	IPS	
9400	5860	KIPP Indpls College Preparatory	KIPP Indy College Prep Middle	Charter-INS	EverDrive
9135	9138	KIPP Indy Legacy High	KIPP Indy Legacy High	Charter-INS	EverDrive
9410	5741	KIPP Indy Unite Elementary	KIPP Indy Unite Elementary	Charter-INS	EverDrive
5385	5607	Indianapolis Public Schools	Lew Wallace School 107	IPS	
9737	9002	Liberty Grove Schools	Liberty Grove	Charter-INS	N/A
9954	5548	Phalen Leadership Academy at Louis B Russell School 48	PLA @ 48	Charter-INS	N/A
9342	9343	Matchbook Learning	The Match	Independent Charter	***
9090	1041	Matchbook Learning	Matchbook Learning at Wendell Phillips School 63	Charter-INS	N/A
5385	5596	Indianapolis Public Schools	Meredith Nicholson School 96	IPS	
5385	5577	Indianapolis Public Schools	Merle Sidemer Gifted Academy	IPS	
9829	9839	Monarca Academy	Monarca Academy	Charter-INS	HopeSkipD
5385	5516	Indianapolis Public Schools	Northwest Community Middle School	IPS	
9060	139	Paramount Community Heights	Paramount Community Heights	Independent Charter	N/A
9165	7861	Paramount Englewood	Paramount Englewood	Independent Charter	N/A
9680	5508	Paramount School Of Excellence Inc	Paramount School of Excellence - Brookside	Independent Charter	N/A
8950	5603	Phalen Leadership Academy at Francis Scott Key School 103	Phalen at Francis Scott Key 103	Charter-INS	N/A
9925	5496	Phalen Leadership Academy - IN Inc	Phalen Leadership Academy - IN Inc	Independent Charter	N/A
9085	1006	pilotED Schools	pilotED Schools: Bethel Park	Independent Charter	***
9533	9703	Promise Prep	Promise Prep	Independent Charter	N/A
8635	7782	Purdue Polytechnic High Sch North	Purdue Polytechnic High Sch North	Charter-INS	N/A
9015	4271	Purdue Polytechnic High School Ind	Purdue Polytechnic High School Ind	Charter-INS	N/A
5385	5558	Indianapolis Public Schools	Ralph Waldo Emerson School 58	IPS	

9145	1122	Riverside High School	Riverside High School	Charter-INS	N/A
5385	5606	Indianapolis Public Schools	Robert Lee Frost School 106	IPS	
9170	9997	Rooted School Indy	Rooted School Indy	Independent Charter	2301 HAWTHORNE \$7500
5385	5591	Indianapolis Public Schools	Rousseau McClellan School 91	IPS	
9485	5868	SE Neighborhood Sch of Excellence	SE Neighborhood Sch of Excellence	Independent Charter	N/A
5385	5492	Indianapolis Public Schools	Shortridge High School	IPS	
8980	9971	The PATH School	The PATH School at School 67	Charter-INS	N/A
5385	5574	Indianapolis Public Schools	Theodore Potter School 74	IPS	
5385	5515	Indianapolis Public Schools	Thomas D Gregg School 15	IPS-INS	
5385	109	Indianapolis Public Schools	Thrival Academy	IPS-INS	
9425	5621	Tindley Genesis Academy	Tindley Genesis Academy	Independent Charter	HopSkipDr
9430	5629	Tindley Summit Academy	Tindley Summit Academy	Independent Charter	HopSkipDr
9575	5523	Victory College Preparatory Academy	Victory College Prep (Indpls Lighthouse Charter School)	Independent Charter	N/A
9935	5899	Vision Academy	Vision Academy	Independent Charter	***
5385	5514	Indianapolis Public Schools	Washington Irving School 14	IPS-INS	
5385	5539	Indianapolis Public Schools	William McKinley School 39	IPS	
5385	5549	Indianapolis Public Schools	William Penn School 49	IPS	
				SUM	N/A
				AVERAGE	N/A
				COUNT	/53
				PARTICIPATION COUNT	/XX



OBI  
ISCB  
Trine  
Closed after 24-25

Corp ID	Schl ID	Corp Name	Schl Name	Category	Other Contract 24-25
9970	1111	ACE Preparatory Academy	ACE Preparatory Academy	Independent Charter	N/A
9130	9993	Adelante at Emma Donnan	Adelante at Emma Donnan	Charter-INS	N/A
9065	1002	Allegiant Preparatory Academy	Allegiant Preparatory Academy	Independent Charter	N/A
9615	5488	Andrew J Brown Academy	Andrew J Brown Academy	Independent Charter	N/A
5385	5588	Indianapolis Public Schools	Anna Brochhausen School 88	IPS	
5385	5466	Indianapolis Public Schools	Arlington Community Middle School	IPS	
5385	5623	Indianapolis Public Schools	Arlington Woods Elementary School 99	IPS-INS	
5385	5462	Indianapolis Public Schools	Arsenal Technical High School	IPS	
9645	5716	Avondale Meadows Academy	Avondale Meadows Academy	Independent Charter	N/A
9040	7094	Avondale Meadows Middle School	Avondale Meadows Middle School	Charter-INS	N/A
9140	9994	Believe Circle City	Believe Circle City	Charter-INS	N/A
5385	5554	Indianapolis Public Schools	Brookside School 54	IPS	
5385	5635	Indianapolis Public Schools	Benjamin Harrison School 2	IPS	
5385	5530	Indianapolis Public Schools	Broad Ripple Middle School	IPS	
5385	5579	Indianapolis Public Schools	Carl Wilde School 79	IPS	
5385	5635	Indianapolis Public Schools	Center For Inquiry 2	IPS	
5385	5668	Indianapolis Public Schools	Center for Inquiry 27	IPS	
5385	5659	Indianapolis Public Schools	Center for Inquiry 84	IPS	
5385	5538	Indianapolis Public Schools	Center for Inquiry School 70	IPS	
9445	6208	Charles A Tindley Accelerated Schl	Charles A Tindley Accelerated Sch	Independent Charter	In OEI folder
5385	5605	Indianapolis Public Schools	Charles W Fairbanks Sch 105	IPS	
9380	5874	Christel House Academy South	Christel House Academy South	Charter-INS	N/A
9395	5871	Christel House Academy West	Christel House Academy West	Independent Charter	N/A
9380	9709	Christel House Academy South	Christel House Watanabe Manual High School	Charter-INS	N/A
5385	5582	Indianapolis Public Schools	Christian Park School 82	IPS	
9150	1126	Circle City Prep Charter School	Circle City Prep	Independent Charter	N/A
5385	5662	Indianapolis Public Schools	Clarence Farrington School 61	IPS	
5385	5498	Indianapolis Public Schools	Cold Spring School	IPS-INS	
5385	5474	Indianapolis Public Schools	Crispus Attucks Medical Magnet H5	IPS	
5385	5546	Indianapolis Public Schools	Daniel Webster School 46	IPS	
5385	5570	Indianapolis Public Schools	Edison School of the Arts 47	IPS-INS	
5385	5534	Indianapolis Public Schools	Eleanor Skillen School 34	IPS	
9365	5667	Enlace Academy	Enlace Academy	Charter-INS	N/A
5385	5590	Indianapolis Public Schools	Ernie Pyle School 90	IPS	
5385	5674	Indianapolis Public Schools	Frederick Douglass School 19	IPS	
8970	9966	GEO Next Generation High School	GEO Next Generation High School	Independent Charter	***
5385	5587	Indianapolis Public Schools	George W Carver School 87	IPS	
5385	5557	Indianapolis Public Schools	George W Julian School 57	IPS	
5385	5644	Indianapolis Public Schools	George Washington High School	IPS	
9975	1112	Global Preparatory Academy	Global Preparatory Academy	Charter-INS	***
5385	5601	Indianapolis Public Schools	H L Harshman Middle School	IPS	
9650	5724	Herron Charter	Herron High School	Charter-INS	N/A
9538	9702	Herron Prep	Herron Prep	Charter-INS	N/A
9651	5304	The Hope Academy	Hope Academy	Charter-INS	***
5385	5467	Indianapolis Public Schools	HW Longfellow Med/STEM Magnet Middle School	IPS	
5385	108	Indianapolis Public Schools	Impact Academy	IPS	
9895	5444	IN Math & Science Academy - North	IN Math & Science Academy - North	Independent Charter	N/A
9785	5837	Indiana Math and Science Academy	Indiana Math & Science Academy	Independent Charter	N/A
9670	5664	Indianapolis Metropolitan High Sch	Indianapolis Metropolitan High Sch	Independent Charter	N/A
8675	9532	Invent Learning Hub	Invent Learning Hub	Independent Charter	N/A
5385	5555	Indianapolis Public Schools	IPS/Butler University Laboratory School 55	IPS	
5385	5560	Indianapolis Public Schools	IPS/Butler University Laboratory School 60	IPS	
9331	1531	Irvington Community Elementary School	Irvington Community Elementary School	Independent Charter	N/A
9332	1532	Irvington Community Middle School	Irvington Community Middle School	Independent Charter	N/A
9330	1537	Irvington Community School	Irvington Community School	Independent Charter	N/A
9045	4894	J & R Phalen Leadership Academy	James and Rosemary Phalen Leadership Academy Middle Sch	Independent Charter	N/A
5385	5531	Indianapolis Public Schools	James A Garfield Sch 31	IPS	
9085	5593	PLA at George H Fisher School 93	PLA @ 93	Charter-INS	N/A
9040	9961	James and Rosemary Phalen Leadership Academy	James Russell Lowell School 51	Independent Charter	N/A
5385	5551	Indianapolis Public Schools	James Whitcomb Riley School 43	IPS	
5385	5543	Indianapolis Public Schools	Jonathan Jennings School 109	IPS	
5385	5609	Indianapolis Public Schools	Jonathan Jennings School 109	IPS	
9400	5860	KIPP Indpls College Preparatory	KIPP Indy College Prep Middle	Charter-INS	***
9135	9138	KIPP Indy Legacy High	KIPP Indy Legacy High	Charter-INS	***
9410	5741	KIPP Indy Unite Elementary	KIPP Indy Unite Elementary	Charter-INS	***
5385	5607	Indianapolis Public Schools	Lew Wallace School 107	IPS	
9737	9002	Liberty Grove Schools	Liberty Grove	Charter-INS	N/A
9954	5548	Phalen Leadership Academy at Louis B Russell School 48	PLA @ 48	Charter-INS	N/A
9342	9343	Matchbook Learning	The Match	Independent Charter	***
9090	1041	Matchbook Learning	Matchbook Learning at Wendell Phillips School 63	Charter-INS	N/A
5385	5596	Indianapolis Public Schools	Meredith Nicholson School 96	IPS	
5385	5577	Indianapolis Public Schools	Merle Sidener Gifted Academy	IPS	
9829	9839	Monarca Academy	Monarca Academy	Charter-INS	***
5385	5516	Indianapolis Public Schools	Northwest Community Middle School	IPS	
9060	139	Paramount Community Heights	Paramount Community Heights	Independent Charter	N/A
9165	7861	Paramount Englewood	Paramount Englewood	Independent Charter	N/A
9680	5508	Paramount School Of Excellence Inc	Paramount School of Excellence - Brookside	Independent Charter	N/A
8950	5603	Phalen Leadership Academy at Francis Scott Key School 103	Phalen at Francis Scott Key 103	Charter-INS	N/A
9925	5496	Phalen Leadership Academy - IN Inc	Phalen Leadership Academy - IN Inc	Independent Charter	N/A
9085	1006	pilotED Schools	pilotED Schools: Bethel Park	Independent Charter	***
9533	9703	Promise Prep	Promise Prep	Independent Charter	N/A
8635	7782	Purdue Polytechnic High Sch North	Purdue Polytechnic High Sch North	Charter-INS	N/A
9015	4271	Purdue Polytechnic High School Ind	Purdue Polytechnic High School Ind	Charter-INS	N/A
5385	5558	Indianapolis Public Schools	Ralph Waldo Emerson School 58	IPS	

9145	1122	Riverside High School	Riverside High School	Charter-INS	N/A
5385	5606	Indianapolis Public Schools	Robert Lee Frost School 106	IPS	
9170	9997	Rooted School Indy	Rooted School Indy	Independent Charter	\$19,102.50
5385	5591	Indianapolis Public Schools	Rousseau McClellan School 91	IPS	
9485	5868	SE Neighborhood Sch of Excellence	SE Neighborhood Sch of Excellence	Independent Charter	N/A
5385	5492	Indianapolis Public Schools	Shortridge High School	IPS	
8980	9971	The PATH School	The PATH School at School 67	Charter-INS	N/A
5385	5574	Indianapolis Public Schools	Theodore Potter School 74	IPS	
5385	5515	Indianapolis Public Schools	Thomas D Gregg School 15	IPS-INS	
5385	109	Indianapolis Public Schools	Thrival Academy	IPS-INS	
9425	5621	Tindley Genesis Academy	Tindley Genesis Academy	Independent Charter	***
9430	5629	Tindley Summit Academy	Tindley Summit Academy	Independent Charter	***
9575	5523	Victory College Preparatory Academy	Victory College Prep (Indpls Lighthouse Charter School)	Independent Charter	N/A
9935	5899	Vision Academy	Vision Academy	Independent Charter	***
5385	5514	Indianapolis Public Schools	Washington Irving School 14	IPS-INS	
5385	5539	Indianapolis Public Schools	William McKinley School 39	IPS	
5385	5549	Indianapolis Public Schools	William Penn School 49	IPS	
				SUM	N/A
				AVERAGE	N/A
				COUNT	/53
				PARTICIPATION COUNT	/XX



OBI  
ISCB  
Trine  
Closed after 24-25



Corp ID	Schl ID	Corp Name	Schl Name	Category	Other Contract Year 25
9970	1111	ACE Preparatory Academy	ACE Preparatory Academy	Independent Charter	N/A
9130	9993	Adelante at Emma Donnan	Adelante at Emma Donnan	Charter-INS	N/A
9065	1002	Allegiant Preparatory Academy	Allegiant Preparatory Academy	Independent Charter	N/A
9615	5488	Andrew J Brown Academy	Andrew J Brown Academy	Independent Charter	N/A
5385	5588	Indianapolis Public Schools	Anna Brochhausen School 88	IPS	
5385	5466	Indianapolis Public Schools	Arlington Community Middle School	IPS	
5385	5623	Indianapolis Public Schools	Arlington Woods Elementary School 99	IPS-INS	
5385	5462	Indianapolis Public Schools	Arsenal Technical High School	IPS	
9645	5716	Avondale Meadows Academy	Avondale Meadows Academy	Independent Charter	N/A
9040	7994	Avondale Meadows Middle School	Avondale Meadows Middle School	Charter-INS	N/A
9140	9994	Believe Circle City	Believe Circle City	Charter-INS	N/A
5385	5554	Indianapolis Public Schools	Brookside School 54	IPS	
5385	5635	Indianapolis Public Schools	Benjamin Harrison School 2	IPS	
5385	5530	Indianapolis Public Schools	Broad Ripple Middle School	IPS	
5385	5579	Indianapolis Public Schools	Carl Wilde School 79	IPS	
5385	5635	Indianapolis Public Schools	Center For Inquiry 2	IPS	
5385	5668	Indianapolis Public Schools	Center for Inquiry 27	IPS	
5385	5659	Indianapolis Public Schools	Center for Inquiry 84	IPS	
5385	5538	Indianapolis Public Schools	Center for Inquiry School 70	IPS	
9445	6208	Charles A Tindley Accelerated Schl	Charles A Tindley Accelerated Sch	Independent Charter	\$35,257.29
5385	5605	Indianapolis Public Schools	Charles W Fairbanks Sch 105	IPS	
9380	5874	Christel House Academy South	Christel House Academy South	Charter-INS	N/A
9395	5871	Christel House Academy West	Christel House Academy West	Independent Charter	N/A
9380	9709	Christel House Academy South	Christel House Watanabe Manual High School	Charter-INS	N/A
5385	5582	Indianapolis Public Schools	Christian Park School 82	IPS	
9150	1126	Circle City Prep Charter School	Circle City Prep	Independent Charter	N/A
5385	5662	Indianapolis Public Schools	Clarence Farrington School 61	IPS	
5385	5498	Indianapolis Public Schools	Cold Spring School	IPS-INS	
5385	5474	Indianapolis Public Schools	Crispus Attucks Medical Magnet H5	IPS	
5385	5546	Indianapolis Public Schools	Daniel Webster School 46	IPS	
5385	5570	Indianapolis Public Schools	Edison School of the Arts 47	IPS-INS	
5385	5534	Indianapolis Public Schools	Eleanor Skillen School 34	IPS	
9365	5667	Enlace Academy	Enlace Academy	Charter-INS	N/A
5385	5590	Indianapolis Public Schools	Ernie Pyle School 90	IPS	
5385	5674	Indianapolis Public Schools	Frederick Douglass School 19	IPS	
8970	9966	GEO Next Generation High School	GEO Next Generation High School	Independent Charter	***
5385	5587	Indianapolis Public Schools	George W Carver School 87	IPS	
5385	5557	Indianapolis Public Schools	George W Julian School 57	IPS	
5385	5644	Indianapolis Public Schools	George Washington High School	IPS	
9975	1112	Global Preparatory Academy	Global Preparatory Academy	Charter-INS	\$68,220.00
5385	5601	Indianapolis Public Schools	H L Harshman Middle School	IPS	
9650	5724	Herron Charter	Herron High School	Charter-INS	N/A
9538	9702	Herron Prep	Herron Prep	Charter-INS	N/A
9651	5304	The Hope Academy	Hope Academy	Charter-INS	***
5385	5467	Indianapolis Public Schools	HW Longfellow Med/STEM Magnet Middle School	IPS	
5385	108	Indianapolis Public Schools	Impact Academy	IPS	
8895	5444	IN Math & Science Academy - North	IN Math & Science Academy - North	Independent Charter	N/A
9785	5837	Indiana Math and Science Academy	Indiana Math & Science Academy	Independent Charter	N/A
9670	5664	Indianapolis Metropolitan High Sch	Indianapolis Metropolitan High Sch	Independent Charter	N/A
8675	9532	Invent Learning Hub	Invent Learning Hub	Independent Charter	N/A
5385	5555	Indianapolis Public Schools	IPS/Butler University Laboratory School 55	IPS	
5385	5560	Indianapolis Public Schools	IPS/Butler University Laboratory School 60	IPS	
9331	1531	Irvington Community Elementary School	Irvington Community Elementary School	Independent Charter	N/A
9332	1532	Irvington Community Middle School	Irvington Community Middle School	Independent Charter	N/A
9330	1537	Irvington Community School	Irvington Community School	Independent Charter	N/A
9045	4894	J & R Phalen Leadership Academy	James and Rosemary Phalen Leadership Academy Middle Sch	Independent Charter	N/A
5385	5531	Indianapolis Public Schools	James A Garfield Sch 31	IPS	
9085	5593	PLA at George H Fisher School 93	PLA @ 93	Charter-INS	N/A
9040	9961	James and Rosemary Phalen Leadership Academy	James Russell Lowell School 51	Independent Charter	N/A
5385	5551	Indianapolis Public Schools	James Whitcomb Riley School 43	IPS	
5385	5543	Indianapolis Public Schools	Jonathan Jennings School 109	IPS	
5385	5609	Indianapolis Public Schools	Jonathan Jennings School 109	IPS	
9400	5860	KIPP Indpls College Preparatory	KIPP Indy College Prep Middle	Charter-INS	ASK OUT
9135	9138	KIPP Indy Legacy High	KIPP Indy Legacy High	Charter-INS	ASK OUT
9410	5741	KIPP Indy Unite Elementary	KIPP Indy Unite Elementary	Charter-INS	ASK OUT
5385	5607	Indianapolis Public Schools	Lew Wallace School 107	IPS	
9737	9002	Liberty Grove Schools	Liberty Grove	Charter-INS	N/A
9954	5548	Phalen Leadership Academy at Louis B Russell School 48	PLA @ 48	Charter-INS	N/A
9342	9343	Matchbook Learning	The Match	Independent Charter	***
9090	1041	Matchbook Learning	Matchbook Learning at Wendell Phillips School 63	Charter-INS	N/A
5385	5596	Indianapolis Public Schools	Meredith Nicholson School 96	IPS	
5385	5577	Indianapolis Public Schools	Merle Sidener Gifted Academy	IPS	
9829	9839	Monarca Academy	Monarca Academy	Charter-INS	\$12,100.11
5385	5516	Indianapolis Public Schools	Northwest Community Middle School	IPS	
9060	139	Paramount Community Heights	Paramount Community Heights	Independent Charter	N/A
9165	7861	Paramount Englewood	Paramount Englewood	Independent Charter	N/A
9680	5508	Paramount School Of Excellence Inc	Paramount School of Excellence - Brookside	Independent Charter	N/A
8950	5603	Phalen Leadership Academy at Francis Scott Key School 103	Phalen at Francis Scott Key 103	Charter-INS	N/A
9925	5496	Phalen Leadership Academy - IN Inc	Phalen Leadership Academy - IN Inc	Independent Charter	N/A
9085	1006	pilotED Schools	pilotED Schools: Bethel Park	Independent Charter	***
9533	9703	Promise Prep	Promise Prep	Independent Charter	N/A
8635	7782	Purdue Polytechnic High Sch North	Purdue Polytechnic High Sch North	Charter-INS	N/A
9015	4271	Purdue Polytechnic High School Ind	Purdue Polytechnic High School Ind	Charter-INS	N/A
5385	5558	Indianapolis Public Schools	Ralph Waldo Emerson School 58	IPS	

9145	1122	Riverside High School	Riverside High School	Charter-INS	N/A
5385	5606	Indianapolis Public Schools	Robert Lee Frost School 106	IPS	
					\$7,316.25
9170	9997	Rooted School Indy	Rooted School Indy	Independent Charter	
5385	5591	Indianapolis Public Schools	Rousseau McClellan School 91	IPS	
9485	5868	SE Neighborhood Sch of Excellence	SE Neighborhood Sch of Excellence	Independent Charter	N/A
5385	5492	Indianapolis Public Schools	Shortridge High School	IPS	
8980	9971	The PATH School	The PATH School at School 67	Charter-INS	N/A
5385	5574	Indianapolis Public Schools	Theodore Potter School 74	IPS	
5385	5515	Indianapolis Public Schools	Thomas D Gregg School 15	IPS-INS	
5385	109	Indianapolis Public Schools	Thrival Academy	IPS-INS	
9425	5621	Tindley Genesis Academy	Tindley Genesis Academy	Independent Charter	\$71,966.69
9430	5629	Tindley Summit Academy	Tindley Summit Academy	Independent Charter	\$2,144.00
9575	5523	Victory College Preparatory Academy	Victory College Prep (Indpls Lighthouse Charter School)	Independent Charter	N/A
9935	5899	Vision Academy	Vision Academy	Independent Charter	***
5385	5514	Indianapolis Public Schools	Washington Irving School 14	IPS-INS	
5385	5539	Indianapolis Public Schools	William McKinley School 39	IPS	
5385	5549	Indianapolis Public Schools	William Penn School 49	IPS	
				<b>SUM</b>	\$217,004.34
				<b>AVERAGE</b>	N/A
				<b>COUNT</b>	/53
				<b>PARTICIPATION COUNT</b>	/XX

OBI
ISCB
Trine
Closed after 24-25

Corp ID	Schl ID	Corp Name	Schl Name	Category	McKinney Vento 2021 + Count (we have OES is data from 2021, but w sent an ask to the D
9970	1111	ACE Preparatory Academy	ACE Preparatory Academy	Independent Charter	
9130	9993	Adelante at Emma Donnan	Adelante at Emma Donnan	Charter-INS	
9065	1002	Allegiant Preparatory Academy	Allegiant Preparatory Academy	Independent Charter	
9615	5488	Andrew J Brown Academy	Andrew J Brown Academy	Independent Charter	
5385	5588	Indianapolis Public Schools	Anna Brochhausen School 88	IPS	
5385	5466	Indianapolis Public Schools	Arlington Community Middle School	IPS	
5385	5623	Indianapolis Public Schools	Arlington Woods Elementary School 99	IPS-INS	
5385	5462	Indianapolis Public Schools	Arsenal Technical High School	IPS	
9645	5716	Avondale Meadows Academy	Avondale Meadows Academy	Independent Charter	
9040	7994	Avondale Meadows Middle School	Avondale Meadows Middle School	Charter-INS	
9140	9994	Believe Circle City	Believe Circle City	Charter-INS	
5385	5554	Indianapolis Public Schools	Brookside School 54	IPS	
5385	5635	Indianapolis Public Schools	Benjamin Harrison School 2	IPS	
5385	5530	Indianapolis Public Schools	Broad Ripple Middle School	IPS	
5385	5579	Indianapolis Public Schools	Carl Wilde School 79	IPS	
5385	5635	Indianapolis Public Schools	Center For Inquiry 2	IPS	
5385	5668	Indianapolis Public Schools	Center for Inquiry 27	IPS	
5385	5659	Indianapolis Public Schools	Center for Inquiry 84	IPS	
5385	5538	Indianapolis Public Schools	Center for Inquiry School 70	IPS	
9445	6208	Charles A Tindley Accelerated Schl	Charles A Tindley Accelerated Sch	Independent Charter	
5385	5605	Indianapolis Public Schools	Charles W Fairbanks Sch 105	IPS	
9380	5874	Christel House Academy South	Christel House Academy South	Charter-INS	
9395	5871	Christel House Academy West	Christel House Academy West	Independent Charter	
9380	9709	Christel House Academy South	Christel House Watanabe Manual High School	Charter-INS	
5385	5582	Indianapolis Public Schools	Christian Park School 82	IPS	
9150	1126	Circle City Prep Charter School	Circle City Prep	Independent Charter	
5385	5662	Indianapolis Public Schools	Clarence Farrington School 61	IPS	
5385	5498	Indianapolis Public Schools	Cold Spring School	IPS-INS	
5385	5474	Indianapolis Public Schools	Crispus Attucks Medical Magnet H5	IPS	
5385	5546	Indianapolis Public Schools	Daniel Webster School 46	IPS	
5385	5570	Indianapolis Public Schools	Edison School of the Arts 47	IPS-INS	
5385	5534	Indianapolis Public Schools	Eleanor Skillen School 34	IPS	
9365	5667	Enlace Academy	Enlace Academy	Charter-INS	
5385	5590	Indianapolis Public Schools	Ernie Pyle School 90	IPS	
5385	5674	Indianapolis Public Schools	Frederick Douglass School 19	IPS	
8970	9966	GEO Next Generation High School	GEO Next Generation High School	Independent Charter	
5385	5587	Indianapolis Public Schools	George W Carver School 87	IPS	
5385	5557	Indianapolis Public Schools	George W Julian School 57	IPS	
5385	5644	Indianapolis Public Schools	George Washington High School	IPS	
9975	1112	Global Preparatory Academy	Global Preparatory Academy	Charter-INS	
5385	5601	Indianapolis Public Schools	H L Harshman Middle School	IPS	
9650	5724	Herron Charter	Herron High School	Charter-INS	
9538	9702	Herron Prep	Herron Prep	Charter-INS	
9651	5304	The Hope Academy	Hope Academy	Charter-INS	
5385	5467	Indianapolis Public Schools	HW Longfellow Med/STEM Magnet Middle School	IPS	
5385	108	Indianapolis Public Schools	Impact Academy	IPS	
9895	5444	IN Math & Science Academy - North	IN Math & Science Academy - North	Independent Charter	
9785	5837	Indiana Math and Science Academy	Indiana Math & Science Academy	Independent Charter	
9670	5664	Indianapolis Metropolitan High Sch	Indianapolis Metropolitan High Sch	Independent Charter	
8675	9532	Invent Learning Hub	Invent Learning Hub	Independent Charter	
5385	5555	Indianapolis Public Schools	IPS/Butler University Laboratory School 55	IPS	
5385	5560	Indianapolis Public Schools	IPS/Butler University Laboratory School 60	IPS	
9331	1531	Irvington Community Elementary School	Irvington Community Elementary School	Independent Charter	
9332	1532	Irvington Community Middle School	Irvington Community Middle School	Independent Charter	
9330	1537	Irvington Community School	Irvington Community School	Independent Charter	
9045	4894	J & R Phalen Leadership Academy	James and Rosemary Phalen Leadership Academy Middle Sch	Independent Charter	
5385	5531	Indianapolis Public Schools	James A Garfield Sch 31	IPS	
9085	5593	PLA at George H Fisher School 93	PLA @ 93	Charter-INS	
9040	9961	James and Rosemary Phalen Leadership Academy	James and Rosemary Phalen Leadership Academy High Sch	Independent Charter	
5385	5551	Indianapolis Public Schools	James Russell Lowell School 51	IPS	
5385	5543	Indianapolis Public Schools	James Whitcomb Riley School 43	IPS	
5385	5609	Indianapolis Public Schools	Jonathan Jennings School 109	IPS	
9400	5860	KIPP Indpls College Preparatory	KIPP Indy College Prep Middle	Charter-INS	
9135	9138	KIPP Indy Legacy High	KIPP Indy Legacy High	Charter-INS	
9410	5741	KIPP Indy Unite Elementary	KIPP Indy Unite Elementary	Charter-INS	
5385	5607	Indianapolis Public Schools	Lew Wallace School 107	IPS	
9737	9002	Liberty Grove Schools	Liberty Grove	Charter-INS	
9954	5548	Phalen Leadership Academy at Louis B Russell School 48	PLA @ 48	Charter-INS	
9342	9343	Matchbook Learning	The Match	Independent Charter	
9090	1041	Matchbook Learning	Matchbook Learning at Wendell Phillips School 63	Charter-INS	
5385	5596	Indianapolis Public Schools	Meredith Nicholson School 96	IPS	
5385	5577	Indianapolis Public Schools	Merle Sidener Gifted Academy	IPS	
9829	9839	Monarca Academy	Monarca Academy	Charter-INS	
5385	5516	Indianapolis Public Schools	Northwest Community Middle School	IPS	
9060	139	Paramount Community Heights	Paramount Community Heights	Independent Charter	
9165	7861	Paramount Englewood	Paramount Englewood	Independent Charter	
9680	5508	Paramount School Of Excellence Inc	Paramount School of Excellence - Brookside	Independent Charter	
8950	5603	Phalen Leadership Academy at Francis Scott Key School 103	Phalen at Francis Scott Key 103	Charter-INS	
9925	5496	Phalen Leadership Academy - IN Inc	Phalen Leadership Academy - IN Inc	Independent Charter	
9085	1006	pilotED Schools	pilotED Schools: Bethel Park	Independent Charter	
9533	9703	Promise Prep	Promise Prep	Independent Charter	
8635	7782	Purdue Polytechnic High Sch North	Purdue Polytechnic High Sch North	Charter-INS	
9015	4271	Purdue Polytechnic High School Ind	Purdue Polytechnic High School Ind	Charter-INS	
5385	5558	Indianapolis Public Schools	Ralph Waldo Emerson School 58	IPS	

9145	1122	Riverside High School	Riverside High School	Charter-INS	
5385	5606	Indianapolis Public Schools	Robert Lee Frost School 106	IPS	
9170	9997	Rooted School Indy	Rooted School Indy	Independent Charter	
5385	5591	Indianapolis Public Schools	Rousseau McClellan School 91	IPS	
9485	5868	SE Neighborhood Sch of Excellence	SE Neighborhood Sch of Excellence	Independent Charter	
5385	5492	Indianapolis Public Schools	Shortridge High School	IPS	
8980	9971	The PATH School	The PATH School at School 67	Charter-INS	
5385	5574	Indianapolis Public Schools	Theodore Potter School 74	IPS	
5385	5515	Indianapolis Public Schools	Thomas D Gregg School 15	IPS-INS	
5385	109	Indianapolis Public Schools	Thrival Academy	IPS-INS	
9425	5621	Tindley Genesis Academy	Tindley Genesis Academy	Independent Charter	
9430	5629	Tindley Summit Academy	Tindley Summit Academy	Independent Charter	
9575	5523	Victory College Preparatory Academy	Victory College Prep (Indpls Lighthouse Charter School)	Independent Charter	
9935	5899	Vision Academy	Vision Academy	Independent Charter	
5385	5514	Indianapolis Public Schools	Washington Irving School 14	IPS-INS	
5385	5539	Indianapolis Public Schools	William McKinley School 39	IPS	
5385	5549	Indianapolis Public Schools	William Penn School 49	IPS	
				SUM	
				AVERAGE	
				COUNT	
				PARTICIPATION COUNT	

OBI
ISCB
Trine
Closed after 24-25

# OEI Transportation Data Charter Only – Wednesday, September 24th, 2025

Corp ID	Schl ID	Corp Name	Schl Name
9130	9993	Adelante at Emma Donnan	Adelante at Emma Donnan
9040	7094	Avondale Meadows Middle School	Avondale Meadows Middle School
9140	9994	Believe Circle City	Believe Circle City
9380	5874	Christel House Academy South	Christel House Academy South
9380	9709	Christel House Academy South	Christel House Watanabe Manual High School
9365	5667	Enlace Academy	Enlace Academy
9975	1112	Global Preparatory Academy	Global Preparatory Academy
9650	5724	Herron Charter	Herron High School
9538	9702	Herron Prep	Herron Prep
9651	5304	The Hope Academy	Hope Academy
8685	5593	PLA at George H Fisher School 93	PLA @ 93
9400	5860	KIPP Indpls College Preparatory	KIPP Indy College Prep Middle
9135	9138	KIPP Indy Legacy High	KIPP Indy Legacy High
9410	5741	KIPP Indy Unite Elementary	KIPP Indy Unite Elementary
9737	9002	Liberty Grove Schools	Liberty Grove
9954	5548	Phalen Leadership Academy at Louis B Russell School 48	PLA @ 48
9090	1041	Matchbook Learning	Matchbook Learning at Wendell Phillips School 63
9829	9839	Monarca Academy	Monarca Academy
8950	5603	Phalen Leadership Academy at Francis Scott Key School 103	PLA @ 103
8635	7782	Purdue Polytechnic High Sch North	Purdue Polytechnic High Sch North
9015	4271	Purdue Polytechnic High School Ind	Purdue Polytechnic High School Ind
9145	1122	Riverside High School	Riverside High School
8980	9971	The PATH School	The PATH School at School 67

TOTAL SCHOOLS: 53, excludes virtual academies

	OEI
	ISCB
	Trine
	Closed after 24-25



Corp Name	Schl Name	Cateogry
Adelante at Emma Donnan	Adelante at Emma Donnan	Charter-INS
Avondale Meadows Middle School	Avondale Meadows Middle School	Charter-INS
Believe Circle City	Believe Circle City	Charter-INS
Christel House Academy South	Christel House Academy South	Charter-INS
Christel House Academy South	Christel House Watanabe Manual High School	Charter-INS
Enlace Academy	Enlace Academy	Charter-INS
Global Preparatory Academy	Global Preparatory Academy	Charter-INS
Herron Charter	Herron High School	Charter-INS
Herron Prep	Herron Prep	Charter-INS
The Hope Academy	Hope Academy	Charter-INS
PLA at George H Fisher School 93	PLA @ 93	Charter-INS
KIPP Indpls College Preparatory	KIPP Indy College Prep Middle	Charter-INS
KIPP Indy Legacy High	KIPP Indy Legacy High	Charter-INS
KIPP Indy Unite Elementary	KIPP Indy Unite Elementary	Charter-INS
Liberty Grove Schools	Liberty Grove	Charter-INS
Phalen Leadership Academy at Louis B Russell School 48	PLA @ 48	Charter-INS
Matchbook Learning	Matchbook Learning at Wendell Phillips School 63	Charter-INS
Monarca Academy	Monarca Academy	Charter-INS
Phalen Leadership Academy at Francis Scott Key School 103	PLA @ 103	Charter-INS
Purdue Polytechnic High Sch North	Purdue Polytechnic High Sch North	Charter-INS
Purdue Polytechnic High School Ind	Purdue Polytechnic High School Ind	Charter-INS
Riverside High School	Riverside High School	Charter-INS
The PATH School	The PATH School at School 67	Charter-INS

TOTAL SCHOOLS: 53, excludes virtual academies

OEI  
ISCB  
Trine  
Closed after 24-25

Corp Name	Schl Name	Transportation service model - Walking 24-25
Adelante at Emma Donnan	Adelante at Emma Donnan	70
Avondale Meadows Middle School	Avondale Meadows Middle School	60
Believe Circle City	Believe Circle City	10
Christel House Academy South	Christel House Academy South	19
Christel House Academy South	Christel House Watanabe Manual High School	23
Enlace Academy	Enlace Academy	45
Global Preparatory Academy	Global Preparatory Academy	76
Herron Charter	Herron High School	***
Herron Prep	Herron Prep	5
The Hope Academy	Hope Academy	1
PLA at George H Fisher School 93	PLA @ 93	23
KIPP Indpls College Preparatory	KIPP Indy College Prep Middle	22
KIPP Indy Legacy High	KIPP Indy Legacy High	25
KIPP Indy Unite Elementary	KIPP Indy Unite Elementary	43
Liberty Grove Schools	Liberty Grove	65
Phalen Leadership Academy at Louis B Russell School 48	PLA @ 48	18
Matchbook Learning	Matchbook Learning at Wendell Phillips School 63	201
Monarca Academy	Monarca Academy	75
Phalen Leadership Academy at Francis Scott Key School 103	PLA @ 103	18
Purdue Polytechnic High Sch North	Purdue Polytechnic High Sch North	10
Purdue Polytechnic High School Ind	Purdue Polytechnic High School Ind	132
Riverside High School	Riverside High School	***
The PATH School	The PATH School at School 67	32

TOTAL SCHOOLS: 53, excludes virtual academies

OEI  
ISCB  
Trine  
Closed after 24-25

Corp Name	Schl Name	Transportation service model - Car Riders 24-25
Adelante at Emma Donnan	Adelante at Emma Donnan	110
Avondale Meadows Middle School	Avondale Meadows Middle School	141
Believe Circle City	Believe Circle City	25
Christel House Academy South	Christel House Academy South	206
Christel House Academy South	Christel House Watanabe Manual High School	154
Enlace Academy	Enlace Academy	180
Global Preparatory Academy	Global Preparatory Academy	378
Herron Charter	Herron High School	***
Herron Prep	Herron Prep	275
The Hope Academy	Hope Academy	11
PLA at George H Fisher School 93	PLA @ 93	N/A
KIPP Indpls College Preparatory	KIPP Indy College Prep Middle	30
KIPP Indy Legacy High	KIPP Indy Legacy High	30
KIPP Indy Unite Elementary	KIPP Indy Unite Elementary	95
Liberty Grove Schools	Liberty Grove	47
Phalen Leadership Academy at Louis B Russell School 48	PLA @ 48	N/A
Matchbook Learning	Matchbook Learning at Wendell Phillips School 63	131
Monarca Academy	Monarca Academy	75
Phalen Leadership Academy at Francis Scott Key School 103	PLA @ 103	N/A
Purdue Polytechnic High Sch North	Purdue Polytechnic High Sch North	186
Purdue Polytechnic High School Ind	Purdue Polytechnic High School Ind	168
Riverside High School	Riverside High School	***
The PATH School	The PATH School at School 67	238

TOTAL SCHOOLS: 53, excludes virtual academies

OEI  
ISCB  
Trine  
Closed after 24-25

Corp Name	Schl Name	Transportation service model - Yellow Bus 24-25
Adelante at Emma Donnan	Adelante at Emma Donnan	260
Avondale Meadows Middle School	Avondale Meadows Middle School	N/A
Believe Circle City	Believe Circle City	265
Christel House Academy South	Christel House Academy South	282
Christel House Academy South	Christel House Watanabe Manual High School	264
Enlace Academy	Enlace Academy	425
Global Preparatory Academy	Global Preparatory Academy	ASK IPS
Herron Charter	Herron High School	25
Herron Prep	Herron Prep	200
The Hope Academy	Hope Academy	22
PLA at George H Fisher School 93	PLA @ 93	ASK IPS
KIPP Indpls College Preparatory	KIPP Indy College Prep Middle	324
KIPP Indy Legacy High	KIPP Indy Legacy High	255
KIPP Indy Unite Elementary	KIPP Indy Unite Elementary	586
Liberty Grove Schools	Liberty Grove	113
Phalen Leadership Academy at Louis B Russell School 48	PLA @ 48	ASK IPS
Matchbook Learning	Matchbook Learning at Wendell Phillips School 63	201
Monarca Academy	Monarca Academy	125
Phalen Leadership Academy at Francis Scott Key School 103	PLA @ 103	ASK IPS
Purdue Polytechnic High Sch North	Purdue Polytechnic High Sch North	N/A
Purdue Polytechnic High School Ind	Purdue Polytechnic High School Ind	N/A
Riverside High School	Riverside High School	61
The PATH School	The PATH School at School 67	416

TOTAL SCHOOLS: 53, excludes virtual academies

OEI  
ISCB  
Trine  
Closed after 24-25

Corp Name	Schl Name	Yellow Bus Vendor 24-25
Adelante at Emma Donnan	Adelante at Emma Donnan	IPS Provided
Avondale Meadows Middle School	Avondale Meadows Middle School	N/A
Believe Circle City	Believe Circle City	Believe Circle City
Christel House Academy South	Christel House Academy South	Miller Transportation
Christel House Academy South	Christel House Watanabe Manual High School	Miller Transportation
Enlace Academy	Enlace Academy	Miller Transportation
Global Preparatory Academy	Global Preparatory Academy	IPS Provided
Herron Charter	Herron High School	Herron Classical Schools
Herron Prep	Herron Prep	Herron Classical Schools
The Hope Academy	Hope Academy	Miller Transportation
PLA at George H Fisher School 93	PLA @ 93	IPS Provided
KIPP Indpls College Preparatory	KIPP Indy College Prep Middle	IPS Provided
KIPP Indy Legacy High	KIPP Indy Legacy High	IPS Provided
KIPP Indy Unite Elementary	KIPP Indy Unite Elementary	IPS Provided
Liberty Grove Schools	Liberty Grove	IPS Provided
Phalen Leadership Academy at Louis B Russell School 48	PLA @ 48	IPS Provided
Matchbook Learning	Matchbook Learning at Wendell Phillips School 63	IPS Provided
Monarca Academy	Monarca Academy	IPS Provided
Phalen Leadership Academy at Francis Scott Key School 103	PLA @ 103	IPS Provided
Purdue Polytechnic High Sch North	Purdue Polytechnic High Sch North	N/A
Purdue Polytechnic High School Ind	Purdue Polytechnic High School Ind	N/A
Riverside High School	Riverside High School	Herron Classical Schools
The PATH School	The PATH School at School 67	Miller Transportation

TOTAL SCHOOLS: 53, excludes virtual academies

OEI  
ISCB  
Trine  
Closed after 24-25



Corp Name	Schl Name	Yellow Bus Contract 24-25
Adelante at Emma Donnan	Adelante at Emma Donnan	IPS Provided
Avondale Meadows Middle School	Avondale Meadows Middle School	N/A
Believe Circle City	Believe Circle City	***
Christel House Academy South	Christel House Academy South	***
Christel House Academy South	Christel House Watanabe Manual High School	***
Enlace Academy	Enlace Academy	<a href="#">Link</a>
Global Preparatory Academy	Global Preparatory Academy	IPS Provided
Herron Charter	Herron High School	Internal
Herron Prep	Herron Prep	Internal
The Hope Academy	Hope Academy	***
PLA at George H Fisher School 93	PLA @ 93	IPS Provided
KIPP Indpls College Preparatory	KIPP Indy College Prep Middle	IPS Provided
KIPP Indy Legacy High	KIPP Indy Legacy High	IPS Provided
KIPP Indy Unite Elementary	KIPP Indy Unite Elementary	IPS Provided
Liberty Grove Schools	Liberty Grove	IPS Provided
Phalen Leadership Academy at Louis B Russell School 48	PLA @ 48	IPS Provided
Matchbook Learning	Matchbook Learning at Wendell Phillips School 63	IPS Provided
Monarca Academy	Monarca Academy	IPS Provided
Phalen Leadership Academy at Francis Scott Key School 103	PLA @ 103	IPS Provided
Purdue Polytechnic High Sch North	Purdue Polytechnic High Sch North	N/A
Purdue Polytechnic High School Ind	Purdue Polytechnic High School Ind	N/A
Riverside High School	Riverside High School	Internal
The PATH School	The PATH School at School 67	IPS Provided

TOTAL SCHOOLS: 53, excludes virtual academies

OEI  
ISCB  
Trine  
Closed after 24-25

Corp Name	Schl Name	Yellow Bus Contract Yearly Cost 24-25
Adelante at Emma Donnan	Adelante at Emma Donnan	\$350,000.00
Avondale Meadows Middle School	Avondale Meadows Middle School	N/A
Believe Circle City	Believe Circle City	\$400,000
Christel House Academy South	Christel House Academy South	\$582,660.00
Christel House Academy South	Christel House Watanabe Manual High School	Combined with South
Enlace Academy	Enlace Academy	\$591,300.00
Global Preparatory Academy	Global Preparatory Academy	***
Herron Charter	Herron High School	HCS Combined
Herron Prep	Herron Prep	HCS Combined
The Hope Academy	Hope Academy	\$72,000
PLA at George H Fisher School 93	PLA @ 93	ASK IPS
KIPP Indpls College Preparatory	KIPP Indy College Prep Middle	KIPP Combined
KIPP Indy Legacy High	KIPP Indy Legacy High	\$248,214
KIPP Indy Unite Elementary	KIPP Indy Unite Elementary	KIPP Combined
Liberty Grove Schools	Liberty Grove	\$264,158.66
Phalen Leadership Academy at Louis B Russell School 48	PLA @ 48	ASK IPS
Matchbook Learning	Matchbook Learning at Wendell Phillips School 63	ASK IPS
Monarca Academy	Monarca Academy	\$0.00
Phalen Leadership Academy at Francis Scott Key School 103	PLA @ 103	ASK IPS
Purdue Polytechnic High Sch North	Purdue Polytechnic High Sch North	N/A
Purdue Polytechnic High School Ind	Purdue Polytechnic High School Ind	N/A
Riverside High School	Riverside High School	\$572,152
The PATH School	The PATH School at School 67	ASK IPS

TOTAL SCHOOLS: 53, excludes virtual academies

OEI  
ISCB  
Trine  
Closed after 24-25

Corp Name	Schl Name	Transportation service model - IndyGo 24-25
Adelante at Emma Donnan	Adelante at Emma Donnan	N/A
Avondale Meadows Middle School	Avondale Meadows Middle School	N/A
Believe Circle City	Believe Circle City	30
Christel House Academy South	Christel House Academy South	0
Christel House Academy South	Christel House Watanabe Manual High School	0
Enlace Academy	Enlace Academy	N/A
Global Preparatory Academy	Global Preparatory Academy	N/A
Herron Charter	Herron High School	262
Herron Prep	Herron Prep	N/A
The Hope Academy	Hope Academy	3
PLA at George H Fisher School 93	PLA @ 93	N/A
KIPP Indpls College Preparatory	KIPP Indy College Prep Middle	N/A
KIPP Indy Legacy High	KIPP Indy Legacy High	N/A
KIPP Indy Unite Elementary	KIPP Indy Unite Elementary	N/A
Liberty Grove Schools	Liberty Grove	N/A
Phalen Leadership Academy at Louis B Russell School 48	PLA @ 48	N/A
Matchbook Learning	Matchbook Learning at Wendell Phillips School 63	N/A
Monarca Academy	Monarca Academy	0
Phalen Leadership Academy at Francis Scott Key School 103	PLA @ 103	N/A
Purdue Polytechnic High Sch North	Purdue Polytechnic High Sch North	53
Purdue Polytechnic High School Ind	Purdue Polytechnic High School Ind	300
Riverside High School	Riverside High School	103
The PATH School	The PATH School at School 67	0

**TOTAL SCHOOLS: 53, excludes virtual academies**

OEI  
ISCB  
Trine  
Closed after 24-25

Corp Name	Schl Name	IndyGo Cost 24-25
Adelante at Emma Donnan	Adelante at Emma Donnan	N/A
Avondale Meadows Middle School	Avondale Meadows Middle School	N/A
Believe Circle City	Believe Circle City	\$20,000.00
Christel House Academy South	Christel House Academy South	\$0.00
Christel House Academy South	Christel House Watanabe Manual High School	\$0.00
Enlace Academy	Enlace Academy	N/A
Global Preparatory Academy	Global Preparatory Academy	N/A
Herron Charter	Herron High School	\$7,860.00
Herron Prep	Herron Prep	N/A
The Hope Academy	Hope Academy	\$90
PLA at George H Fisher School 93	PLA @ 93	N/A
KIPP Indpls College Preparatory	KIPP Indy College Prep Middle	N/A
KIPP Indy Legacy High	KIPP Indy Legacy High	N/A
KIPP Indy Unite Elementary	KIPP Indy Unite Elementary	N/A
Liberty Grove Schools	Liberty Grove	N/A
Phalen Leadership Academy at Louis B Russell School 48	PLA @ 48	N/A
Matchbook Learning	Matchbook Learning at Wendell Phillips School 63	N/A
Monarca Academy	Monarca Academy	\$0.00
Phalen Leadership Academy at Francis Scott Key School 103	PLA @ 103	N/A
Purdue Polytechnic High Sch North	Purdue Polytechnic High Sch North	\$5,300.00
Purdue Polytechnic High School Ind	Purdue Polytechnic High School Ind	\$30,000.00
Riverside High School	Riverside High School	\$3,090.00
The PATH School	The PATH School at School 67	\$0.00

**TOTAL SCHOOLS: 53, excludes virtual academies**

OEI  
ISCB  
Trine  
Closed after 24-25

Corp Name	Schl Name	Transportation Service
Adelante at Emma Donnan	Adelante at Emma Donnan	N/A
Avondale Meadows Middle School	Avondale Meadows Middle School	N/A
Believe Circle City	Believe Circle City	N/A
Christel House Academy South	Christel House Academy South	N/A
Christel House Academy South	Christel House Watanabe Manual High School	N/A
Enlace Academy	Enlace Academy	N/A
Global Preparatory Academy	Global Preparatory Academy	Outsource Student Trar
Herron Charter	Herron High School	N/A
Herron Prep	Herron Prep	N/A
The Hope Academy	Hope Academy	Owns buses, one 15 passeng
PLA at George H Fisher School 93	PLA @ 93	N/A
KIPP Indpls College Preparatory	KIPP Indy College Prep Middle	McKinney Vento eli
KIPP Indy Legacy High	KIPP Indy Legacy High	McKinney Vento eli
KIPP Indy Unite Elementary	KIPP Indy Unite Elementary	McKinney Vento eli
Liberty Grove Schools	Liberty Grove	N/A
Phalen Leadership Academy at Louis B Russell School 48	PLA @ 48	N/A
Matchbook Learning	Matchbook Learning at Wendell Phillips School 63	N/A
Monarca Academy	Monarca Academy	HopeSkip
Phalen Leadership Academy at Francis Scott Key School 103	PLA @ 103	N/A
Purdue Polytechnic High Sch North	Purdue Polytechnic High Sch North	N/A
Purdue Polytechnic High School Ind	Purdue Polytechnic High School Ind	N/A
Riverside High School	Riverside High School	N/A
The PATH School	The PATH School at School 67	N/A

TOTAL SCHOOLS: 53, excludes virtual academies

OEI  
ISCB  
Trine  
Closed after 24-25

Corp Name	Schl Name	Other Vendor 24-25
Adelante at Emma Donnan	Adelante at Emma Donnan	N/A
Avondale Meadows Middle School	Avondale Meadows Middle School	N/A
Believe Circle City	Believe Circle City	N/A
Christel House Academy South	Christel House Academy South	N/A
Christel House Academy South	Christel House Watanabe Manual High School	N/A
Enlace Academy	Enlace Academy	N/A
Global Preparatory Academy	Global Preparatory Academy	EZ Route Transportation
Herron Charter	Herron High School	N/A
Herron Prep	Herron Prep	N/A
The Hope Academy	Hope Academy	Internal
PLA at George H Fisher School 93	PLA @ 93	N/A
KIPP Indpls College Preparatory	KIPP Indy College Prep Middle	EverDriven
KIPP Indy Legacy High	KIPP Indy Legacy High	EverDriven
KIPP Indy Unite Elementary	KIPP Indy Unite Elementary	EverDriven
Liberty Grove Schools	Liberty Grove	N/A
Phalen Leadership Academy at Louis B Russell School 48	PLA @ 48	N/A
Matchbook Learning	Matchbook Learning at Wendell Phillips School 63	N/A
Monarca Academy	Monarca Academy	HopeSkipDrive
Phalen Leadership Academy at Francis Scott Key School 103	PLA @ 103	N/A
Purdue Polytechnic High Sch North	Purdue Polytechnic High Sch North	N/A
Purdue Polytechnic High School Ind	Purdue Polytechnic High School Ind	N/A
Riverside High School	Riverside High School	N/A
The PATH School	The PATH School at School 67	N/A

TOTAL SCHOOLS: 53, excludes virtual academies

OEI  
ISCB  
Trine  
Closed after 24-25



Corp Name	Schl Name	Other Contract 24-25
Adelante at Emma Donnan	Adelante at Emma Donnan	N/A
Avondale Meadows Middle School	Avondale Meadows Middle School	N/A
Believe Circle City	Believe Circle City	N/A
Christel House Academy South	Christel House Academy South	N/A
Christel House Academy South	Christel House Watanabe Manual High School	N/A
Enlace Academy	Enlace Academy	N/A
Global Preparatory Academy	Global Preparatory Academy	***
Herron Charter	Herron High School	N/A
Herron Prep	Herron Prep	N/A
The Hope Academy	Hope Academy	N/A
PLA at George H Fisher School 93	PLA @ 93	N/A
KIPP Indpls College Preparatory	KIPP Indy College Prep Middle	***
KIPP Indy Legacy High	KIPP Indy Legacy High	***
KIPP Indy Unite Elementary	KIPP Indy Unite Elementary	***
Liberty Grove Schools	Liberty Grove	N/A
Phalen Leadership Academy at Louis B Russell School 48	PLA @ 48	N/A
Matchbook Learning	Matchbook Learning at Wendell Phillips School 63	N/A
Monarca Academy	Monarca Academy	***
Phalen Leadership Academy at Francis Scott Key School 103	PLA @ 103	N/A
Purdue Polytechnic High Sch North	Purdue Polytechnic High Sch North	N/A
Purdue Polytechnic High School Ind	Purdue Polytechnic High School Ind	N/A
Riverside High School	Riverside High School	N/A
The PATH School	The PATH School at School 67	N/A

TOTAL SCHOOLS: 53, excludes virtual academies

OEI  
ISCB  
Trine  
Closed after 24-25

Corp Name	Schl Name	Other Contract Yearly Cost 24-
Adelante at Emma Donnan	Adelante at Emma Donnan	N/A
Avondale Meadows Middle School	Avondale Meadows Middle School	N/A
Believe Circle City	Believe Circle City	N/A
Christel House Academy South	Christel House Academy South	N/A
Christel House Academy South	Christel House Watanabe Manual High School	N/A
Enlace Academy	Enlace Academy	N/A
Global Preparatory Academy	Global Preparatory Academy	\$68,220.00
Herron Charter	Herron High School	N/A
Herron Prep	Herron Prep	N/A
The Hope Academy	Hope Academy	\$15,139
PLA at George H Fisher School 93	PLA @ 93	N/A
KIPP Indpls College Preparatory	KIPP Indy College Prep Middle	***
KIPP Indy Legacy High	KIPP Indy Legacy High	***
KIPP Indy Unite Elementary	KIPP Indy Unite Elementary	***
Liberty Grove Schools	Liberty Grove	N/A
Phalen Leadership Academy at Louis B Russell School 48	PLA @ 48	N/A
Matchbook Learning	Matchbook Learning at Wendell Phillips School 63	N/A
Monarca Academy	Monarca Academy	\$32,100.11
Phalen Leadership Academy at Francis Scott Key School 103	PLA @ 103	N/A
Purdue Polytechnic High Sch North	Purdue Polytechnic High Sch North	N/A
Purdue Polytechnic High School Ind	Purdue Polytechnic High School Ind	N/A
Riverside High School	Riverside High School	N/A
The PATH School	The PATH School at School 67	N/A

TOTAL SCHOOLS: 53, excludes virtual academies

OEI  
ISCB  
Trine  
Closed after 24-25

Corp Name	Schl Name	McKinney Vento 2021 Student Count
Adelante at Emma Donnan	Adelante at Emma Donnan	10
Avondale Meadows Middle School	Avondale Meadows Middle School	***
Believe Circle City	Believe Circle City	4
Christel House Academy South	Christel House Academy South	***
Christel House Academy South	Christel House Watanabe Manual High School	***
Enlace Academy	Enlace Academy	7
Global Preparatory Academy	Global Preparatory Academy	1
Herron Charter	Herron High School	4
Herron Prep	Herron Prep	***
The Hope Academy	Hope Academy	***
PLA at George H Fisher School 93	PLA @ 93	***
KIPP Indpls College Preparatory	KIPP Indy College Prep Middle	10
KIPP Indy Legacy High	KIPP Indy Legacy High	4
KIPP Indy Unite Elementary	KIPP Indy Unite Elementary	21
Liberty Grove Schools	Liberty Grove	N/A
Phalen Leadership Academy at Louis B Russell School 48	PLA @ 48	***
Matchbook Learning	Matchbook Learning at Wendell Phillips School 63	***
Monarca Academy	Monarca Academy	N/A
Phalen Leadership Academy at Francis Scott Key School 103	PLA @ 103	***
Purdue Polytechnic High Sch North	Purdue Polytechnic High Sch North	3
Purdue Polytechnic High School Ind	Purdue Polytechnic High School Ind	1
Riverside High School	Riverside High School	2
The PATH School	The PATH School at School 67	20

TOTAL SCHOOLS: 53, excludes virtual academies

OEI  
ISCB  
Trine  
Closed after 24-25

## **Wednesday, October 22, 2025, Public Meeting**

The fifth full meeting of the Indianapolis Local Education Alliance was held on Wednesday, October 22nd, 2025, and was a general organization meeting held at City-County Building, Public Assembly Room from 6:00 P.M. – 8:40 P.M with 30 minutes committed to public comment. 39 people were signed up to testify. Of attendance was, Indianapolis Mayor Joe Hogsett, Dr. Aleesia Johnson, Tina Ahlgren, Maggie A. Lewis, Tobin McClamroch, Andrew Neal, Bart Peterson, Barato Britt and Angela Smith Jones.

This meeting was centered around the conversation of how different school systems operate transportation, facilities, and governance. In the meeting, the Alliance first received an informational presentation on Denver Public Schools from Alyssa Whitehead-Bust, Co-founder and Partner of Attuned Education Partners. Next, the Alliance received a presentation on D.C. Public Schoos from Paul Kihn, Deputy Mayor for Education, D.C. Finally, the Alliance had questions and answers with both Alyssa and Paul to give perspective on the various takeaways and guidelines Alliance members could partake as they think about models of transportation, facilities, and governance.

## **Presentation – Wednesday, September 24th, 2025**



# Indianapolis Local Education Alliance

October 22, 2025

1

## Agenda

- Welcome and Opening Remarks
- Alyssa Whitehead-Bust, *Attuned Education Partners*, Presentation on Denver Public Schools
- ILEA Q&A – Denver Public Schools
- Paul Kihn, *Deputy Mayor for Education, D.C.*, Presentation on D.C. Public Schools
- ILEA Q&A – D.C. Public Schools
- Public Comment
- Closing and Next Steps

2

## **Welcome and Opening Remarks**

3

## **Presentation on Denver Public Schools**

4





## Presentation to the Indianapolis Local Education Alliance

Attuned Education Partners © 2025

### Table of Contents

4

#### Introduction

9

The purpose and impact of  
Denver's "family of schools"  
approach

18

DPS' enabling policies and  
practices

48

Lessons learned

5

0

Resources

 Attuned Education Partners ©



## A career educator, I currently co-lead Attuned Education Partners

Founded in 2016, Attuned is a team of nationally-respected practitioners with a proven record of guiding school systems to transformational outcomes.

### Our vision

All students have access to educational excellence.

### Our mission

Our experienced practitioners combine empathy and rigor to help PK-12 systems and leaders become well *aligned* and well *equipped* to deliver breakthrough outcomes for all students—especially those furthest from opportunity.



## Over the past decade, Attuned has supported 300+ school systems

Attuned has partnered with over 300+ PK-12 school systems nationwide that are also committed to serving students and families historically marginalized by our education system.

### 300+ org partners

Including districts, CMOs, funders, state DOEs, and nonprofits (e.g., support or advocacy orgs)

### 31 states

31 states: Experience spans rural and urban districts, from small (<5k students) to large systems (>25k)

### 1.6+ million students served

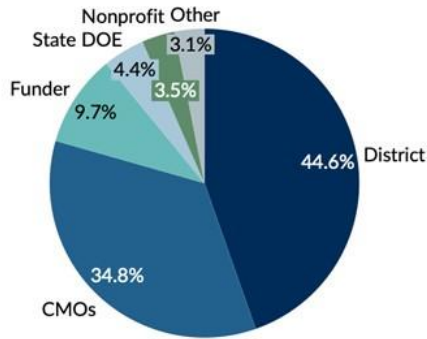
With over 1 million Black/Latinx students served and with systems that are on average ~75% Black/Latinx



## We work across governance models, mostly with districts and charters

From state DOEs to Council of Great City Schools districts, leading CMOs, and smaller rural systems, our partnerships reflect the breadth of PK-12 education nationwide.

Breakdown of Org Partners by Type



Example Org Partners



## Prior to launching Attuned, I led at the school and system levels in Denver



Chief Academic Innovation Officer (2011-2016 & independent consultant prior)

- Oversaw core academic functions for district
- Designed, launched, and/or improved systems for Denver's "family of schools" approach
- Launched and oversaw DPS' design thinking lab, the Imaginarium



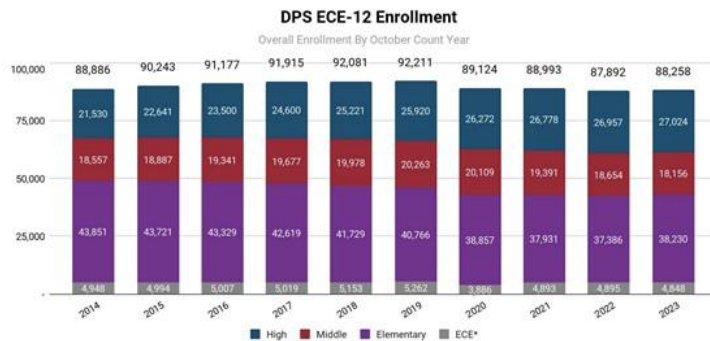
## Table of Contents

- 4** Introduction
- 9** The purpose and impact of Denver's "family of schools" approach
- 18** DPS' enabling policies and practices
- 47** Lessons learned
- 49** Resources

Attuned Education Partners ©



Denver Public Schools serves ~90,000 students in 212 schools; much of the work we'll discuss today happened during a period of enrollment growth



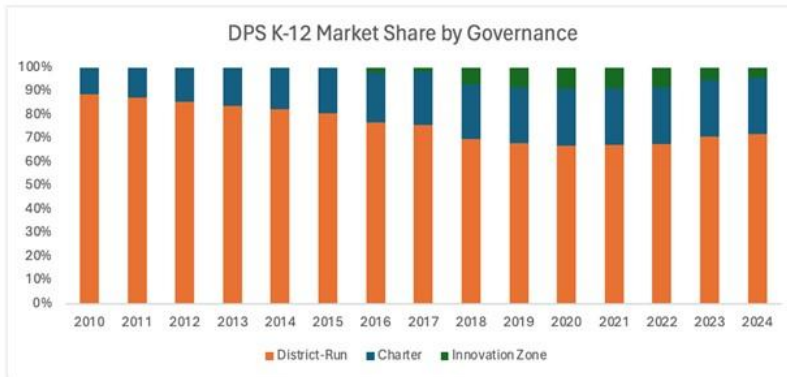
### In 2024-25:

- **63%** of DPS students were eligible for free or reduced price lunch
- **41%** are multilingual learners (MLLs), with **28%** actively receiving supports
- **53%** are Hispanic / Latinx, **25%** White, **13%** Black

Attuned Education Partners ©

12

DPS has long operated as a “family of schools”, with ~30% of students served in charter or innovation zone schools



**District-managed school:** Operated by DPS directly

**Innovation school:** District-managed schools granted ability to waive certain requirements (e.g., schedules, hiring processes, curriculum)

**Innovation zone school:** Innovation schools formed together to be managed by independent non-profit boards.

**Charter school:** Non-profit entities with own boards of directors responsible for school operations.

DPS' family of schools approach was seen as a key driver to meeting 2020 Denver Plan Goals



By 2020, 80% of DPS students will attend a high-performing school, measured by region using the district's School Performance Framework.

## The family of schools work was codified through the flexibility strategy and the family choice/access belief in The Denver Plan 2020

### Flexibility Strategy Unpacked

- Empower schools with **flexible, school-based decision-making** and resource use.
- Expand high-quality choices across all communities through **differentiated supports, new school strategies, turnarounds, and strong accountability systems.**
- **Encourage innovation** and create environments that meet **academic and social-emotional needs**, including **personalized learning opportunities.**



## DPS developed systems to promote school-based flexibility while also relying on strong and consistent system-wide policies and processes


### School-level Flexibility

"...School leaders and their teams, working with their communities, should have a strong ownership of all that happens within their buildings, encouraging innovation, flexibility and differentiation."

AND

### Consistent Policies

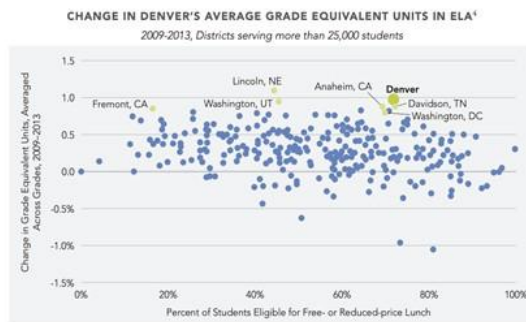
DPS also developed a coherent and connected set of policies and practices to support, hold accountable, and make decisions about individual schools and the family of schools, again applying consistent policies and processes across governance types.





## While not sufficient to reach Denver Plan 2020 goals, multiple studies affirm the strategies led to significant outcome improvements

From 2006-2019, DPS made consistent and notable progress on a range of measures— including graduation and dropout rates, proficiency rates, student growth measures, and enrollment— thereby earning it national attention.



Attuned Education Partners ©


The study finds that compared to their matched peers in surrounding districts:

- DPS students who experienced two years of reform received the equivalent of at least six (6) months and as much as 18 months (2 years) of additional schooling.
- DPS students who experienced five years of reform received the equivalent of at least 18 months (2 years) and as much as 27 months (3 years) of additional schooling.

### FINDINGS: AMONG THE MOST EFFECTIVE REFORM STRATEGIES IN U.S. HISTORY

The study's robust statistical analysis of student outcomes found the following:

The overall effects of the reforms over 11 years are among the largest ever observed in educational research. These findings demonstrate that not only were the district's reforms among the most comprehensive in American history, they were also among the most effective in size, scale and duration.



17

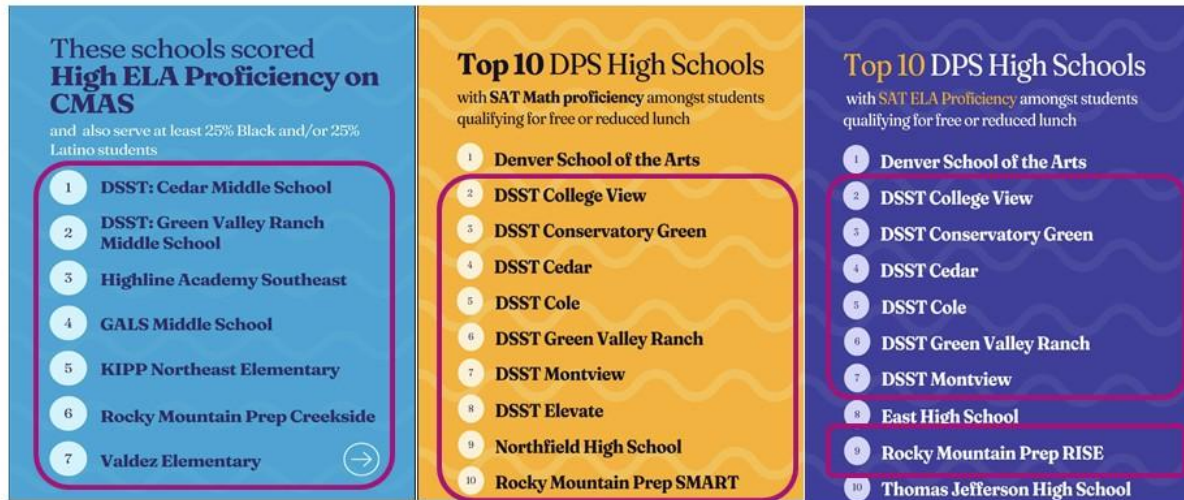
## Denver's family of schools approach played a significant role in boosting the district's performance

- **2009-2014:** DPS closed 20 low-performing schools (including 10 charters)
- In the same period, DPS opened 51 new schools (including 28 charters)
- Many new schools introduced innovative models and became DPS's top performers
- By 2018, half of DPS's "Blue"-rated schools (its highest rating) didn't exist a decade earlier
- These schools offered diverse programs — IB, sustainability, college prep, science & technology
- Most opened as charter or innovation schools

Attuned Education Partners ©

18

Still today, many of DPS' top performers for students historically underserved are charter or innovation schools opened in that era



## Table of Contents

4	Introduction
9	The purpose and impact of Denver's "family of schools" approach
18	DPS' enabling policies and practices
48	Lessons learned
50	Resources



## Leveraging the flexibility strategy to make progress towards *Great Schools in Every Neighborhood* required both adaptive and technical work

Sample policies, systems, and practices we'll dive into today:



- Checking progress: School Performance Framework (SPF)
- Supporting Schools: Flexibilities, Student Based Budgeting (SBB), and Tiered Support/Tiered Quality Assurance (TQA)
- Holding Ourselves Accountable: School Performance Compact (SPC)
- Starting New Schools: Strategic Regional Analyst (SRA) & Call
- Matching Schools with Communities: Facilities Allocation Policy (FAP)

All supported by the District-Charter Collaboration Compact and the Collaborative Council.

## Signed in 2010, the District-Charter Collaboration Compact committed to 3 equities and grounded all related policies and practices

Denver's "Three Equities": All DPS schools — district-run, innovation, or charter — share the same responsibilities to serve all students and are held equitably accountable.

1. **Equity of Opportunity:** All schools receive equitable per-pupil funding, district supports, and access to facilities.
2. **Equity of Responsibility & Access**
  - a. **Open access** for all students regardless of income, disability, or language.
  - b. **Shared district duties**, including:
    - i. Programs for students with severe disabilities
    - ii. Strong supports for MLLs
    - iii. **Common enrollment system** (SchoolChoice)
    - iv. **Serving mid-year arrivals and transfers**
3. **Equity of Accountability:** All schools follow the **same performance standards**, measured through the **School Performance Framework** and **School Performance Compact**.



In part as a result of these 3 equities, in SY23-24, little variance existed in the demographics of students served in district-run and charter schools

Attendance	All Schools		District-Run Schools		Charters Only	
	2023-23 Result	2023-24 Result	2023-23 Result	2023-24 Result	2023-23 Result	2023-24 Result
All Students	88%	88%	88%	88%	89%	89%
Black Students	87%	87%	85%	85%	90%	90%
Hispanic/Latine Students	86%	86%	85%	86%	87%	88%
Asian Students	91%	92%	91%	92%	92%	93%
Native American Students	83%	83%	83%	82%	85%	85%
Native Hawaiian/Pacific Islander Students	80%	81%	79%	80%	84%	85%
White Students	92%	92%	92%	92%	92%	91%
Students of Two or More Races	89%	89%	89%	89%	89%	89%
In-program Multilingual Learners (MLLs)	87%	87%	86%	87%	88%	89%
Students on Individualized Education Plans (IEPs)	86%	87%	86%	86%	87%	87%

## The Collaborative Council served as an advisory group to the Superintendent on relevant policies, frameworks, and systems

### Collaborative Council Overview

**Why:** Brings together charter leaders and DPS senior leaders to advise on policies and initiatives that address the realities of a mixed system of district-run and charter schools. Serves as an advisory body to the Superintendent, shaping policy and processes that impact both the charter sector and the broader education ecosystem—advancing a system of great schools for all students.

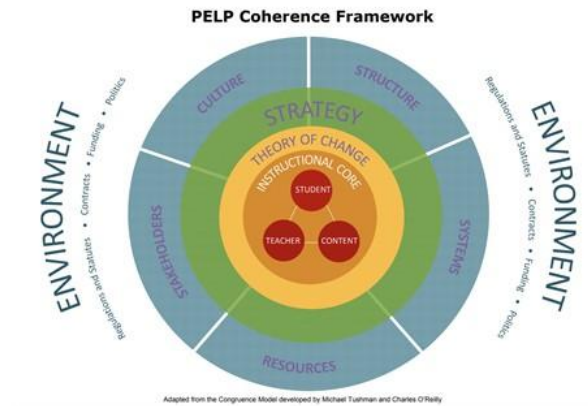
**What:** The Council (1) promotes Denver's Three Equities (2) encourages collaboration and sharing of best practices and (3) protects charter autonomy. It also guides working groups of school and district leaders to solve shared challenges.

**Who:** Superintendent, 2 Cabinet members, 1 Board member, and 4 charter leaders elected or appointed by charter community.

**How:** Meets monthly to address complex policy issues and advise the Superintendent on topics such as:

- Mid-year "backfill" of students
- Equitable special education services
- Enrollment and family support
- Fair discipline policies
- Facilities access and maintenance

## Drawing on Collaborative Council recommendations, DPS' Superintendent and Board sought to create a coherent set of policies and practices



DPS attempted to create an integrated and coherent set of policies and practices focused on improving schools (and therefore the instructional core)



## The School Performance Framework (SPF) supported DPS in checking progress and served as the foundation for other policies



In 2008, the SPF was developed to assess the overall effectiveness of schools. Over time, the SPF served to ground regular progress monitoring and support DPS to:

- **know how well schools were serving students and families** against a consistent and governance-agnostic set of criteria;
- **identify** possible **flexibilities and supports** using a tiered support system;
- **guide decisions about schools** that have not shown improvement even after extra time and intense support;
- **inform parents/guardians** during the school choice process;
- **assess progress on the overarching Denver Plan 2020 goal** of great schools in every neighborhood.

## The SPF provided consistent data and accountability across governance types



The SPF sought to help illuminate through data answers to several essential questions:

- How satisfied are students and families?
- How much have students improved their scores on state tests from year to year?
- How well does the school close academic gaps for all of its students?

Specific measures and the weighting of those measures shifted over time, but typically included:

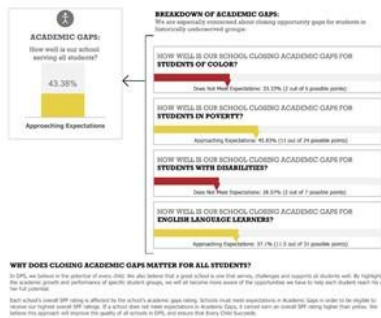
- Engagement
- Growth
- Status
- Post-Secondary Readiness
- Academic Gaps
  - MLLs
  - Students who qualify for free or reduced-price lunch
  - Students of color
  - Students with disabilities

## School and district leaders both used SPF data to inform continuous improvement



### Abraham Lincoln High School School Performance Framework 2018 | CONTINUED

HIGH SCHOOL

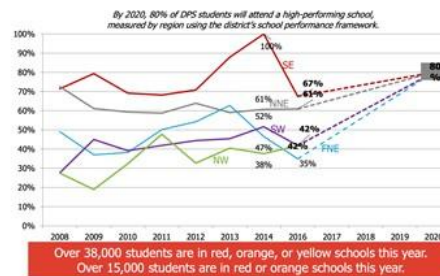


#### Measure Indicators:

- STUDENT PROGRESS - GROWTH**  
The indicator tracks all student progress, including progress on state assessments in grades 3-12 from one year to the next.
  - STUDENT ACHIEVEMENT - STATUS**  
The indicator tracks the performance of state assessments.
  - POSTSECONDARY READINESS - GROWTH**  
The indicator tracks the performance of students in graduation and postsecondary rates.
  - POSTSECONDARY READINESS - STATUS**  
The indicator tracks the performance of students in graduation and postsecondary rates.
  - FAMILY AND STUDENT ENGAGEMENT & SATISFACTION**  
The indicator tracks the school's attendance rates and results from the school's annual engagement survey.
  - ACADEMIC GAPS**  
The indicator tracks the performance and growth of historically underserved student groups, including English language learners, students with disabilities, students in poverty and students of color.
- LEARN MORE ABOUT THE SPF**  
For more information about the SPF and to view your school's detailed report, please visit [dps.org/spf](http://dps.org/spf).  
Talk with your school leader to ask questions about your school's ratings. If you have additional questions, please email [spf@dpsschools.org](mailto:spf@dpsschools.org).


**SPF Data Summary Table**

School Name	Student Progress - Growth	Student Achievement - Status	Postsecondary Readiness - Growth	Postsecondary Readiness - Status	Family and Student Engagement & Satisfaction	Academic Gaps
Abraham Lincoln High School	43.38%	55.5%	16.67%	55.5%	37.1%	43.38%





## Based in part on SPF performance, DPS supported schools in both universal and tiered ways



2014-15 Innovation Budget Memo - Q40 Address Guide

Category	Item	Item Description	Item Number	Item Status
Instructional	1	Adopted student-based budgeting (SBB) to ensure funding follows students, shared revenue equitably, and offered added financial flexibility to charters and innovation zones.	Q40	Adopted
Instructional	2	Provided tiered supports to all schools — district-run, innovation, and charter — based on overall quality and performance.	Q40	Adopted
Instructional	3	Empowered all school leaders — not just charters or innovation — with flexibility to design responsive academic models.	Q40	Adopted



Empowered all school leaders — not just charters or innovation — with flexibility to design responsive academic models.

Adopted student-based budgeting (SBB) to ensure funding follows students, shared revenue equitably, and offered added financial flexibility to charters and innovation zones.

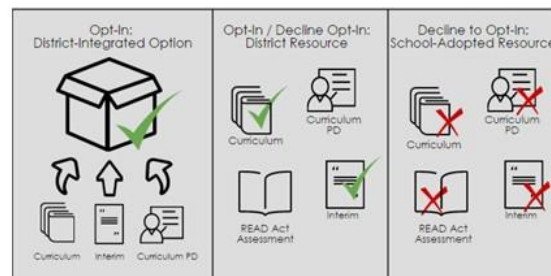

Provided tiered supports to all schools — district-run, innovation, and charter — based on overall quality and performance.

## DPS' Flexibility Handbook sought to empower leaders of direct-run schools to make decisions related to the instructional core



DPS staged the roll-out of system-wide flexibilities...

...starting with the levers closest to the instructional core: curriculum, assessment, and PD



While offering school-based flexibility, DPS also sought to ensure its centralized options were compelling, ultimately leading to 90%+ of schools opting into the district-integrated option

## DPS' Student Based Budgeting (SBB) sought to empower schools to make resource decisions aligned to their strategies & students



Based on the belief that funds belong to students and not schools or the district, through SBB money follows students regardless of the school—or the governance model—chosen



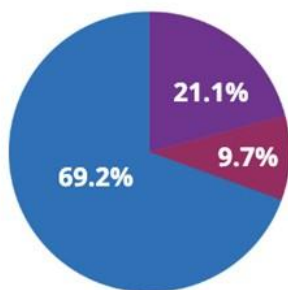
- Schools were allocated dollars based on their total number of students and the number of students who carried a specific weight or qualification. As an example, additional funds were allocated to schools on a per student basis for Free-Reduced Lunch (FRL), Language Learner, Mill Levy allocations\*, and Title I.
- While all school leaders had autonomy over the majority of funds, innovation and charter leaders likely had more flexible funding.
- School leadership teams, including from charters, could “purchase” district services off a menu.

\*Note: In 2013, through the recommendation efforts of the Collaborative Council and others, the DPS Board passed policy to distribute equitably on a per student basis mill levy funds (see fiscal management policy DEA.)

## Still today, the vast majority of DPS' budget goes directly to schools



**More than  
\$1.463 Billion**



### Our Budget

As part of building out an equitable and transparent system experience, DPS continues to invest heavily in ensuring our schools and students have the support they need.

### \$1,039.3 Million

School Budgets (e.g., salary, materials, etc.)

### \$316.2 Million

Field Supports (e.g., facilities, transportation, safety, textbooks, etc.)

### \$146.3 Million

Central School Supports and Headquarters (e.g., Family and Community Engagement, Career and College Success, Payroll, etc.)

## Historically, innovation school leaders had the opportunity opt in or out of a wider range of expense categories



2014-15 Innovation Budget Menu – Quick Reference Guide

Department	Service	Ability to Opt-Out?	Replacement Requirements if Opting Out	Dollars Received for Opting out	Service Flexibility
Teaching and Learning	New Educator Institute	Yes	Yes. Schools must submit an alternative plan for approval to OSR and the Executive Director of Teaching and Learning.  Mentor must be assigned to novice teachers; new to district teachers who hold a Professional License can opt out with principal approval.	\$180 per day for NEI (up to 4 days for a total of up to \$720 per teacher)	No
	Teacher Leadership Cohorts	Yes	The three-day standard institute is required, but schools can opt out of ongoing support.	\$0	No
Teaching and Learning	Summer Literacy Academy (READ Act)	Yes	Students who are identified as needing a READ Plan (reading significantly below grade level) should be provided one or more supports: summer school, tutoring, full-day kindergarten or direct intervention services.	\$0	No
Teaching and Learning	Textbooks	Yes	Yes. Funding must be used to purchase textbooks or textbook-related resources.	Depending on grade level (per student): ECE – \$: \$17 6-8: \$95 9-12: \$100	Yes
Postsecondary Readiness	High School Athletics	Yes	Yes. There are reporting and league membership requirements.	\$115.91 per student	No
Postsecondary Readiness	9 <sup>th</sup> Grade Academies	Yes	Yes. Funding must be used to support transition into HS. Must meet scheduling requirements and program guidelines.	\$65.78 per 9 <sup>th</sup> grade student	Yes
Postsecondary Readiness – College and Career Readiness	Career and Technical Education (CTE)	Yes	Yes. Must be a state approved program.	\$15 per student	Yes
	Concurrent Enrollment College Readiness Credit Recovery	N/A	N/A	\$0	Yes
Interdisciplinary Learning	Library Services	Yes	Yes. Funding must be used to purchase library books for a central library or classroom libraries.	\$7.03 per student	Yes

## Per state statute, charter schools can be charged for a range central office expenditures, up to 5% of per pupil revenue



FY26 Admin Fee		
A. Central Administrative Overhead Costs (C.R.S. 22-30.5-11 (2)(a.5)(i))	FY23	FY24
Total Central Administrative Overhead	\$ 18,866,101	\$ 18,130,811
Total District Funded Pupil Count (less RMSEL) (FYXX)	89,291	84,470
Per Student Cost	\$ 211.29	\$ 214.64
B. Direct Costs (C.R.S. 22-30.5-11(2)(b.5)(ii))		
1. Direct services to charter schools - employee salaries and benefits (GT removed FY24)	\$ 1,892,964	\$ 1,945,286
2. Portfolio and A&A services to charter schools - general non-salary expenses	\$ 28,306	\$ 31,160
Total Direct Costs	\$ 1,911,270	\$ 1,976,447
Total Charter School Enrollment (FYXX)	20,112	19,670
Per Student Cost	\$ 95.03	\$ 100.48
C. Additional Costs		
1. Safety and Security - Patrols, Emergency Response Training, Alarm Monitoring	\$ 2,408,926	\$ 2,532,537
2. Gifted & Talented (Universal Screenings in FY22 and FY23, shift in logic to all for FY24 - removed from Direct Costs)	\$ 355,056	\$ 1,287,367
3. Choice and Enrollment	\$ 1,435,205	\$ 1,259,956
Total Additional Costs	\$ 4,199,187	\$ 5,079,860
Total District Funded Pupil Count (less RMSEL) (FYXX)	89,291	84,470
Per Student Cost	\$ 47.03	\$ 60.14
Total Admin Fee	\$ 353.35	\$ 375.26

## Grounded in the three equities, all schools—including charters—pay a proportional share of net SPED expenses



FY26 Special Education Fee			
	FY25 SpEd Fee (updated calculations) (FY23 Actuals)		FY26 SpEd Fee (FY24 Actuals)
<b>Special Education Revenues</b>	<b>\$ 57,826,305</b>	<b>\$</b>	<b>64,695,893</b>
State ECEA	\$ 33,365,836	\$	37,173,134
PPOR-Pre-K Special Ed	\$ 3,457,794	\$	2,606,507
State Transportation	\$ 1,266,000	\$	3,424,262
IDEA - Part B	\$ 18,229,411	\$	20,022,320
IDEA - Preschool	\$ 478,680	\$	443,778
SWAP	\$ 1,028,584	\$	1,025,893
 <b>Total Special Education Expenses</b>	 <b>\$ 91,553,382</b>	 <b>\$</b>	 <b>112,758,999</b>
<b>Total Special Education Revenues</b>	<b>\$ 57,826,305</b>	<b>\$</b>	<b>64,695,893</b>
<b>Net Special Education Expenses</b>	<b>\$ 33,727,077</b>	<b>\$</b>	<b>48,063,106</b>
<b>FYXX Funded Pupil Count (includes RMSEL)</b>	<b>89,180</b>		<b>84,848</b>
<b>Special Education Fee</b>	<b>\$ 378.19</b>	<b>\$</b>	<b>566.46</b>

## Grounded in the three equities, all schools—including charters—pay a proportional share of net SPED expenses



FY26 Special Education Fee			
	FY25 SpEd Fee (updated calculations) (FY23 Actuals)		FY26 SpEd Fee (FY24 Actuals)
<b>General Fund Expenditures</b>	<b>\$ 62,913,266</b>	<b>\$</b>	<b>80,997,311</b>
School Center Programs	\$ 25,747,341	\$	28,593,605
OT/PT (2399, 2400, 2401)	\$ 4,255,802	\$	3,641,310
Speech Language (2104)	\$ 9,088,226	\$	12,980,134
Low Incidence DIS (2099)	\$ 417,804	\$	812,726
Central Office Support (Program 1700)		\$	549,061
SpEd School Level Instruction and Support		\$	2,036,034
Transition, Post Secondary, and Extended School		\$	272,806
Compliance, Operations, and Special Services		\$	737,747
Dedicated Adult Support (2101)	\$ 21,707,991	\$	28,707,609
Translation/Interpretation (2138: Accts 9339, 9850)	\$ 1,507,853	\$	2,364,298
Central Support (HR and TA)	\$ 111,687	\$	169,430
Testing (Frontline)	\$ 76,562	\$	132,551
 <b>Transportation Expenditures</b>	 <b>\$ 8,903,441</b>	 <b>\$</b>	 <b>10,269,697</b>
3rd Party Service Providers (SpEd = 49%)		\$	6,041,830
Paraprofessional Support		\$	4,227,867
 <b>Federal Fund Expenditures</b>	 <b>\$ 19,736,675</b>	 <b>\$</b>	 <b>21,491,991</b>
IDEA - Part B	\$ 18,229,411	\$	20,022,320
IDEA - Preschool	\$ 478,680	\$	443,778
SWAP	\$ 1,028,584	\$	1,025,893



All schools located in district-owned facilities (the vast majority) contribute a pro-rata share of the net facility expense



FY26 Facility Fee		FY23 Data	FY24 Data
		Applies to FY25 Fee	Applies to FY26 Fee
Utilities	Total	\$ 22,904,218	\$ 22,751,212
Maintenance	Total	\$ 17,821,370	\$ 25,564,170
Operations	Total	\$ 42,286,918	\$ 44,255,315
Facility Services	Total	\$ 1,604,238	\$ 2,378,733
Capital Projects	Total	\$ 4,370,978	\$ 4,863,753
Insurance - Property Premiums & Claims	Total	\$ 5,021,725	\$ 6,336,940
	Gross Expenditures	\$ 94,009,447	\$ 106,150,123
Mill Levy Credits	Total Mill Levy Credit	\$ (11,002,595)	\$ (11,002,595)
Admin Cost Offset	Total Central Admin Credit (25% of above)	\$ (533,504)	\$ (602,402)
	Net Expenditures	\$ 82,473,348	\$ 94,545,126
	Total Students in District Facilities (FYXX)	79,084	80,228
	Facility Fee (Per-Pupil Amount)	\$ 1,042.86	\$ 1,178.46

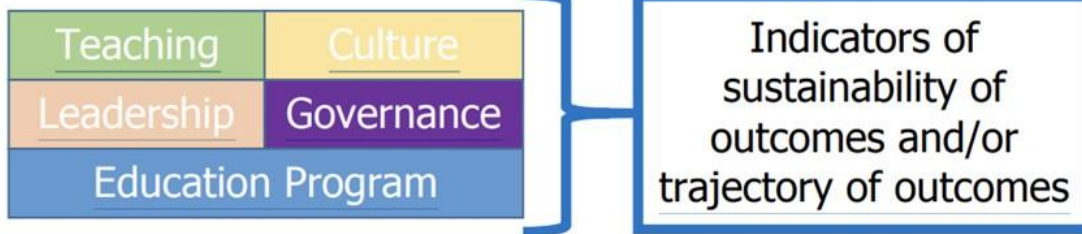
In addition to required expense allocations, charter schools were also able to purchase optional services from the district



Service	Required/Optional	Cost
Special Education	Required	\$ 507.00 per funded student
Success Express	Required (if in a district facility)	\$ 61.85 per funded student - 1st year of participation
		\$ 80.41 per funded student - 2nd year of participation
		\$ 98.96 per funded student - 3rd year of participation
		\$ 123.71 per funded student - full rate 4th year and beyond
Transportation	Optional	\$ 5.35 per mile
PACE Behavioral Intervention	Optional	\$ 1,067.50 per referred student
Transitions Team / CYC	Optional	\$ 13.01 per student
CEC Middle College	Optional	\$ 800.00 per student per semester
Safety & Security	Optional	\$ 29.04 per funded student
Campus Security Officer	Optional	\$ 25,000.00 per year
ELA Professional Development	Optional	Varies by course
Teacher Effectiveness Coaches	Optional	\$ 36,000.00 0.5 FTE
Classroom/Professional/Video Library/Online Databases/Art, Music and P.E. Resources	Optional	\$ 1.00 per student
Library Online Databases Only	Optional	\$ 0.83 per student
LION Circulation, Online Catalog and Inter-School Loan	Optional	\$ 2,600.00 one time charge in year 1
LION Circulation, Online Catalog and Inter-School Loan	Optional	\$ 1,145.00 per year in years 2+
LION Networking via DoTS	Optional	\$ 207.21 per year
Cataloging of Library Materials	Optional	\$ 1.00 per item



## DPS tiered schools, allocated resources and supports, and made accountability decisions using multiple measures



## All DPS schools had access to tiered supports appropriate to their governance model



**Universal supports for charter schools:** All charter schools had the opportunity access supports

Increasing leadership capacity	Increasing Board capacity	Support with compliance and advocacy
<b>Thought partnership:</b> <ul style="list-style-type: none"> <li>Review of instructional program tools, and protocols</li> <li>Review of planning documents</li> <li>Co-observation of classrooms</li> <li>Informal site visits and debriefs</li> <li>Staff/student culture</li> <li>Data support</li> </ul> <b>Peer learning opportunities:</b> <ul style="list-style-type: none"> <li>Topic-based group school visits</li> <li>Targeted individual school visits</li> <li>Topic-based peer learning groups</li> <li>Connection with peer experts</li> </ul>	<b>Thought partnership:</b> <ul style="list-style-type: none"> <li>Feedback on governance protocols and practices</li> <li>School leadership oversight and support</li> <li>Feedback on Board meetings</li> </ul> <b>Peer learning opportunities:</b> <ul style="list-style-type: none"> <li>Referrals to peer experts</li> </ul> <b>Referral to resources:</b> <ul style="list-style-type: none"> <li>Colorado League of Charter Schools</li> <li>Other resources, texts, and best practices</li> </ul>	<b>Compliance supports:</b> <ul style="list-style-type: none"> <li>Directing escalation</li> <li>Communication/escalation concerning deadlines and district accountability expectations</li> </ul> <b>Referral to district resources:</b> <ul style="list-style-type: none"> <li>Grant opportunities</li> <li>District PD</li> <li>Technical assistance (i.e. referral to DoTS/CISS)</li> </ul>

**Tiered supports for district-run schools:** Through Tiered Supports, DPS supported low-performing schools with extra resources, staff and time.



## For district-run schools, tiered supports drove re-organization and re-prioritization of district resources and ways of working



2011-13

Tiered Support Framework used to guide identification for schools for Turnaround intervention

Regional turnaround networks: DSSN & WDN

Turnaround Federal Grants & implementation progress monitoring

2012-14

Expanded use of Tiered Support Framework for early identification of schools for strategic supports

Expanded needs analysis with DPS-aligned SQR rubric

Expanded support for school improvement planning

Expanded support for turnaround schools in EED and OSRI

2015-present

Formalized Great School strategy with Tiered Supports as a key component

Formation of the Tiered Supports and School Design team

Alignment of School Improvement funding strategies

Tiered Department Supports to prioritize highest needs schools

Turnaround Year 0 process

Turnaround Leadership development pipeline & IS role in supporting turnaround

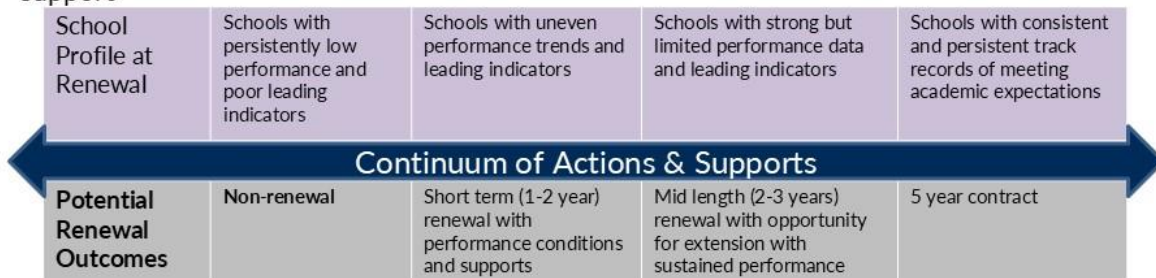
Expanded TSF progress monitoring

**DPS' tiered support framework (TSF) prompted central office departments to contemplate: How might district supports and departments better serve DPS' highest needs schools?**

## Charter school tiers determined both accountability and support



Schools/Networks are tiered based on academic performance, organizational health, leadership/governance, and compliance identified through tools such as the School Performance Framework, Financial Performance Framework, and School Quality Framework. All schools/networks were placed into one of three tiers. Schools/networks at the higher tiers received both enhanced oversight, as well as additional opportunity for support



## The School Performance Compact committed DPS to taking action on any school persistently not meeting expectations




If a school continues its low performance over time, the DPS Board of Education votes on whether to restart or close the identified school using its School Performance Compact policy. Under the SPC, standards for charter schools and district-run schools are the same.

- Guides DPS in identifying the most persistently low-performing schools, both district-run and charter.
- Denver Board of Education uses policy to decide if the identified schools must be restarted or in rare cases, closed.
- For restarts, a Community Review Board will evaluate options and recommend provider. Board approves final provider determination.



## DPS' Strategic Regional Analysis (SRA) has long been a cornerstone of strong data-driven decision making



Denver's SRA is an annual report that both assesses current state and forecasts future states across 6 regions for enrollment, demographic trends, school capacity, and facility utilization, while re-publicizing current SPF ratings. The SRA is used for long-term strategic planning, including to inform DPS' "Call for New Quality Schools".



## Historically, the SRA focused both on capacity and quality, with the aim of ensuring all regions had sufficient and quality seats



### Introduction

The Strategic Regional Analysis (SRA) details the current state of enrollment, capacity, choice behavior, and school performance by region and identifies gaps in each area that may require district intervention.

Using comprehensive enrollment data for both district and charter schools, the SRA is able to utilize the cross-functional data below to look thoroughly at enrollment trends and forecasts. This yields an understanding of where performance and service gaps exist and which areas will need facility support due to growth or will need strategies for managing enrollment declines. To this end, the 2018 SRA includes a special section that provides an in-depth look at trends in Stapleton and the Far Northeast, areas that are expecting a mix of high growth and steep declines.

The information in the SRA also informs progress toward district goals. In fact, the SRA is a key planning document that supports the Denver Plan 2020 goal of having at least 80% of students attending SPF green or blue schools in every region in the district.



### Summary of Key Insights by Region

Both the Central and Northwest regions will continue to experience enrollment declines. Significant performance gaps persist in both regions.

**Central**

- Surplus capacity at all grade levels
- Performance gaps exist at ES and MS levels. HS are primarily low performing this year
- Match rates are high since there are fewer students than seats
- Enrollment declines forecast to continue leading to more empty capacity at all grade levels

**Capacity:** Surplus will continue to be the norm in this region as enrollment declines at all grade levels due to rising housing costs and declining birth rates. School budgets are being impacted by low enrollment, creating risks to several schools in the region.

**Performance:** Academic gaps exist at all levels.

**Match Rates:** First choice match rates are among the highest in the city due to the surplus of seats at all grade levels.

**Forecast:** Continued enrollment declines in the region are likely to impact schools at all grade levels.

**Northwest**

- Excess capacity at all grade levels except at the most in-demand programs
- Large performance gaps at all levels
- Relatively low match rates at kindergarten, but high for 6<sup>th</sup> and 9<sup>th</sup>
- Enrollment declines to continue, but at a slower pace

**Capacity:** Surpluses will remain as enrollment continues to decline due to rising housing costs. Surpluses are the largest at the elementary level and school budgets will continue to be impacted as a result.

**Performance:** Performance gaps exist at all education levels in this region.

**Match Rates:** Kindergarten match rates are comparatively low due to competition for schools. 6<sup>th</sup> and 9<sup>th</sup> grade match rates are relatively high due to enrollment zones and excess capacity.

**Forecast:** Enrollment declines will continue in this region but at a slower pace than in previous years and with some areas starting to stabilize as DPS schools become more popular with families living in the region.

## Based on the SRA, DPS released a Call for New Quality Schools that identified specific regional and programmatic needs



### 2017 Call for New Quality Schools Document

A public document that transparently articulates forecasted needs for new schools or additional capacity in the district. Informed by the Strategic Regional Analysis planning document used; to determine where students are and are going.

#### Quality Review Process

Evaluates new school proposals, engages community and supports board decision-making to approve or deny applications.

#### Community Matching Process\*

Open *only* to quality applicants seeking to serve in a district facility to meet priority needs defined in the Call document.

Regardless of governance type, new school applications were evaluated on the same criteria used for tiering and renewal



Executive Summary
1. School Culture
2. Educational Program
3. Teaching
4. Leadership
5. Governance, Operations, and Budget
Optional Sections and Appendices

## Passed in 2015, DPS' Facility Allocation Policy (FAP) ensures equity of opportunity to buildings



When need existed for one or more new schools based on the data in the SRA, **DPS provided access to facility support regardless of governance type.** Schools authorized through the new quality schools process were subsequently selected for facility placement through a community-based process.

The FAP aimed to ensure the equitable distribution of facilities based on school needs, community engagement, and fiscal stewardship, resulting in the vast majority of schools—including charters—being located in district owned and operated facilities.

80% of charter schools, representing 90% of charter school students, are located in district-owned facilities.



## DPS Board Policy EEAA outlines transportation eligibility, which varies by ed level, school type, and transportation type

### All Students

- All students can ride shuttle services in enrollment zones (E.g., Success Express in the Far Northeast)
- Transportation is provided as a related service through Individualized Education Programs (IEPs)
- Denver RTD "Zero Fare for Youth" program provides free rides on all buses and trains to anyone 19 years old and under

### K-5 students

- Eligible for yellow bus if attending the boundary/home school and live more than 1 mile from it

### 6-12 students

- Eligible either for yellow bus (6-8) or RTD (9-12) if attending the boundary/home school and live more than 2.5 miles from it

Charters in Denver who serve as the assigned boundary/home school or are part of an enrollment zone share equitable access to district-run transportation. While non-boundary charters can buy into yellow bus services, the expense is prohibitive for most.

## Table of Contents

4	Introduction
9	The why, history, and impact of Denver's "family of schools" approach
18	DPS' enabling policies and practices
48	Lessons Learned
50	Resources



## Lessons Learned

- Creating quality schools and seats is the north star, regardless of governance type—particularly for students and families.
- Look around the corner to understand future portfolio needs based on an evolving landscape to ensure school viability and support quality.
- Transparently use a common data set and local context, not ideology, to drive policy and decisions.
- The journey is long. Pace the change.
- Sustained relationships matter. Attracting and retaining the right talent and codifying collaboration structures between and among schools and the community are essential.
- Less is more. Maintain as much equity and consistency across governance types as possible, differentiating when essential to preserving the essence of the governance model.
- Share benefits and responsibilities. Flexibility and autonomy at the site level must be balanced by responsibility and accountability to the system level.
- Engage broadly and deeply to set the vision, values, policy, and frameworks. Then, clarify which entity is responsible for executing against them and why.
- Build for coherence and integration between and among policies and practices.

## Table of Contents

4	Introduction
9	The why, history, and impact of Denver's "family of schools" approach
18	DPS' enabling policies and practices
48	Lessons Learned
50	Resources



## Resources

[Denver Plan 2020](#)

[ERS Case Study](#)

[CU Denver Study](#)

[Flexibilities Handbook](#) example

[Innovation Flexibilities Menu](#) example

[Strategic Regional Analysis](#) 2018

[Strategic Regional Analysis](#) 2025

[Call of New Quality Schools](#) example

Thank you.

## Attuned supports and develops leaders through an integrated suite of service and software offerings

Our services develop leaders to transform student learning experiences and outcomes while our software provides a cost-effective opportunity to deepen and sustain the work.



## ILEA Q&A



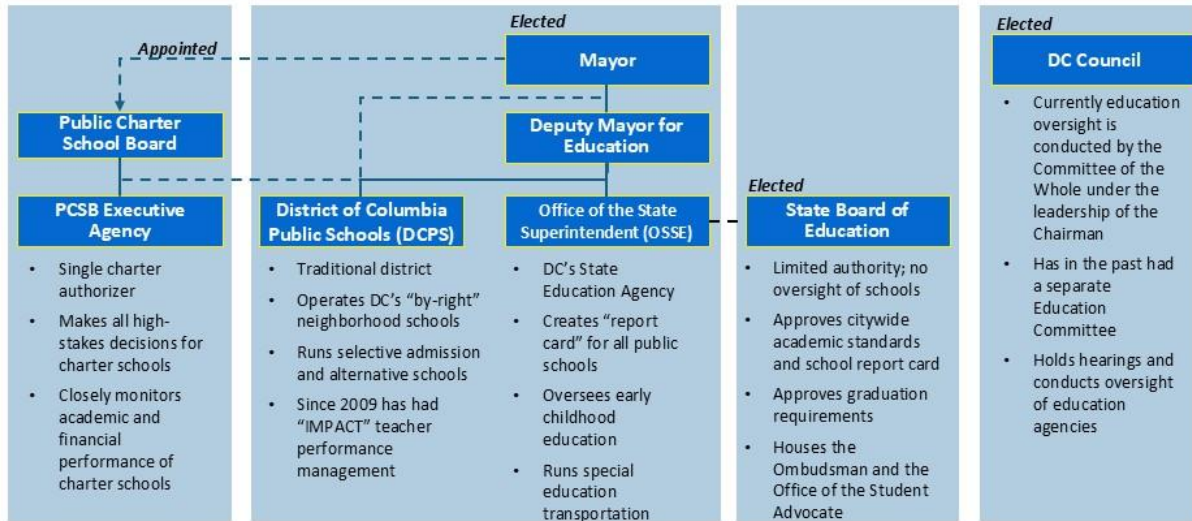
## Presentation on D.C. Public Schools

57



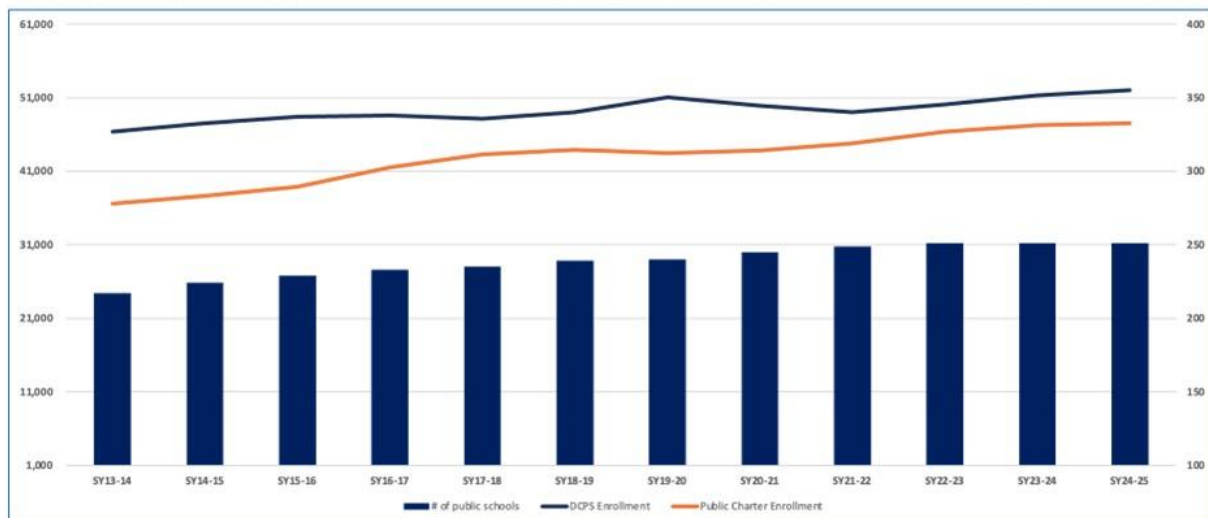


## DC HAS STRONG, UNIQUE GOVERNANCE: AN INDEPENDENT CHARTER SECTOR SINCE 1996 AND MAYORAL CONTROL WITH CITY COUNCIL OVERSIGHT SINCE 2007



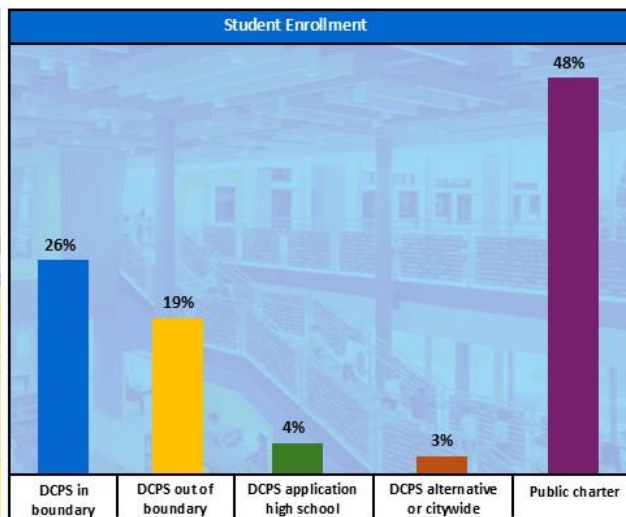
59

## 100,000 STUDENTS ARE EDUCATED IN 100 NEIGHBORHOOD AND 150 CITYWIDE SCHOOLS



60

## CONSEQUENTLY, FAMILIES MAKE A WIDE VARIETY OF PUBLIC SCHOOL CHOICES



61

DME  
OFFICE OF THE DEPUTY MAYOR FOR EDUCATION

GOVERNMENT OF THE  
DISTRICT OF COLUMBIA  
MURIEL BOWSER, MAYOR

## OUR SYSTEM RELIES ON EQUITABLE PER-STUDENT FUNDING, A UNIVERSAL LOTTERY, REGIONAL PUBLIC TRANSPORTATION AND FACILITIES SUPPORTS

### FUNDING

- The **Uniform Per Student Funding Formula** starts with a “foundation weight” set annually.
- **Multipliers** then add additional funding for specific categories of students, e.g.:
  - Economically disadvantaged
  - English learners
  - Special education (4 tiers)
- Funding **flows to the schools** based on enrolled students.
- This year the average was **~\$28,000 per student**.

### LOTTERY ADMISSIONS

- The **MySchoolDC** common lottery serves as a single point of entry to all public schools.
  - Students choosing to attend their assigned neighborhood school do not need to use the lottery.
- The lottery website provides a **school finder** to help families understand their options.
- Families entering the lottery can **rank up to 12 schools** in order of preference; a sophisticated algorithm delivers best options for the most families.

### TRANSPORTATION

- The **Kids Ride Free** program offers mass transit cards to all students for use on Metro bus and Metro rail.
- **Special Education transportation** provided by the State Education Agency.

### FACILITIES

- **“Request for offer”** process to provide empty school buildings to charters.
- Facilities **allowance**.

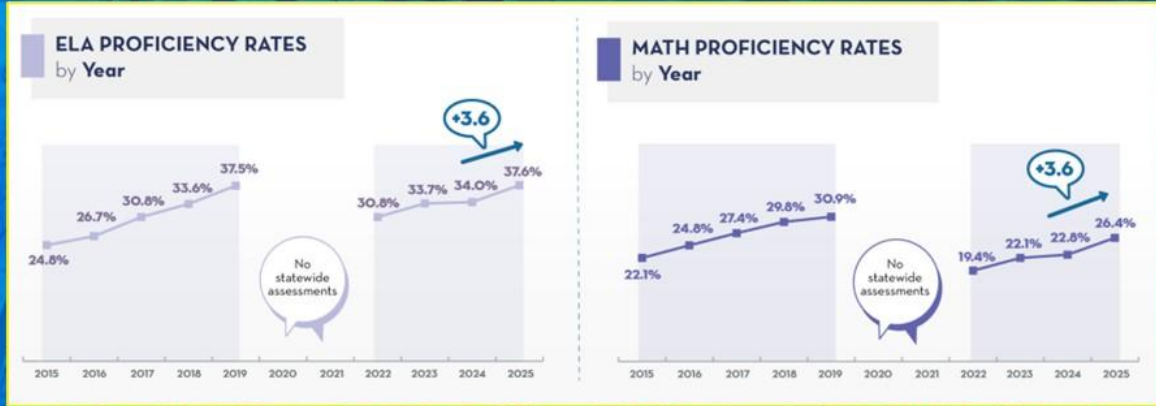
62

DME  
OFFICE OF THE DEPUTY MAYOR FOR EDUCATION

GOVERNMENT OF THE  
DISTRICT OF COLUMBIA  
MURIEL BOWSER, MAYOR

## OUR SYSTEM HAS BEEN DELIVERING RESULTS

### Statewide Assessment Results



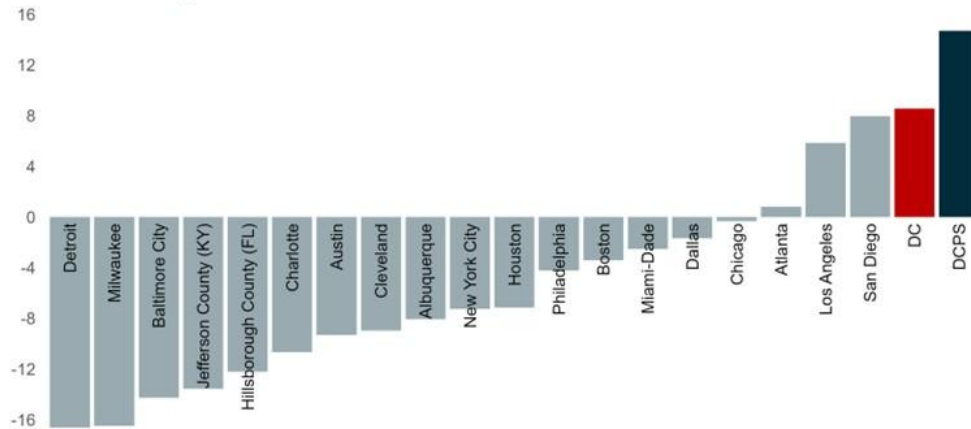
63

DME  
OFFICE OF THE DEPUTY MAYOR FOR EDUCATION

GOVERNMENT OF THE  
DISTRICT OF COLUMBIA  
MURIEL BOWSER, MAYOR

## DC IS THE FASTEST IMPROVING URBAN SCHOOL SYSTEM IN THE NATION

NAEP 4<sup>th</sup> Grade Reading Growth Between 2011 and 2024



U.S. Department of Education, Institute of Education Sciences, National Center for Education Statistics, National Assessment of Educational Progress (NAEP), 2011 and 2024 Reading Assessments.

6  
4

DME  
OFFICE OF THE DEPUTY MAYOR FOR EDUCATION

GOVERNMENT OF THE  
DISTRICT OF COLUMBIA  
MURIEL BOWSER, MAYOR



## THE NATION'S REPORT CARD

### NAEP RESULTS

2011 vs. 2024

While the national average fell, DC improved or stayed steady across all grades and tested subject areas.

#### MATH

District of Columbia

National average

4<sup>th</sup> grade

↑ 9  
POINTS

↓ -3  
POINTS

8<sup>th</sup> grade

no change

↓ -10  
POINTS

#### READING

District of Columbia

National average

4<sup>th</sup> grade

↑ 9  
POINTS

↓ -6  
POINTS

8<sup>th</sup> grade

↑ 9  
POINTS

↓ -7  
POINTS

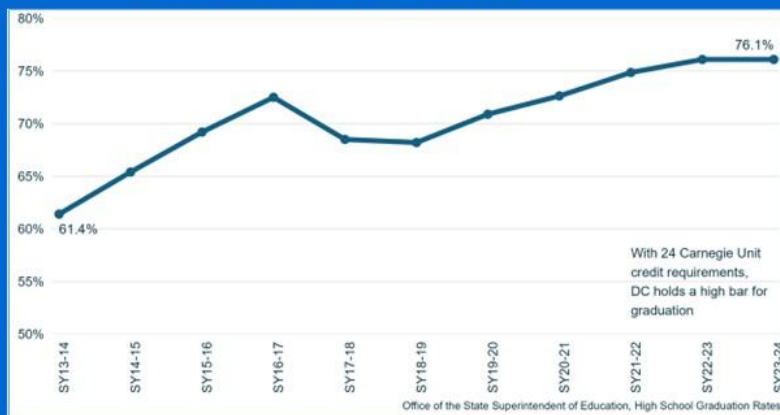
6  
5

DME  
OFFICE OF THE DEPUTY MAYOR FOR EDUCATION

GOVERNMENT OF THE  
DISTRICT OF COLUMBIA  
MURIEL BOWSER, MAYOR

## GRADUATION RATES

Graduation Rates Grew Almost 15 Points Since SY13-14



66

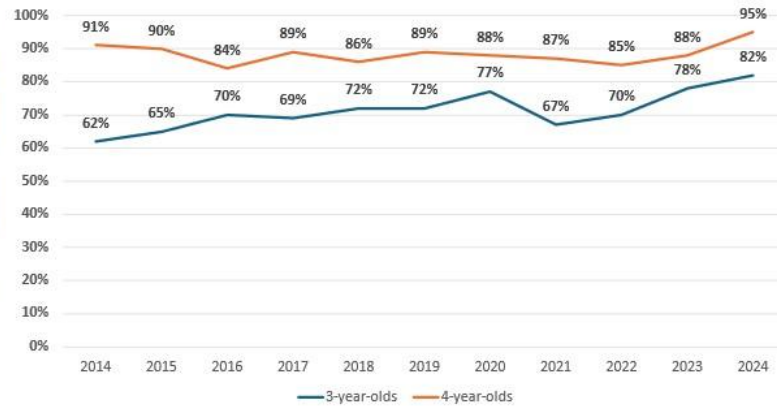
DME  
OFFICE OF THE DEPUTY MAYOR FOR EDUCATION

GOVERNMENT OF THE  
DISTRICT OF COLUMBIA  
MURIEL BOWSER, MAYOR

## DC HAS STRONG EARLY CHILDHOOD EDUCATION AND UNIVERSAL PRE-K



Percentage of 3- and 4-year-olds Enrolled in Universal Pre-K



6  
7

DME  
OFFICE OF THE DEPUTY MAYOR FOR EDUCATION

GOVERNMENT OF THE  
DISTRICT OF COLUMBIA  
MURIEL BOWSER, MAYOR

## DC'S PARENT SATISFACTION WITH THEIR CHILDREN'S SCHOOLS AND COLLEGE AND CAREER PREPARATION IS WELL ABOVE THE NATIONAL AVERAGE

In 50CAN's "The State of Educational Opportunity in America" survey:

DC ranked top of the nation in parental satisfaction.

**86%**

of families reported sufficient school choice options

**75%**

reported they would make the same school choice no matter where they live

**53%**

of DC's parents reported being "very satisfied" with their child's school, 8 points above the national average.

Overall,

**87%**

of parents were at least "somewhat satisfied."

68

DME  
OFFICE OF THE DEPUTY MAYOR FOR EDUCATION

GOVERNMENT OF THE  
DISTRICT OF COLUMBIA  
MURIEL BOWSER, MAYOR

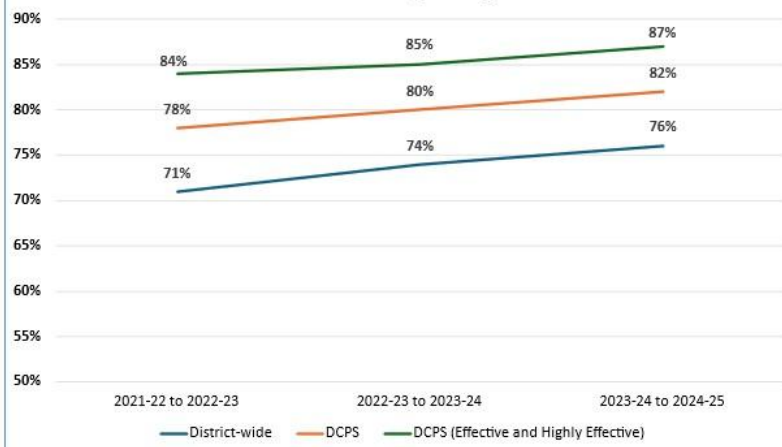


## DC OFFERS TOP **TEACHER** PAY, ATTRACTING AND RETAINING TALENT

### DC offers nationally competitive salaries

- The starting DCPS educator salary is **\$63,373** (#1 across states).
- Average DCPS educator salary is **\$109,802** (not including benefits or bonuses).
- Charter teachers receive comparable pay.

### More teachers are choosing to stay in their schools



69

DME  
OFFICE OF THE DEPUTY MAYOR FOR EDUCATION

GOVERNMENT OF THE  
DISTRICT OF COLUMBIA  
MURIEL BOWSER, MAYOR

## RECENT TRENDS SUGGEST A MATURING SYSTEM

The era of  
enrollment and  
school growth is  
ending.



True cross-sector  
collaboration  
has begun.



Institutional roles  
within our  
governance system  
are sharpening.



70

DME  
OFFICE OF THE DEPUTY MAYOR FOR EDUCATION

GOVERNMENT OF THE  
DISTRICT OF COLUMBIA  
MURIEL BOWSER, MAYOR

## LESSONS LEARNED: GOVERNANCE



- **Unified governance allows for more coherence:** a coordinated vision and strategic investments and policies/interventions to drive academic progress.
  - DC has made significant education investments under mayoral control, in people, programs, and buildings.
- **Accountability** is necessary at all levels; hard choices require strong infrastructure.
- **Consistency** through time is vital.
- The **quality of teachers** makes the biggest difference.
  - We have seen growth thanks to IMPACT and high teacher pay.
  - The charter sector attracts talent alongside the improvement we've seen in the traditional unionized environment.
- **Representation matters at the local level.**
  - There is a real need for charter school board capacity and training.
  - A strong nonprofit sector can be helpful (e.g., DC Charter Alliance).
  - Strong PTOs and school advisory boards help and are hard to build.

71

## LESSONS LEARNED: LEADING A TWO-SECTOR SYSTEM

- **A rising tide lifts all boats:** A strong charter sector drives improvement in the traditional public system while also delivering innovation.
- **Coordination takes work:** Getting the two sectors to think as “one ecosystem” has taken decades. Coordination becomes even more critical in times of limited resources and population stagnation.
- **Pay attention to scale:** Having a large number of LEAs, including single site LEAs, can create challenges, especially around coordination and sustainability.
- **Stay innovative in the face of headwinds:** At a certain point, systems move toward entropy and bureaucracies form; leaders need to be intentional to reignite the promise of public schools.
- **Student and family experience is key:** While there can be vocal advocates for each sector, most families do not differentiate between traditional and charter schools – they just want a great school.

72

# ILEA Q&A

73

## Public Comment Procedure

For everyone to have a fair chance to speak and be heard, please observe the following rules:

**First**, each speaker will be limited to **1** minute. When the timer sounds, please conclude your statement.

**Second**, please ensure comments are reasonably related to the work of the ILEA and address the alliance as a whole.

**Finally**, please avoid repeating what a prior speaker has said so that we may hear from as many people as possible.

74

## Public Comment

75

### Tentative ILEA Roadmap

- **July/August:** Review current landscape, identify priority data around academics, transportation, facilities, etc.
- **September/October:** Issues deep dive to identify potential challenges and consider draft recommendations
- **November/December:** Continued analysis and refinement of recommendations
- **December:** ILEA adopts final recommendations. Plan submitted to state and local leaders by 12/31.

76

## Closing

Next Meeting:

- 6 p.m., Wednesday, Nov. 19, 2025.
- Details and upcoming meeting schedule available at <https://www.indy.gov/activity/indianapolis-local-education-alliance>
- Contact [ILEA@Indy.gov](mailto:ILEA@Indy.gov) or [IPSExternalAffairs@myips.org](mailto:IPSExternalAffairs@myips.org) with questions or comments.

77

**Pre-Reading Material – Wednesday, September 24th, 2025**



# Alyssa Whitehead-Bust & Paul Kihn Bio



[www.bosepublicaffairs.com](http://www.bosepublicaffairs.com)



**Alyssa Whitehead-Bust**

*Partner, Attuned Education Partners*

Alyssa Whitehead-Bust is a Partner at Attuned Education Partners, where she leads high-impact strategy engagements with state education agencies, school systems, and nonprofits. She supports senior leaders through executive advising, strategic planning, program design, and facilitation -- particularly in moments of start-up, scale, or transition. Alyssa's commitment to public education is deeply personal. As a student, teacher, and system leader, she has seen both the promise and the deep inequities in our schools. She is driven by the belief that all students, especially those furthest from opportunity, deserve rigorous, joyful learning and the systems to support it.

To date, she has supported nearly 100 organizations and coached dozens of leaders to clarify vision, align structures, and improve outcomes for students. Her work helps partners navigate complexity, center equity, and sustain meaningful change. Her work is grounded in real-world results, including her leadership during a period when Denver Public Schools was recognized for achieving some of the most effective and sustained reforms in American public education. That experience shapes Attuned's approach to school design, HQIM implementation, and system-wide transformation.

Earlier in her career, Alyssa served as a cabinet-level leader in Denver Public Schools (DPS), where she held roles as Chief Academic Officer and Chief of Innovation and Reform. In those positions, she led the district's academic strategy, oversaw its school portfolio, and launched one of the nation's first district-run innovation labs for personalized and blended learning. She was also the founding principal of Highline Academy Charter Schools and facilitated Colorado's State Council for Educator Effectiveness in implementing Senate Bill 191. Alyssa holds a B.A. from Wesleyan University and an Ed.M. from Harvard Graduate School of Education. She is an alum of the Broad Academy and the Building Excellent Schools Fellowship.

Outside of work, Alyssa finds joy in hosting gatherings and creating spaces where people feel seen and connected. She loves bringing people together and creating spaces where others feel seen and connected, whether around a dinner table, on a long hike with her husband and daughters, or over a great cup of coffee.



[www.bosepublicaffairs.com](http://www.bosepublicaffairs.com)



**Paul Kihn**  
*Deputy Mayor for Education, D.C.*

Paul Kihn accepted an appointment by Mayor Bowser to serve as the Deputy Mayor for education on October 1, 2018. Mr. Kihn previously served for three years as the Deputy Superintendent of the School District of Philadelphia. As the Superintendent's second-in-command, he helped lead the system through a significant transformation, including improvements in teacher and principal hiring and development, a transition to common core standards, the promotion of evidence-based innovations in schools and classrooms, a wholesale revision of charter authorizing policies and procedures, and smarter allocation of diminishing resources.

Prior to his work in Philadelphia, Paul supported district and charter turnaround efforts as a partner and a leader of the U.S. K12 Education Practice for the global consulting firm McKinsey & Company. Mr. Kihn is a former New York City public school English teacher and has also taught middle and high school English in Ireland and South Africa. In addition, Mr. Kihn has worked with adjudicated and out-of-school youth.

A Ward 2 resident, Mr. Kihn received a Master's in Educational Administration from Teachers College, Columbia University, and an M.B.A. from Columbia University. He also holds degrees from Yale College and The University of Cape Town.



[www.bosepublicaffairs.com](http://www.bosepublicaffairs.com)

# Denver & DC Handout Overview



[www.bosepublicaffairs.com](http://www.bosepublicaffairs.com)

### **Overview**

[Denver Public Schools](#) (DPS) operates a unified system that includes district-run, innovation zone, and charter schools under a shared framework for enrollment, facilities, and accountability. Beginning in the mid-2000s, DPS adopted a portfolio management model. The district uses a centralized enrollment process known as *SchoolChoice*, allowing families to apply to any public school—district or charter—through a single application.

DPS also implements shared use of facilities between district and charter schools and applies a consistent performance framework to evaluate all schools. These structures are part of the district's portfolio management approach, designed to align school operations, accountability, and access across the system.

### **Key Features of the DPS Model**

#### **Centralized and Unified Enrollment – [SchoolChoice](#)**

- DPS operates a single application system that allows families to rank preferences among both district-run and charter schools.
- The system is designed to ensure equitable access for all families.
- Enrollment rounds, guides, and online tools help families compare and select schools.

#### **Portfolio Management and Facilities Sharing – [Portfolio Management Services](#)**

- DPS oversees traditional, innovation, and charter schools under one portfolio management framework.
- Vacant or underutilized district buildings are repurposed to house charter or innovation schools.
- This approach maximizes use of district resources and supports the growth of high-performing schools.

#### **Performance Accountability and Oversight – [University of Colorado Denver Report](#)**



- All schools—district, innovation, and charter—are evaluated using a consistent performance framework.
  - Schools that persistently underperform receive tiered support and may undergo closure, redesign, or intervention.
  - Charter and innovation schools maintain operational flexibility while remaining accountable to district standards.
- 

#### **Reported Outcomes and Evidence**

- Independent studies, including one by the [University of Colorado Denver](#), found improved student outcomes and increased family satisfaction under the DPS model.
  - Coverage from [Chalkbeat Colorado](#) highlights evidence that school closures and accountability efforts were linked to higher academic performance.
- 

#### **Aspects Relevant to Indianapolis**

- **Unified Enrollment:** A single-application process simplifies school access for families (Similar to Enroll Indy).
  - **Shared Facilities:** Using district properties for both charter and district schools optimizes space and resources.
  - **Equal Accountability:** Common academic standards ensure fairness and transparency across all schools.
  - **Balanced Oversight:** Maintains district governance while allowing schools operational flexibility and innovation.
- 

#### **Implementation Considerations**

- The DPS model evolved over multiple years and required strong governance, stakeholder engagement, and sustained leadership.

- Success depends on robust data systems, transparent accountability measures, and consistent communication.
- Facility-sharing and unified accountability frameworks require clear operational agreements and alignment across partners.

---

### Summary

The Denver Public Schools model integrates district and charter schools into a unified system emphasizing equitable access, shared accountability, and efficient resource use. For Indianapolis, this model serves as a reference for how coordinated systems can operate effectively within a large urban district.

### References:

1. Denver Public Schools – SchoolChoice: <https://schoolchoice.dpsk12.org>
2. DPS Portfolio Management Services: <https://portfolio.dpsk12.org>
3. Chalkbeat Colorado – *Denver study finds closing schools improved student test scores*:  
<https://www.chalkbeat.org/colorado/2024/09/28/denver-study-finds-closing-schools-improved-student-test-scores/>
4. University of Colorado Denver – *Denver Systemwide and Intervention Effects Report*: [https://wp-cpr.s3.amazonaws.com/uploads/2024/09/Denver\\_Systemwide\\_and\\_Intervention-Effects-Technical-Report-Embargo0001.pdf](https://wp-cpr.s3.amazonaws.com/uploads/2024/09/Denver_Systemwide_and_Intervention-Effects-Technical-Report-Embargo0001.pdf)

## Overview

The [public education system in Washington, D.C.](#) integrates both district-run schools (DCPS) and public charter schools under coordinated frameworks for enrollment, authorization, oversight and funding. Families can apply to many schools (district or charter) through a common application, and the city applies unified accountability tools. The mix of sectors creates shared governance and opportunity structures.

---

## Key Features of the DC Model

### Unified Enrollment – [My School DC](#)

- A single application and lottery system for many district and charter school seats. [My School DC+1](#)
- Allows families to apply to up to twelve schools in one application. [My School DC](#)
- In-boundary DCPS schools may be enrolled directly, but the lottery is required for many out-of-boundary and charter seats. [My School DC+1](#)

### Portfolio Approach – Charter & District Oversight

- Public charter schools are authorized by the District of Columbia Public Charter School Board (DC PCSB), while DCPS remains the primary district operator of traditional schools. [Wikipedia+1](#)
- Charter and district schools both operate in the city; about 48% of public school students attend charters. [edscape.dc.gov](#)
- Admission to charter schools is open to DC residents and uses a lottery when applications exceed seats. [D.C. Law Library](#)

### Performance Accountability & Oversight – [Performance Management Framework](#)

- DC PCSB uses a common framework (PMF) to evaluate charter schools annually on multiple domains such as student progress, achievement, and gateway indicators. [dcpsb.org](#)

- Schools failing to meet performance standards may face closer oversight, renewal issues or closure.
  - District and charter funding is aligned through the city's formula (Uniform Per Student Funding Formula) ensuring similar funding bases for both sectors. [DC Fiscal Policy Institute](#)
- 

### Reported Outcomes & Evidence

- Enrollment trends show that in school year 2024-25, about 52% of public school students were in DCPS schools and about 48% in public charter schools, reflecting growth in choice options. [edscape.dc.gov](#)
  - Funding research indicates both sectors are funded through the same per-student formula (UPSFF), which supports alignment between district and charter schools. [DC Fiscal Policy Institute](#)
- 

### Aspects Relevant to Indianapolis

- **Unified Enrollment:** The My School DC model simplifies access to multiple public school types under one application (Similar to Enroll Indy).
  - **Sector Choice + Oversight:** A mix of traditional district and public charter schools within the same city with shared funding and oversight frameworks.
  - **Equal Funding Infrastructure:** Use of a uniform per-student funding model that applies to both district and charter sectors strengthens equity.
  - **Accountability Frameworks:** A unified approach to monitoring school performance offers transparency and comparability across sectors.
- 

### Implementation Considerations

- The DC model relies on robust systems for common application, lottery management, school evaluation and funding allocation—these require secure infrastructure and policy alignment.

- While the enrollment system is unified in parts, not all schools participate equally and “in-boundary” rights for DCPS traditional schools remain in force.
- Funding and facility issues can vary significantly between sectors—charter schools often lease or purchase facilities and must navigate market dynamics. [DC Fiscal Policy Institute](#)
- Governance complexity increases when multiple authorizers and sectors exist; maintaining clarity for families and consistent standards is important.

---

## Summary

Washington, D.C.’s public education system includes both **District of Columbia Public Schools (DCPS)**—the city’s traditional public school system—and **public charter schools**, which operate independently under the **D.C. Public Charter School Board (DC PCSB)**.

DCPS operates under mayoral control, with the Mayor overseeing the district through the Office of the State Superintendent of Education (OSSE) and the Deputy Mayor for Education. This structure was established under the Public Education Reform Amendment Act of 2007.

Families in D.C. can apply to both DCPS and public charter schools through a common enrollment system, **My School DC**, which manages a citywide lottery and application process.

---

## References

- My School DC – common application & lottery: <https://www.myschooldc.org/>
- Office of Enrollment & Residency (DC): <https://osse.dc.gov/page/office-enrollment-residency-supporting-families-students> [State Education Office](#)
- DC PCSB Performance Management Framework Overview: <https://www.dcpsb.org/sites/default/files/The%20Performance%20Management%20Framework%20Overview%20for%20web%202.12.16.pdf>



[dcpcsb.org](https://dcpcsb.org)

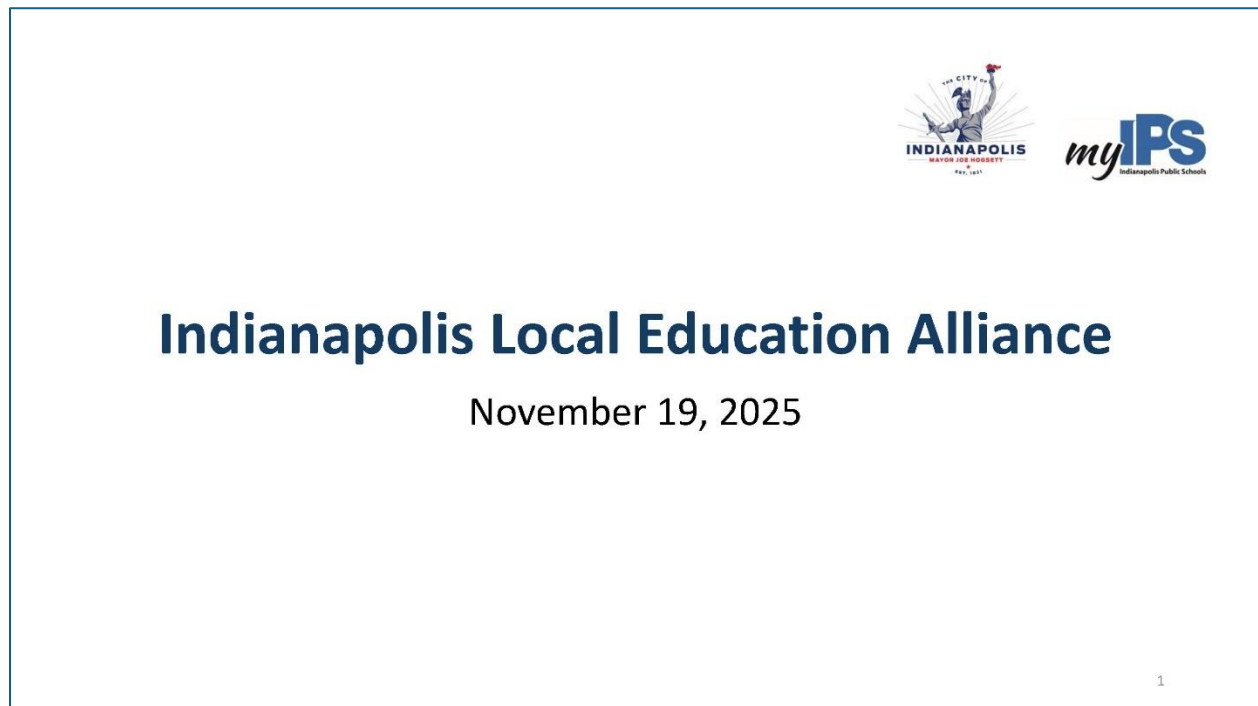
- Trends in Enrollment by Sector (D.C., 2024-25): <https://edscape.dc.gov/page/trends-enrollment-sector> [edscape.dc.gov](https://edscape.dc.gov)
- How DC Funds Its Public Schools: <https://www.dcfpi.org/all/how-dc-funds-its-public-schools/>

## **Wednesday, November 19, 2025, Public Meeting**

The sixth full meeting of the Indianapolis Local Education Alliance was held on Wednesday, November 19th, 2025, and was a general organization meeting held at City-County Building, Public Assembly Room from 6:00 P.M. – 9:08 P.M with 30 minutes committed to public comment. 101 people were signed up to testify. Of attendance was, Indianapolis Mayor Joe Hogsett, Dr. Aleesia Johnson, Tina Ahlgren, Maggie A. Lewis, Tobin McClamroch, Andrew Neal, Bart Peterson, Barato Britt and Angela Smith Jones.

This meeting was devoted to the reports out from individual taskforces which included models for transportation, facilities, and governance.

### **Presentation – Wednesday, November 19<sup>th</sup>, 2025**



## Agenda

- Welcome and Opening Remarks
- Transportation Taskforce Model Overview
  - ILEA Member Discussion
- Facilities Taskforce Work Overview
  - ILEA Member Discussion
- Governance Discussion
  - ILEA Member Discussion
- Public Comment
- Closing and Next Steps

2

## Welcome and Opening Remarks

**While there has been some discussion externally about realigning the district boundaries, that topic will not be part of tonight's discussion.**

3

# Transportation Taskforce Overview

4

## Transportation Taskforce Assumptions Regarding Student Enrollment

### Assumptions Regarding Student Enrollment and Transportation Participation

Scenario	Total Student Enrollment	Estimated Transportation Users
Current IPS Students Incl. Innovation Network	30,000	16,000
Total Resident Public School Students (within IPS Boundary)	40,000	25,000

5

# Transportation Taskforce

## Transportation Scenarios and Fiscal Analysis

### Transportation Scenarios and Fiscal Analysis

The transportation analysis included five scenarios with different variations of service levels and choice transportation options for students. The scenarios and resulting fiscal impacts are summarized in the table below. More comprehensive definitions of the scenarios, along with explanatory rationale is included in the attached memo from IPS Operations staff. The total cost of transportation services for the expanded student population is estimated to range from \$48M - \$75M.

#### Modeled Transportation Scenarios and Fiscal Impacts

Model	Description	Cost per Student	System-Wide Cost	Assumptions
1	Baseline-All Services	\$2,300	\$58 M	<b>Elementary:</b> Transportation Zones <b>High School:</b> Full Choice Includes extracurriculars, field trips, internships
2	Baseline – To/From School Only	\$1,935	\$48 M	Includes only to/from school; special education; internships. No extra-curriculars.
3	Universal Choice (Conservative Estimate)	\$3,000	\$75 M	Full choice. Students transported to any school regardless of geography. Conservative estimate due to unknowns about trip lengths and school selection.
4	Partial Parent-Pay Extracurricular	\$2,200	\$55 M	Baseline services. Requires contribution of \$100 per student for extracurricular transportation.
5	Hybrid Zones + High-School Hubs	\$2,100	\$53 M	Maintain K-8 zones and implement hub and spokes for high school. Cap dynamic routing after three weeks per semester.

6

## Transportation Taskforce

### 7 Levers of Transportation

CONSIDERATION	DESCRIPTION	FACTORS
Safety	The likelihood of harm coming to a person or property and efforts to minimize that likelihood	bus behavior management, bus monitor staffing, mechanical safety, student tracking, neighborhood crime, geographic barriers or hazards, background checks, use of crossing guards
Compliance	Legal and policy matters that must be considered and/or to which we are obliged.	vehicle safety regulations, required school day length, special education law, homeless services, transportation law/policy
Optimization	How to get the maximum number of students on the least number of busses	number of tiers, number of potential riders, number of routes, runs and stops, number of IndyGo busses
Logistics	Issues that are not immediately part of the transportation system but impact its functioning	student mobility, student attrition, family relocation, bus driver and monitor staffing challenges, infrastructure challenges or changes, major community events, infrastructure changes, specialized transport needs
Efficiency	How to deliver the greatest amount of service in the shortest amount of time with the least number of staff	ride times/length of rides, timeliness of pick up and drop off, walker and rider distances
Rate	The cost of running transportation	fuel consumption, vehicular repair, staff salaries, insurance, cost of IndyGo passes, cost of specialized transport
Responsiveness	The use experience and our ability to make the client happy with extra services beyond simply taking children to and from school	school choice, parent concerns, policy consistency or inconsistency, ease of communication, provision of extracurricular and activity busses

7



## Transportation Taskforce

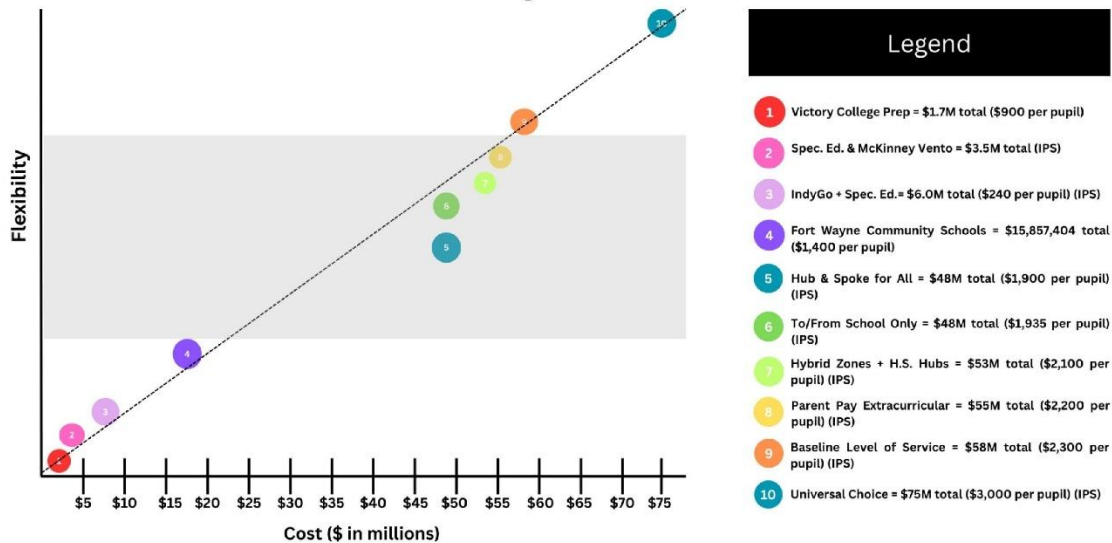
### Transportation Service Cost Estimates – Cost vs. Choice



8

## Transportation Taskforce

### Cost vs Flexibility



9

## Transportation Taskforce Cost Estimates – Cost vs. Choice

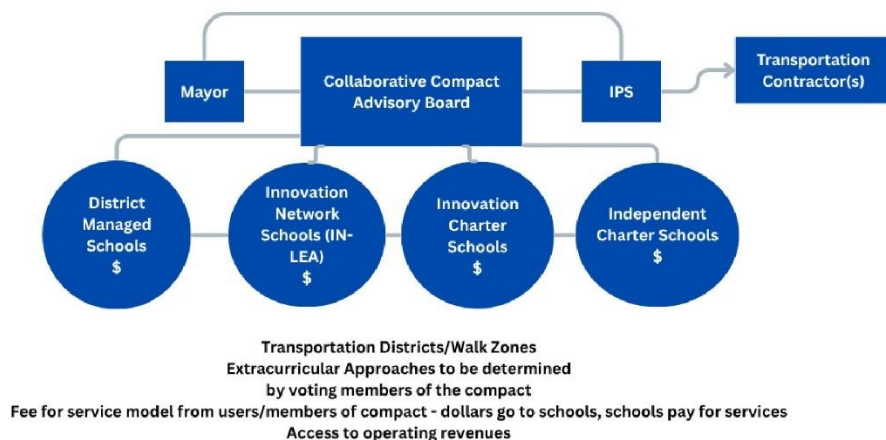
### Options to Taskforce Choose Not to Consider:

- **Special Ed. And McKinney-Vento Only**
  - This does not provide the level of transportation that meets the needs of our students & families.
- **IndyGo Plus Special Ed.**
  - IndyGo is currently not built out to accommodate this model, but may be an incremental part of a broader solution.
- **Parent Pay Extracurricular**
  - This model is not realistic for the families in our community. It would not provide equitable access to extra-curricular activities.
- **Universal Choice**
  - After examining the final cost of transportation, this model was deemed too expensive.

10

## Transportation Taskforce Transportation Model Option 1


### The Collaborative Compact Option



11

## Transportation Taskforce Transportation Model Option 2

### Independent Transportation Authority Model



Authority makes decisions of  
districts/walk-zones, extracurricular transportation  
etc.  
Property Tax Dollars for  
transportation go to the Transportation Authority

12

## Transportation Taskforce Takeaways

13

## **Transportation Taskforce Takeaways**

- **Items of discussion under either of the transportation models – Task Force discussed, sometimes agreed and sometimes disagreed, but the following was mentioned as items to consider.**
  - Some of the Task Force believe if schools are receiving tax dollars for transportation or if a broader entity is created – either a collaborative model or an independent Authority, participation should be mandated.
  - Other members believe that the lack of an independent Transportation Authority would prevent them from supporting mandatory participation.

14

## **Transportation Taskforce Takeaways**

**Discussion of an Independent Authority directed us to a few questions:**

1. Who is operating?
2. What it means to rebuild vs. simply transfer the current model and team to conduct the work.
3. If an Independent Transportation Entity is established – general consensus of the Task Force is that the professional staff at IPS should be transitioned to that entity.

15

## Transportation Taskforce Takeaways

**Task Force wishes to include certain guidelines and guardrails with regard to transportation. There is not full consensus around these items.**

- Requirements around participation from schools.
  - Equity of access
  - Need for systems-level solution
  - Mandatory or opting out requires significant sacrifice of funding
- Local representation for leadership and/or any appointments.
  - Combination of district and charter representation
- Minimizing disruption for all students within the IPS boundaries.
  - No disruption of services for McKinney-Vento or students with IEP transportation accommodations
- Maintaining the assets of the current transportation system.
  - Institutional knowledge and expertise
  - Existing infrastructure
  - Consideration of smaller-scale transportation operators
- Time to plan for implementation.
  - Adjusting with the changing funding landscape and shift in property tax dollars
- Valuing transparency.
  - Clear decision-making processes with public input
  - Identification of potential conflicts of interest

## ILEA Member Discussion



## Facilities Taskforce Overview

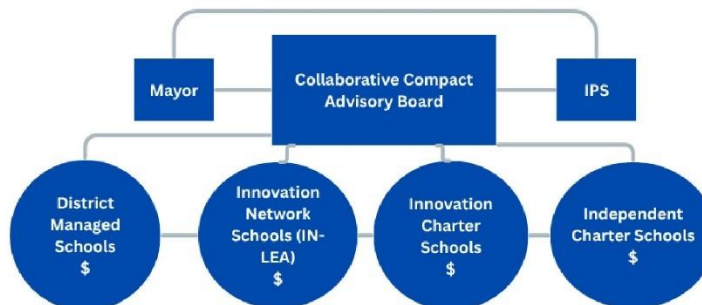
While the HEA 1515 charges with the ILEA with recommendations regarding Facilities – there is no guidance on how to deal with many details like bonded indebtedness, bond-holder rights – Independent Charter-Owned facilities – and many others. As we discuss facilities options – the Task Force acknowledges that many of those details will need to be resolved by statute.

18

## Facilities Facilities Model Option

1

### The Collaborative Compact Option



#### Shared Metrics for Opening/Closing & Schools

- Accountability & Performance Standards - set as policy by Voting Members of the Compact
- Money goes to the school & a fee for services is paid
- Statutorily created so that compact decisions are binding

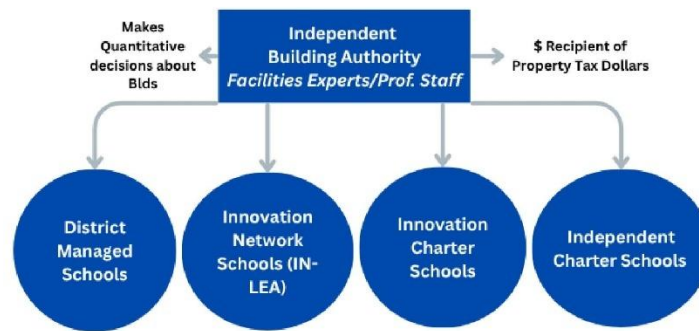
Questions remains about how charter schools would have access to debt absent a governance discussion."

19

## Facilities Facilities Model Option

2

### Independent Buildings Authority Model



1\* Question remains about how to do that absent a governance discussion.

20

## Facilities Facilities Model Option

3

### Service Provider Model



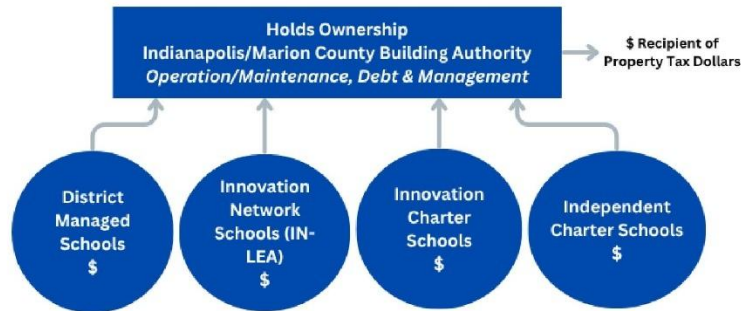
Under this model the property tax dollars go to the schools, they would pay for services

**Questions remain about:** Chartering Authority  
Accountability Standards - where policy decision making resides  
School Openings & Closings  
How to do that absent a governance discussion

21

## Facilities

### Facilities Model Option 4



- While this would shift ownership or operations of facilities to an existing entity, it does not answer the policy questions and need for governance clarity.

22

## ILEA Member Discussion

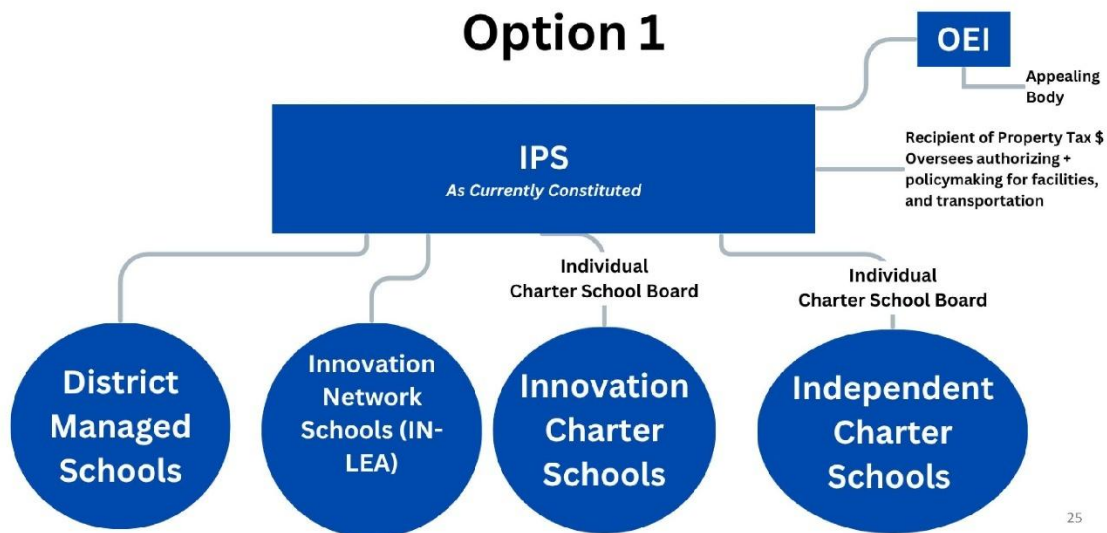
23

# Governance

The various models and options that you will see this evening represent a spectrum of options, some with minimal changes to the current practices, and some with dramatic changes. The point of this discussion is to think about where policy decisions should reside with regards to serving multiple school models who provide education in different ways to our children all over Indianapolis. That is the underlying framework for our discussion tonight

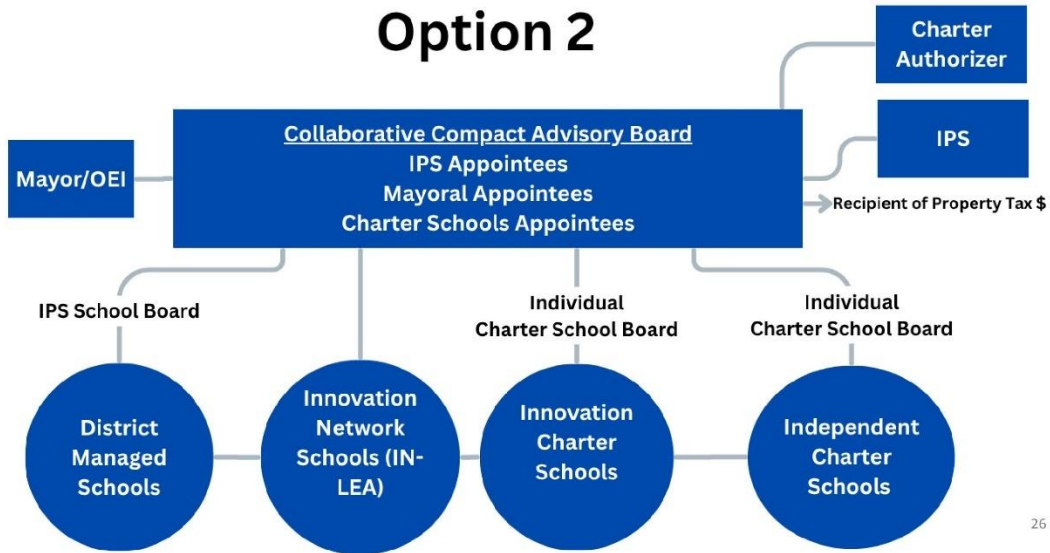
24

## Governance Governance Model Option 1



25

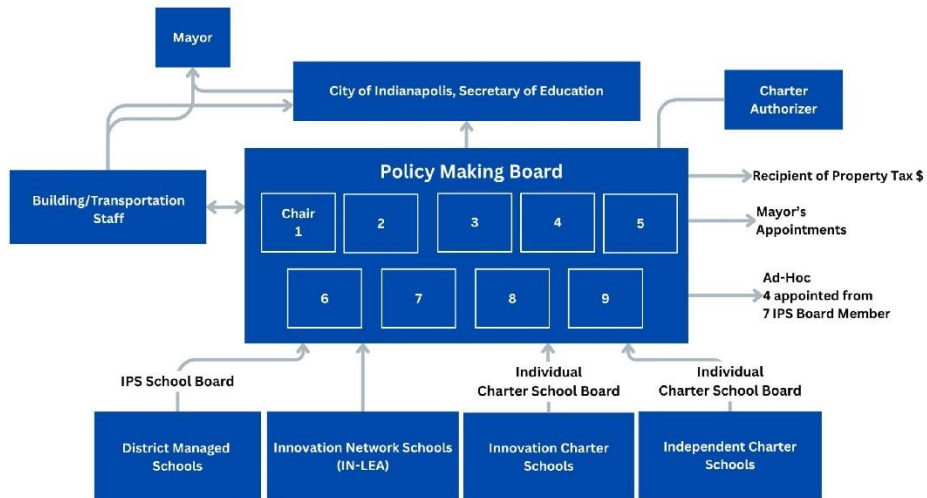
## Governance Governance Model Option 2



26

## Governance Governance Model Option 3

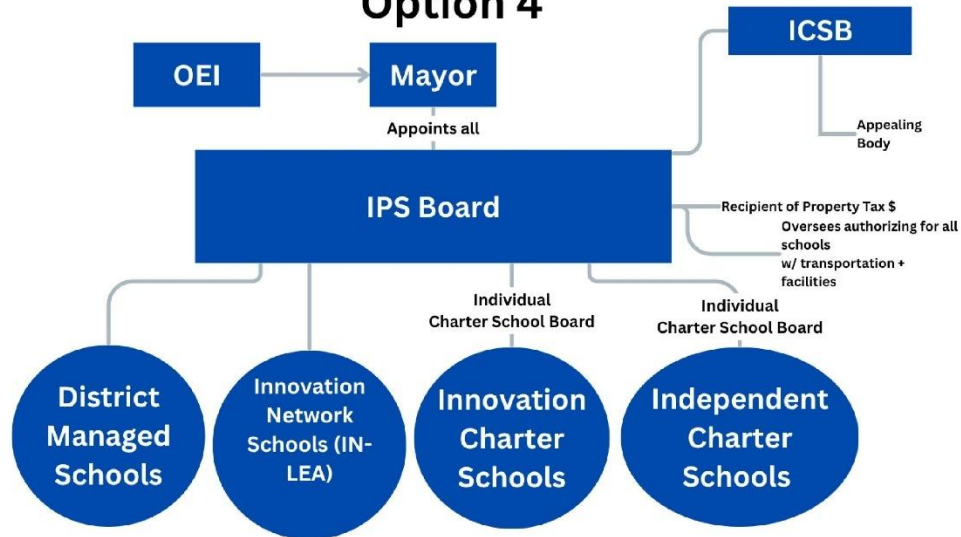
Indianapolis Education Authority



27



## Governance Governance Model Option 4



28

## ILEA Member Discussion

29

## Public Comment Procedure

For everyone to have a fair chance to speak and be heard, please observe the following rules:

**First**, each speaker will be limited to **1** minute. When the timer sounds, please conclude your statement.

**Second**, please ensure comments are reasonably related to the work of the ILEA and address the alliance as a whole.

**Finally**, please avoid repeating what a prior speaker has said so that we may hear from as many people as possible.

30

## Public Comment

31

## Tentative ILEA Roadmap

- **July/August:** Review current landscape, identify priority data around academics, transportation, facilities, etc.
- **September/October:** Issues deep dive to identify potential challenges and consider draft recommendations
- **November/December:** Continued analysis and refinement of recommendations
- **December:** ILEA adopts final recommendations. Plan submitted to state and local leaders by 12/31.

32

## Closing

### Next Meetings:


- First week of December – To Be Announced
- Public Meetings for Input – Location and Times to be Announced
- 6 p.m., Wednesday, Dec. 17, 2025.
- Details and upcoming meeting schedule available at <https://www.indy.gov/activity/indianapolis-local-education-alliance>
- Contact [ILEA@Indy.gov](mailto:ILEA@Indy.gov) or [IPSEExternalAffairs@myips.org](mailto:IPSEExternalAffairs@myips.org) with questions or comments.

33

**Models for Consideration – Wednesday, November 19<sup>th</sup>, 2025**

## Transportation Taskforce Transportation Model Option 2

### Independent Transportation Authority Model

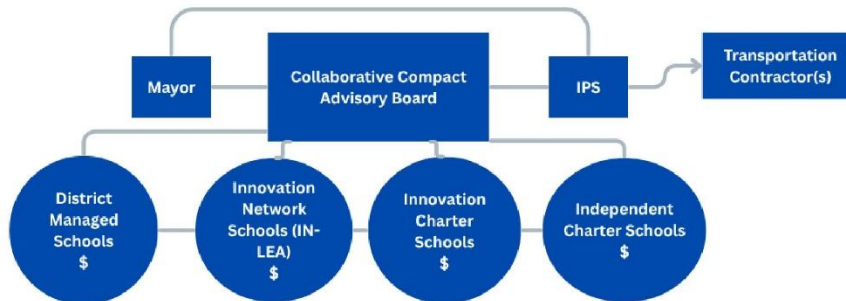


Authority makes decisions of districts/walk-zones, extracurricular transportation etc.  
Property Tax Dollars for transportation go to the Transportation Authority

12

## Transportation Taskforce Transportation Model Option 1

### The Collaborative Compact Option



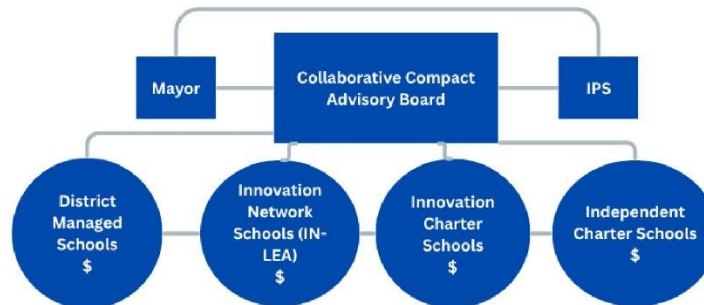
Transportation Districts/Walk Zones  
Extracurricular Approaches to be determined by voting members of the compact  
Fee for service model from users/members of compact - dollars go to schools, schools pay for services  
Access to operating revenues

11

## Facilities Facilities Model Option

### 1

#### The Collaborative Compact Option



#### Shared Metrics for Opening/Closing & Schools

- Accountability & Performance Standards - set as policy by Voting Members of the Compact
- Money goes to the school & a fee for services is paid
- Statutorily created so that compact decisions are binding

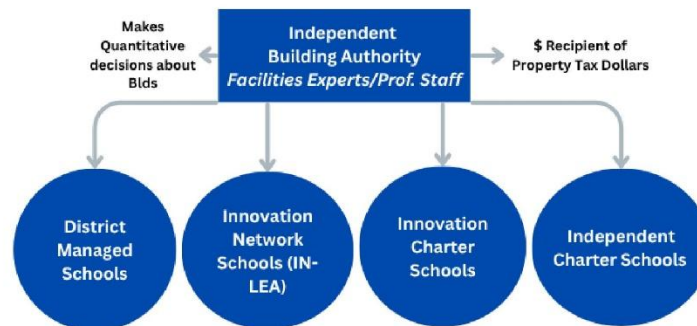
Questions remains about how charter schools would have access to debt absent a governance discussion."

19

## Facilities Facilities Model Option

### 2

#### Independent Buildings Authority Model



1\* Question remains about how to do that absent a governance discussion.

20



## Facilities Facilities Model Option

3

Service Provider Model



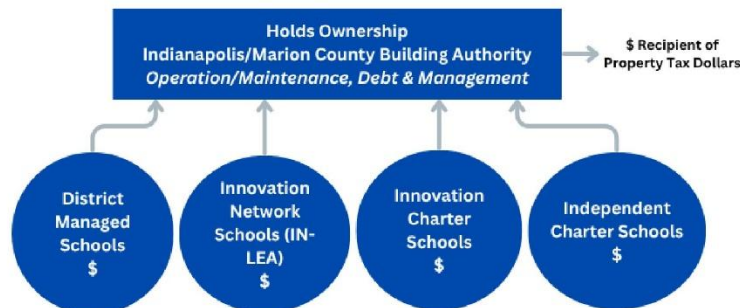
Under this model the property tax dollars go to the schools, they would pay for services

**Questions remain about:** Chartering Authority  
Accountability Standards - where policy decision making resides  
School Openings & Closings  
How to do that absent a governance discussion

21

## Facilities Facilities Model Option

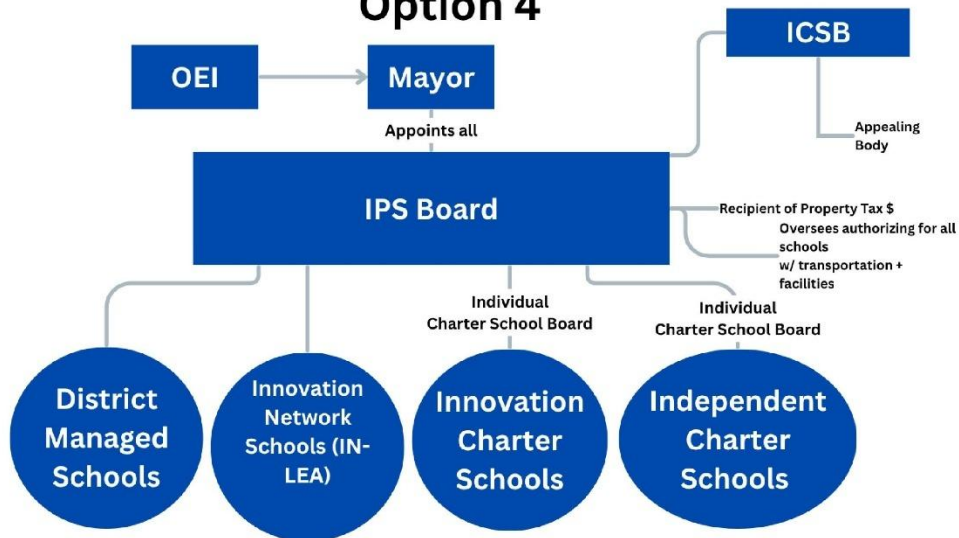
4



- While this would shift ownership or operations of facilities to an existing entity, it does not answer the policy questions and need for governance clarity.

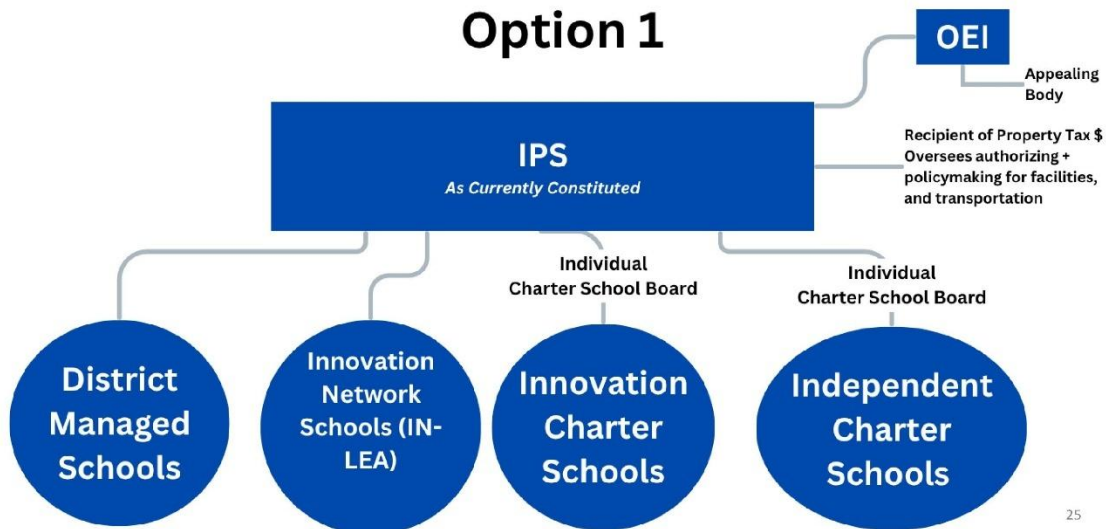
22

## Governance Governance Model Option 4



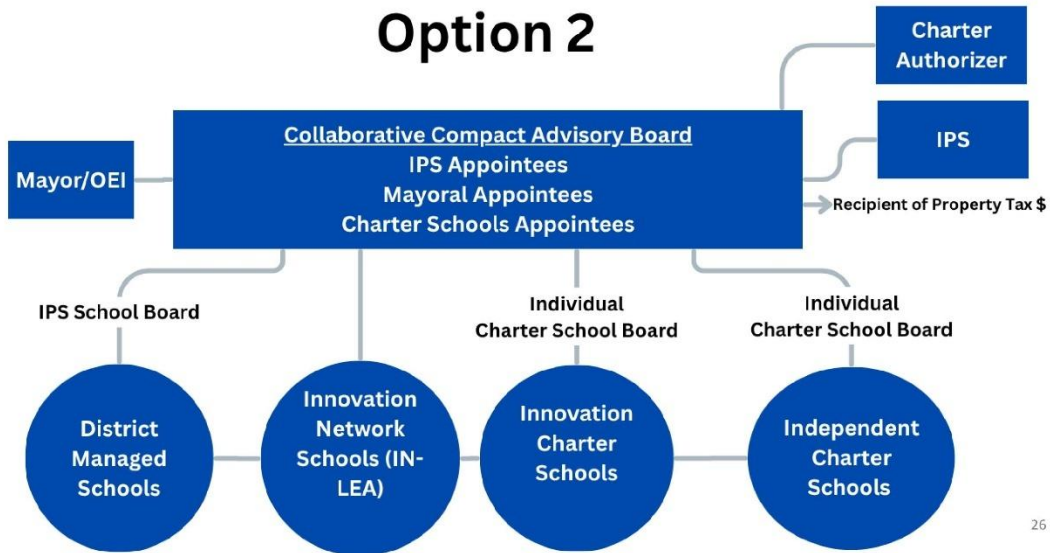
28

## Governance Governance Model Option 1



25

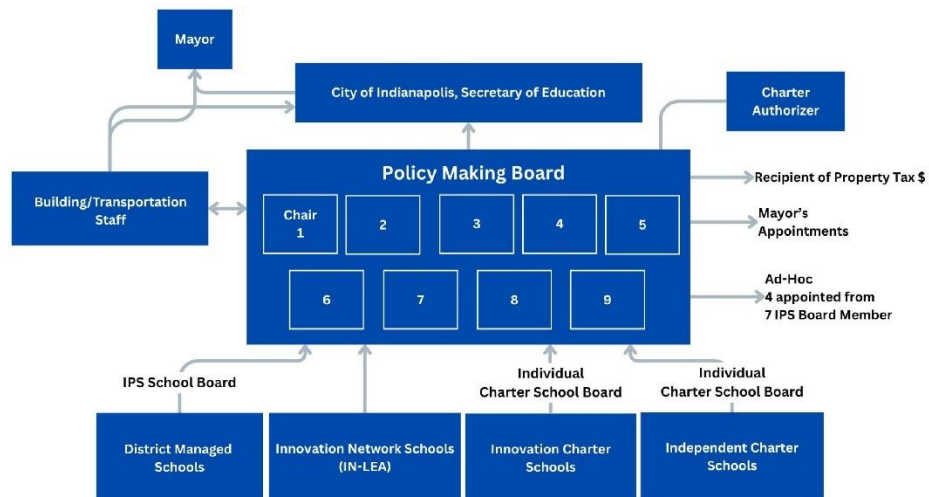
## Governance Governance Model Option 2



26

## Governance Governance Model Option 3

Indianapolis Education Authority



27

## **Wednesday, December 3, 2025, Public Meeting**

The seventh full meeting of the Indianapolis Local Education Alliance was an additional scheduled hearing held on Wednesday, December 3rd, 2025, at the City-County Building, Public Assembly Room from 4:00 P.M. – 5:11 P.M with 30 minutes committed to public comment. 45 people were signed up to testify. Of attendance was, Indianapolis Mayor Joe Hogsett, Dr. Aleesia Johnson, Tina Ahlgren, Maggie A. Lewis, Tobin McClamroch, Andrew Neal, Bart Peterson, Barato Britt and Angela Smith Jones.

This meeting was devoted to the Indianapolis Local Education Alliance narrowing the focus of consideration on two models in each category after an additional hour of public comment. The Indianapolis Education Alliance moved transportation 1 and 2 unanimously, facilities model 1 and 2 unanimously, and governance models 2 and 3 in a 7-2 vote (**Yays:** Indianapolis Mayor Joe Hogsett, Maggie A. Lewis, Tobin McClamroch, Andrew Neal, Bart Peterson, Barato Britt and Angela Smith Jones. **Nays:** Dr. Aleesia Johnson, Tina Ahlgren). At the end of the meeting, Indianapolis Mayor Joe Hogsett announced two additional listening sessions that would be devoted to hearing community feedback on the models moved forward.

### **Presentation – Wednesday, December 3rd, 2025**



# Indianapolis Local Education Alliance

December 3, 2025

1

## Agenda

- Welcome and Opening Remarks
- Public Comment
- ILEA Discussion and Next Steps
- Closing

2



## Welcome and Opening Remarks

3

### Public Comment Procedure

For everyone to have a fair chance to speak and be heard, please observe the following rules:

**First**, each speaker will be limited to **1** minute. When the timer sounds, please conclude your statement.

**Second**, please ensure comments are reasonably related to the work of the ILEA and address the alliance as a whole.

**Finally**, please avoid repeating what a prior speaker has said so that we may hear from as many people as possible.

4

## **Public Comment**

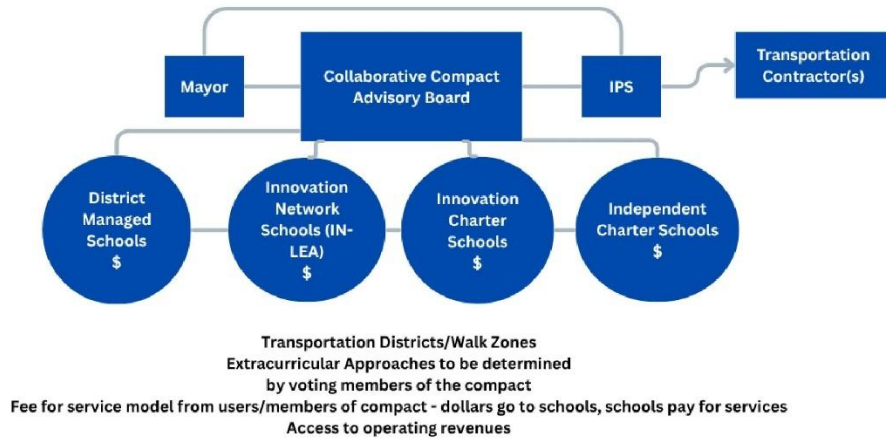
5

## **Transportation Models**

6

# Transportation Taskforce Transportation Model Option 1

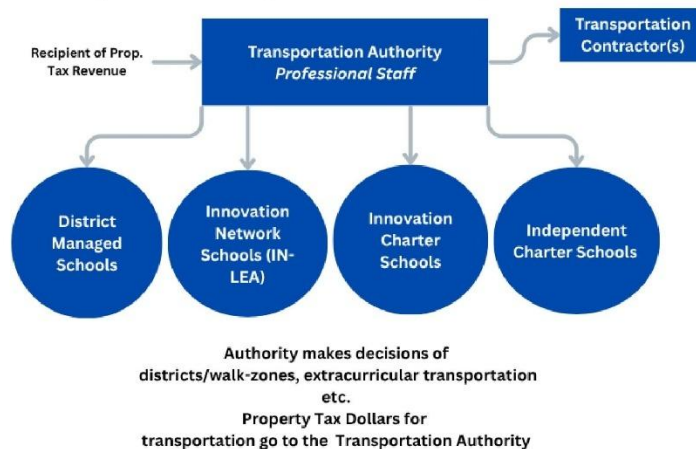
## The Collaborative Compact Option



7

# Transportation Taskforce Transportation Model Option 2

## Independent Transportation Authority Model



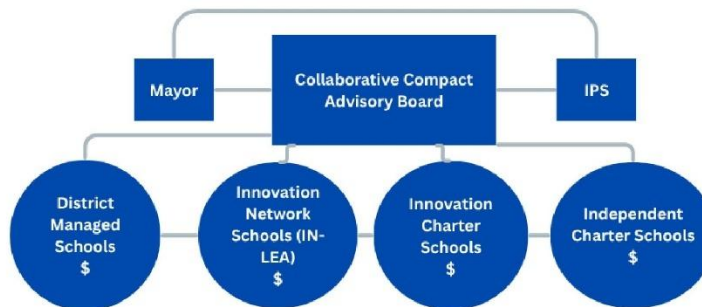
8

# Facilities Models

9

## Facilities Facilities Model Option 1

### The Collaborative Compact Option



#### Shared Metrics for Opening/Closing & Schools

- Accountability & Performance Standards - set as policy by Voting Members of the Compact
- Money goes to the school & a fee for services is paid
- Statutorily created so that compact decisions are binding

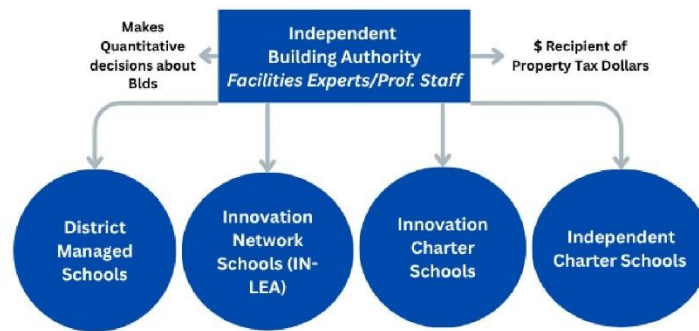
Questions remains about how charter schools would have access to debt absent a governance discussion."

10

## Facilities Facilities Model Option

### 2

#### Independent Buildings Authority Model



1\* Question remains about how to do that absent a governance discussion.

11

## Facilities Facilities Model Option

### 3

#### Service Provider Model



Under this model the property tax dollars go to the schools, they would pay for services

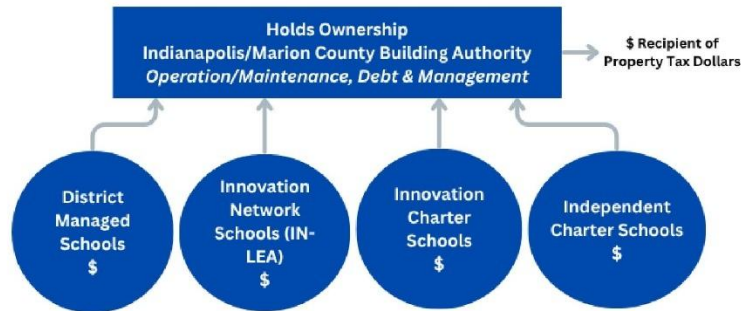
**Questions remain about:** Chartering Authority  
Accountability Standards - where policy decision making resides  
School Openings & Closings  
How to do that absent a governance discussion

12



## Facilities

### Facilities Model Option 4



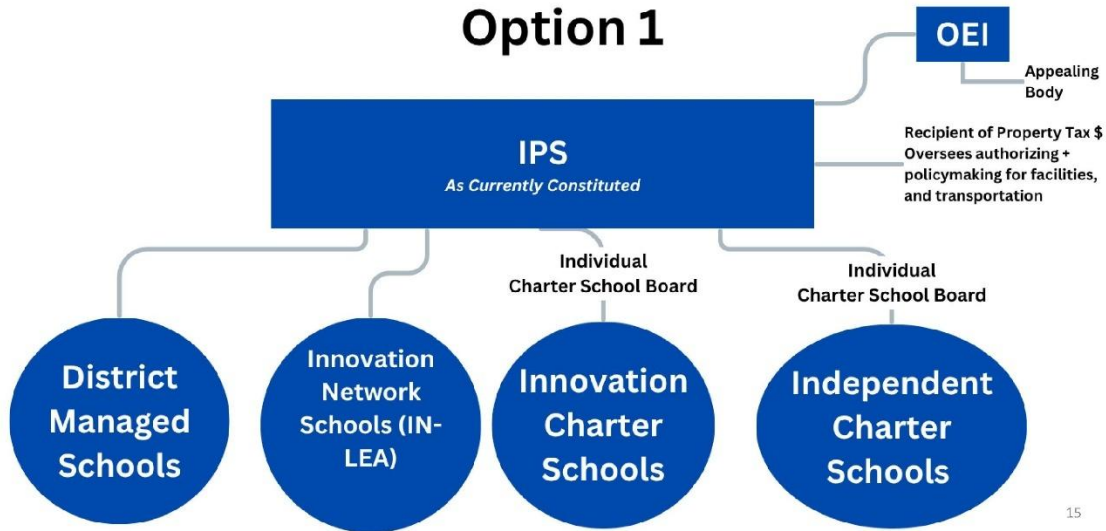
- While this would shift ownership or operations of facilities to an existing entity, it does not answer the policy questions and need for governance clarity.

13

## Governance

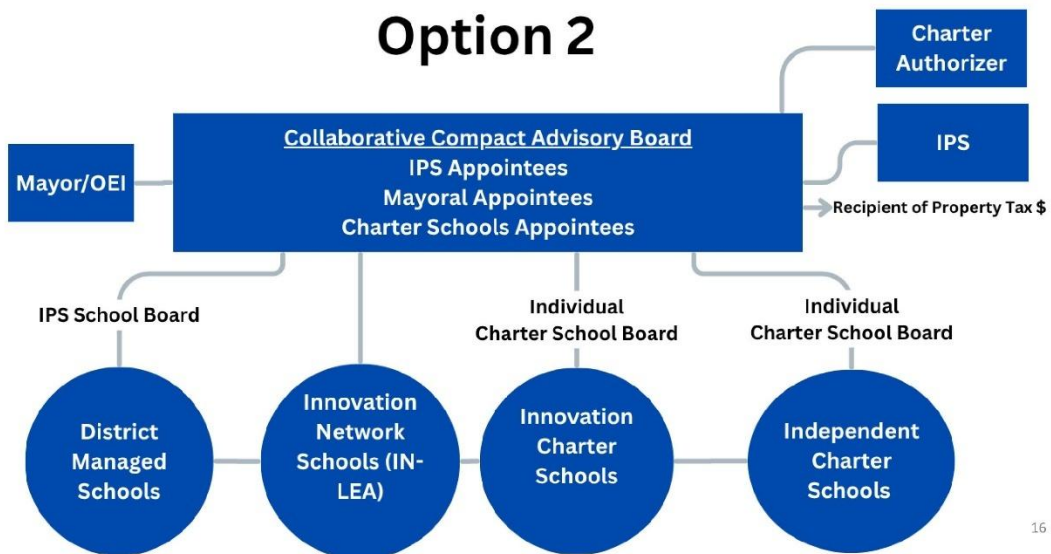
14

## Governance Governance Model Option 1



15

## Governance Governance Model Option 2

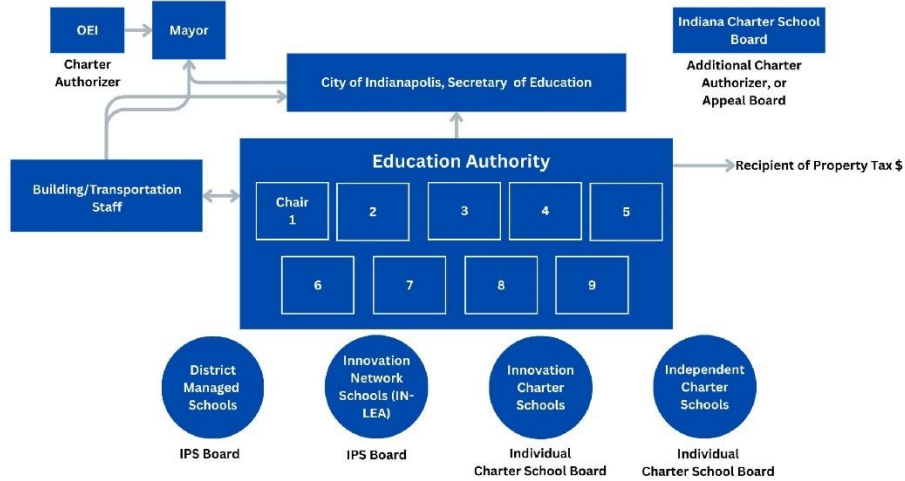


16

## Governance

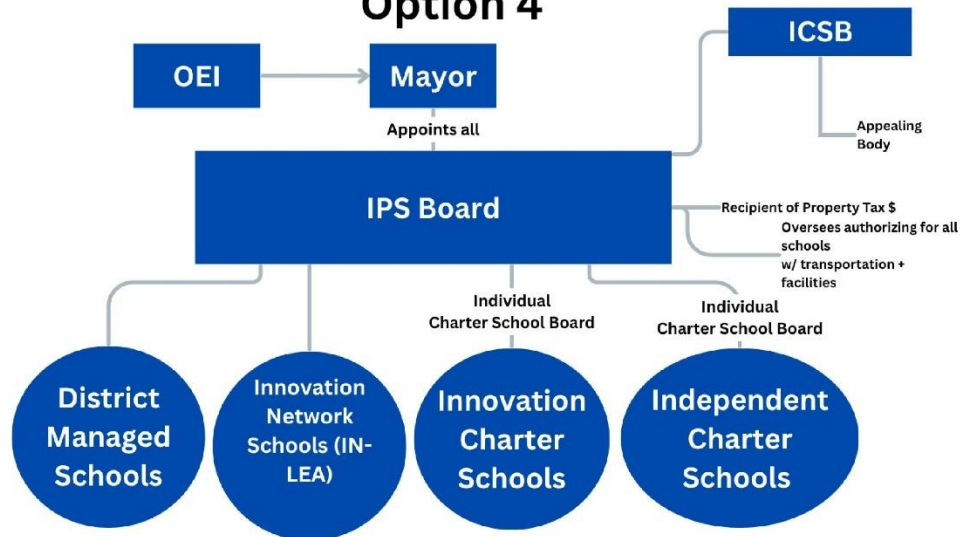
### Governance Model Option 3

Indianapolis Education Authority



17

## Governance Governance Model Option 4



18

## Tentative ILEA Roadmap

- **July/August:** Review current landscape, identify priority data around academics, transportation, facilities, etc.
- **September/October:** Issues deep dive to identify potential challenges and consider draft recommendations
- **November/December:** Continued analysis and refinement of recommendations
- **December:** ILEA adopts final recommendations. Plan submitted to state and local leaders by 12/31.

19

## Closing

### Next Meetings:

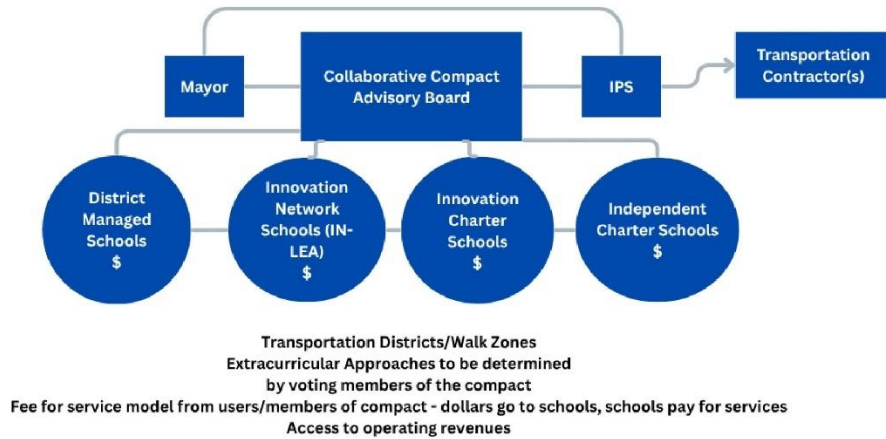
- **Indianapolis Local Education Alliance Listening Sessions:**
  - December 10th, 2025
    - Location: KIPP Legacy High School.
    - Time: 6:00 PM – 8:00 PM
  - December 15th, 2025
    - Location: Madam Walker Legacy Center
    - Time: 12:00 PM – 2:00 PM
- **Indianapolis Local Education Alliance Meeting**
  - 6 p.m., Wednesday, Dec. 17, 2025.
  - Details and upcoming meeting schedule available at <https://www.indy.gov/activity/indianapolis-local-education-alliance>
  - Contact [ILEA@Indy.gov](mailto:ILEA@Indy.gov) or [IPSEExternalAffairs@myips.org](mailto:IPSEExternalAffairs@myips.org) with questions or comments.

20

## Models for Consideration – Wednesday, December 3rd, 2025

# Transportation Taskforce Transportation Model Option 1

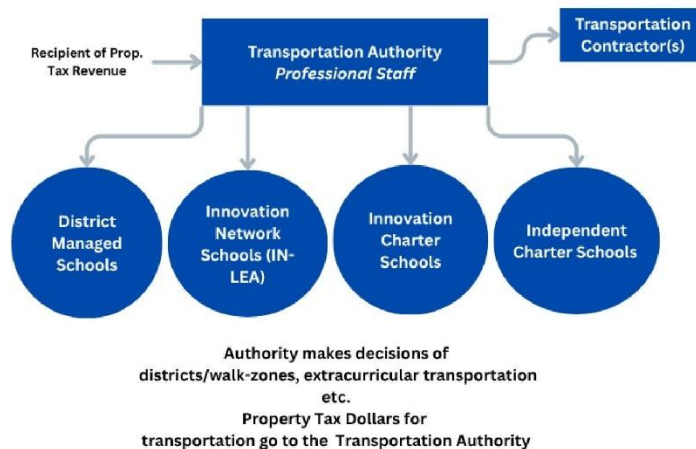
## The Collaborative Compact Option



7

# Transportation Taskforce Transportation Model Option 2

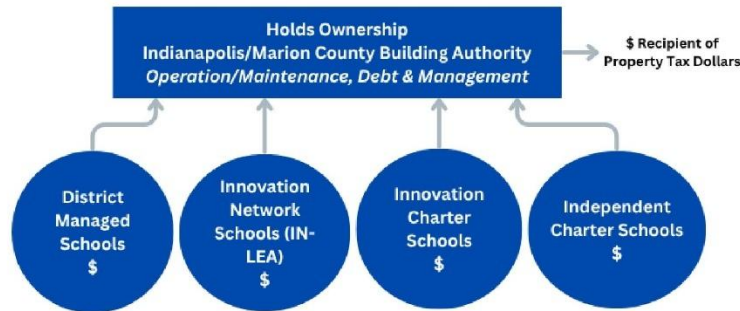
## Independent Transportation Authority Model



8



## Facilities Facilities Model Option 4

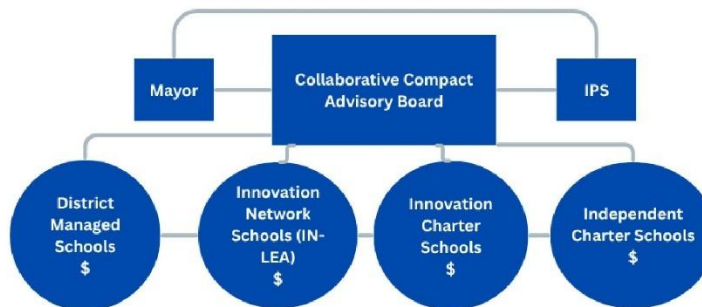


- While this would shift ownership or operations of facilities to an existing entity, it does not answer the policy questions and need for governance clarity.

13

## Facilities Facilities Model Option 1

### The Collaborative Compact Option



Shared Metrics  
for Opening/Closing & Schools

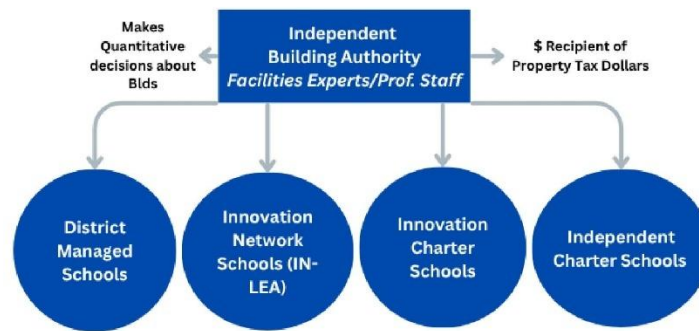
- Accountability & Performance Standards - set as policy by Voting Members of the Compact
  - Money goes to the school & a fee for services is paid
  - Statutorily created so that compact decisions are binding
- Questions remains about how charter schools would have access to debt absent a governance discussion."

10

## Facilities Facilities Model Option

2

### Independent Buildings Authority Model



1\* Question remains about how to do that absent a governance discussion.

11

## Facilities Facilities Model Option

3

### Service Provider Model

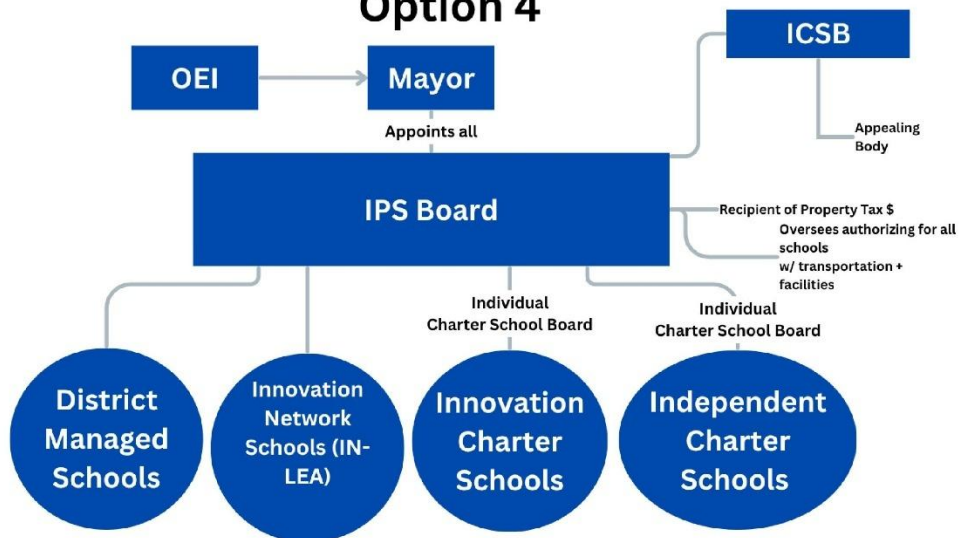


Under this model the property tax dollars go to the schools, they would pay for services

**Questions remain about:** Chartering Authority  
Accountability Standards - where policy decision making resides  
School Openings & Closings  
How to do that absent a governance discussion

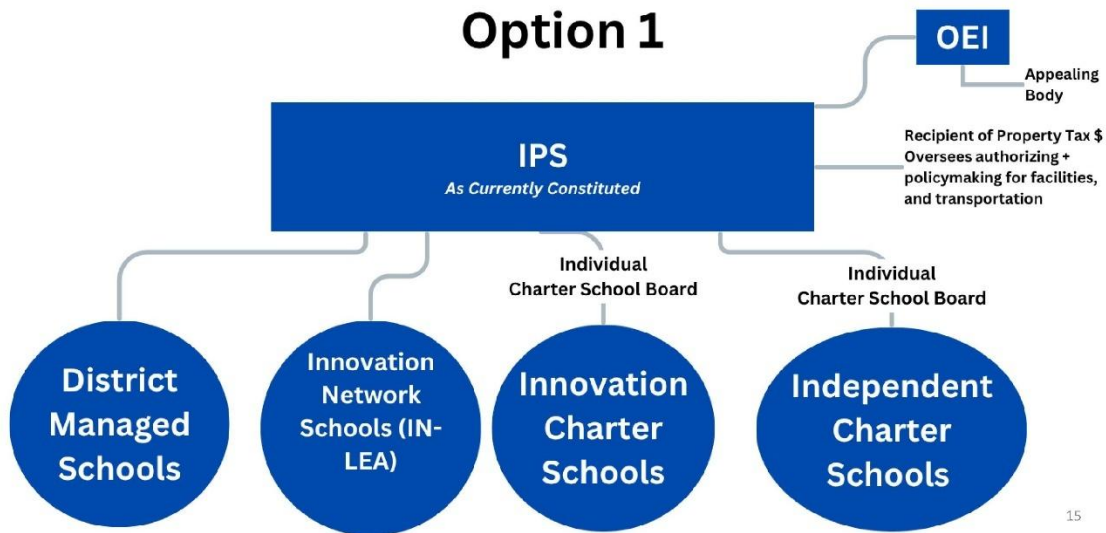
12

## Governance Governance Model Option 4



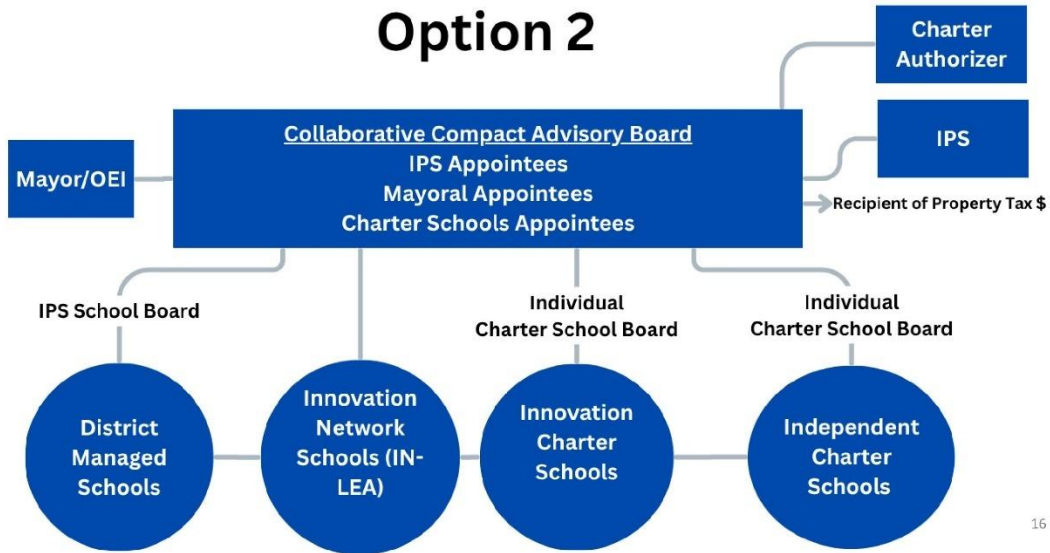
18

## Governance Governance Model Option 1



15

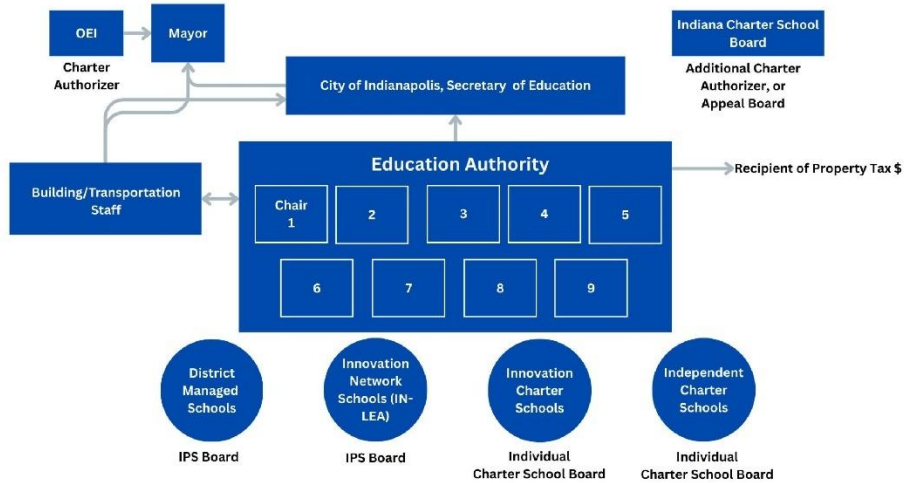
## Governance Governance Model Option 2



16

## Governance Governance Model Option 3

Indianapolis Education Authority



17

## **Wednesday, December 10, 2025, Public Listening Session 1**

A listening session of transportation model options 1 & 2, facilities model options 1 & 2, and Governance model option 2 & 3 from the Indianapolis Local Education Alliance was held on Wednesday, December 10th, 2025, at KIPP Legacy High School from 6:00 P.M. – 8:00 P.M.

Over 100 people partook in the breakout sessions and were of attendance. Of attendance from the Alliance was, Indianapolis Mayor Joe Hogsett, Dr. Aleesia Johnson, Tina Ahlgren, Maggie A. Lewis, Tobin McClamroch, Andrew Neal, Bart Peterson, Barato Britt and Angela Smith Jones.

In the public listening session, members of the public convened in the KIPP Indy Legacy Gym for instructions of the breakout sessions as well as a general conversation of the purpose behind the listening session. The public listening session transitioned to breakout sessions each all focused discussions. The Facilities breakout session consisted of Barato Britt and Angela Smith Jones with facilitation support from Bill Murphy, Chief Operations Officer, at Indianapolis Public Schools. The Transportation breakout session consisted of Tina Ahlgreen and Andrew Neal with facilitation support from Deitra Taylor, Director of Transportation, and Zach Mulholland, Executive Director of Operations from Indianapolis Public Schools. The Governance breakout session consisted of Bart Peterson, Maggie A. Lewis, and Toby McClamroch with facilitation support from Shaina Cavazos, Director of the Office of Education Innovation, Andrew Strobe, Deputy Superintendent, Indianapolis Public Schools, and Michael O'Connor, Project Manager, Bose Public Affairs Group.

Stakeholders were asked to assist to guide productive, authentic dialogue of any topics of specific interest. The Mayor and Superintendent were encouraged to move among groups and



share dialogue. At 7:30 P.M., the group reconvened with next steps, opportunities for final input, and final schedule facilitated by Shaina Cavazos and Michael O'Connor.

## **Presentation – Wednesday, December 10th, 2025**



# **Indianapolis Local Education Alliance**

**Listening Session**  
December 10, 2025

## Facilities Model Option 1

1

### The Collaborative Compact Option



Shared Metrics  
for Opening/Closing & Schools

- Accountability & Performance Standards - set as policy by Voting Members of the Compact
- Money goes to the school & a fee for services is paid
  - Statutorily created so that compact decisions are binding

Questions remains about how charter schools would have access to debt absent a governance discussion.

## Facilities Model Option 2

2

### Independent Buildings Authority Model



1\* Question remains about how to do that absent a governance discussion.

## Transportation Model Option 1

### The Collaborative Compact Option

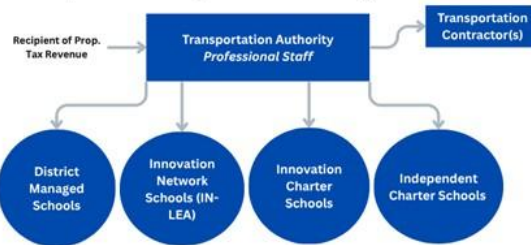


Transportation Districts/Walk Zones  
Extracurricular Approaches to be determined  
by voting members of the compact

Fee for service model from users/members of compact - dollars go to schools, schools pay for services  
Access to operating revenues

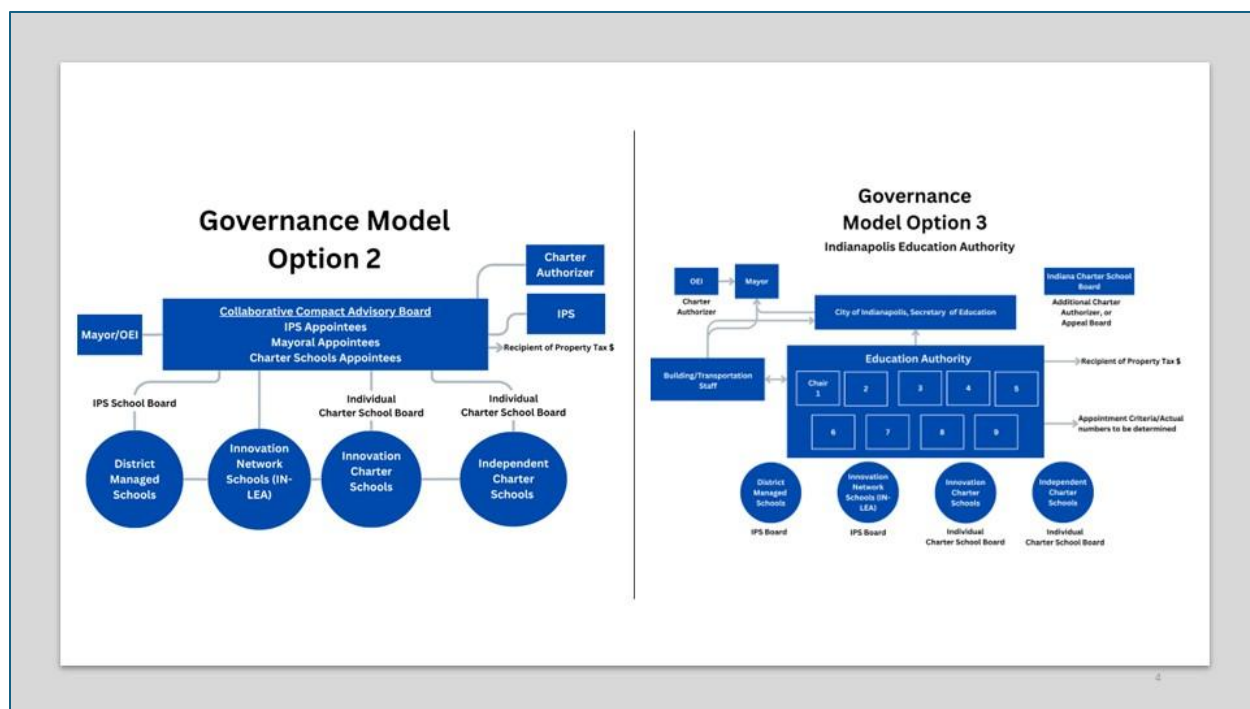
## Transportation Model Option 2

### Independent Transportation Authority Model



Authority makes decisions of  
districts/walk-zones, extracurricular transportation  
etc.

Property Tax Dollars for  
transportation go to the Transportation Authority



## Closing

### Next Meetings:

- **Indianapolis Local Education Alliance Listening Sessions:**
  - December 15th, 2025
    - Location: Madam Walker Legacy Center
    - Time: 12:00 PM – 2:00 PM
- **Indianapolis Local Education Alliance Meeting**
  - 6 p.m., Wednesday, Dec. 17, 2025.
- Details and upcoming meeting schedule available at <https://www.indy.gov/activity/indianapolis-local-education-alliance>
- Contact [ILEA@Indy.gov](mailto:ILEA@Indy.gov) or [IPSExternalAffairs@myips.org](mailto:IPSExternalAffairs@myips.org) with questions or comments.

## Notes from Meeting – Wednesday, December 10th, 2025

## **Indianapolis Local Education Alliance**

### **Listening Session 1 Notes**

#### **Transportation**

##### **Overview**

- 24 attendees for first half, an additional 3 came at mid-way point
- 2 of the attendees were children
- Attendees were self-arranged in discussion groups across 8 tables
- Conversation began at 6:30pm, facilitated by Andrew Neal and Tina Ahlgren

Tina & Andrew explained how the two transportation models were developed and noted that the models were high-level and lacked consensus among the 9 ILEA members. Therefore, participants were asked to provide “additional guidelines and guardrails around these models.”

The various topics and items that have been discussed in developing the models, include:

- Requirements around participation from schools
- The idea that there should be local representation for leadership and any appointments, with a combination of district and charter representation
- Minimize disruption for all students within IPS boundaries, particularly those experiencing homelessness or housing insecurity as well as those requiring transportation accommodations
- Maintain the assets of the current transportation system, with institutional knowledge and expertise carrying over
- Discussion groups were then directed to take 12 minutes and discuss at their tables the answer to the following prompt: “What should be true about our transportation system within IPS boundaries, regardless of the model chosen by the ILEA?” Each table presented their thoughts.

**Table #1** – Public tax dollars should go to a publicly elected school board to decide what is best for our kids; efficient services and efficiency with time; ensure students

are safe however they get to school; sidewalks and crosswalks; lighted streets; can IndyGo help with our transportation problem?; dignify transportation, arriving dry and warm.

**Table #2** – Safety and on time; transportation should be provided for students regardless of school type; students receiving our tax dollars need to provide transport; believe in the value of the current IPS expertise; all models need checks and balances in place.

**Table #3** – If a school takes the money, they have to provide the service; should be no disruptions for any students, especially marginalized students; equitable access to transportation and programs.

**Table #4** – Bilingual interpreters; always make sure there is an assistant for drivers, not just smaller ones but also bigger ones; be respectful to all kids and mindful of their differences and home situations.

**Table #5** – Better means of transportation for those who lack; transportation into charter schools opens up better education.

**Table #6** – Shorter walks; partner with City on sidewalks and intersections; funding out of school extracurricular activities; safety and on time; equitable.

**Table #7** – Realistic system that focuses on reliability and safety; access to students outside the zone of their school choice; more streamlined system for families to navigate; better communication; treat all students fairly; hold public schools accountable.

**Table #8** – Access to everyone; little to no disruption; clear communication; safety and compliance.



### **Transportation Model 1**

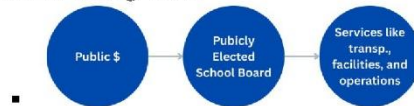
The facilitators then shared an overview of the two models and asked the discussion groups to review and comment on Model #1. Comments made regarding Model #1 were the following:

- **Individual #1** – We don't know what the service packages will look like; could they choose cheaper options and keep funds for other uses?
- **Individual #2** – The fundamental flaw is that the money is going to the schools; charters already "choose their students" by not offering transportation and could use the money as a "soft form of discrimination"
- **Individual #3** – Believe that if you take the money you have to offer transportation; a pro is that elected officials would be choosing the appointees, adding a layer of accountability
- **Individual #4** – A con is if the money flows to schools it keeps us where we are or potentially sets us further back; appointments could become about politics

### **Transportation Model 2**

- **Pros**
  - Could grow access
  - Could create equitable funding for schools vs it being up to school
  - \$ go to authority first, not schools -> more equitable
  - Requires participation
  - Can only access funds through services
  - Sole focus is of authority is transportation
  - Everyone would know that transportation is available
- **Cons**
  - Who appoints? Not clear yet.
  - No accountability to the public when the transportation authority spends public money
  - Vagueness of what the authority will be
  - Leaves open the possibility of domination by charter schools and/or the Mayor's office
  - Loss of IPS expertise and infrastructure therefore more expensive to implement

- No elected board and public oversight
- Added layer of bureaucracy added costs
- **Questions**
  - Who appoints?
  - How would we perverse existing expertise?
  - Need funding transparency, report it act. Make budget public.
  - What determines level of funding and service?
  - Where does the accountability to the public come in?
  - Why is IPS not the authority if we are “preserving” our professional staff?
  - Are we saying IPS isn’t staffed with professionals? Are we comfortable saying this because of the race and gender of IPS leaders?
  - Can a version of this be done in which IPS is the contractor?
  - Will staff/representation who appoints them on the Authority accurately reflect the percentage of students attending traditional schools + charter schools?
  - How will checks and balances be created and maintained?
  - What is wrong with:



## Facilities

Facilitated by Angela Smith Jones and Barato Britt

**Barato:**

- Last meeting looked at a couple of models
- Neither models are finalized
- All have elements of something effective in space
- Has to connect to governance structure
- Mr. Murphy from IPS and Joe Bowen from Englewood are here

**Q:** From a facilities standpoint, what are some of your concerns?

Q: We see the two options; can you provide more context as to what the options mean?

A: (Barato)

- The collaborative compact option maintains an ownership structure that is standard.
- Doesn't speak to IPS or charter ownership
- It speaks to agreed upon expectations all need to abide by
- Statutory authority may dictate other pieces
- We talked about what facilities can do to help stimulate uniform expectations on usage and occupancy.
- Option 2 gives more teeth to structure
- Both options offer a potential opportunity to equitable approach
- Option 1 offers more collaborative agreement
- Option 2 means all parties need to be devoted to authority

A: (Angela)

- Option 1 is more like Denver
- They pay back for services being utilized in the space
  - Probably calculated per student
- Option 2 is more of an independent off boarding like the Indianapolis Building Authority
- All governing and managing of facilities would be there instead of individual schools
- Independent authority gets all the money

Q: Some are confused about the difference in funding. Is the independent authority not responsible for funding per basis?

A: Depends on the structure. Neither of these are absolute.

Q: With model 2 if they are independent, how will we be able to hold them accountable?

- 1 seems like an advisory board
- I don't like the idea of an independent building authority

- Will they have any knowledge on how schools run?
- Model 2 scares me and it seems like we don't know who is running or who gets to choose them

A: (Barato)

- This is theoretical right now
- Everything continues to funnel back to the potential governance
- The interest in this building is also up for consideration
- We love the idea of an equitable school system, but independent advisory makes me nervous. Our children won't be valued

Barato:

- This option 1 preserves the level of ownership that everyone is comfortable with
- We want to get to the most equitable choice
- Objectively, we have a lot of control on what happens here, and we have responsibility to everyone else
- What has to be true for one has to be true for all of us. If something applies to one, it applies to everyone
- An independent authority can drive more equity.
- We have existing model of how facility resources can be distributed equitably
- IPS is affiliated with 75% of schools in the city
- About 1/3 is the innovation schools
- Is it safe? (Structurally, regardless of kind of school)
- Is it inhospitable?
- Is it historically disenfranchised space?
  - Ex: CFI 70 has historically received more and George Julien has less. If we prioritize Julien first, we can get equal footing
- All innovation schools can have access in theory
- We have menu of support options
- Can choose to supervise custodians themselves
- Challenge: An Innovation School boiler system will cost \$18mill to replace. They can buy a building for \$1 and be fine until the boiler fails. Now, we planned for their boiler to potentially break, and it's built into the capital plan. We treat all schools the same to make sure schools are properly maintained

- We provide some of the property management services and they have some of the custodial
- Their rent helps us pay mortgage on property
- I'm trying to still define the models

Q: For model 2, there's one landlord that owns all buildings... and all per pupil money comes together and distributes the rest of funding?

A: It does centralize those resources, there is a difference between ownership and stewardship.

Q: What if there is an organization that wants to gift a building will that impact whoever is managing the operations of the building? Will it affect the budget? Even if the donation is just a playground?

A: I don't know how to best answer that right now. Under Model 2, it would likely relinquish some authority on some of these aspects. I would speculate if they were under Model 2 and it's still used for public space, they'd have to conform.

Q: Is this model for all public schools in the state?

A: No.

Q: When we talk about facilities, were still saying the facilities for minority students have to be specially organized. We're still saying our people don't deserve a Fishers High School. I disagree. So, the legislature gets to decide how we build facilities and transport our students? How are we really going to educate? I'm concerned and don't know why this sounds like 1927 to me.

A: There are very real historical impacts of this. I would suggest that you have a fair point, our mandate doesn't necessarily keep all students in mind. There are a lot of districts not being considered. IPS is and has been treated unfairly. Facilitating a conversation about what to do doesn't make it a fair process. We're trying to create something that can build upon the strong foundation of the district. If we don't come with recommendations, we are leaving it to the state. What we think was legislated unfairly affords opportunity to correct wrongs.



Q: Is the downside of collaborative compact that it won't be able to repeal the dollar law?

A: This handout is just my own personal opinion on the benefits of the models.

Q: Who would be on the board?

A: It's up to the governance piece that isn't finalized right now.

Q: I heard Dr. Murphy mention bonds, you mentioned equity, there are some other charter schools that own their buildings. The authority feels like ownership. In IPS we can ask for bonds, but a traditional charter school may not be able to. How clear can that get if we're talking about an authority?

A: We're still dealing with a high-level structure. You are correct there are currently debts. For Model 2 to work there would need to be attorneys and financial experts working to unwind the securities and reestablish the authority. Details into how that would be done would be with finance authorities and attorneys. It would take quite a lot of hours for those specialists to unwind that.

Q: Follow up, when it comes to equity, would someone with equity need to vote to support or remain owners? I think about Crystal House ownership; there's a lot of money there and there's a board governing. What would that look like? Wouldn't the equity peace require some relinquishment?

- I agree there is so much time and money that would need to go into that.
- It would say the Crystal House can continue to operate, but you won't get the higher funding per pupil.
- There could be the creation of financial incentives to convince them to sell to the building authority.
- Taking all facilities into one pot then, you'll get a higher reimbursement rate per pupil.

Q: Could you have authority to host this tonight, or would you have to go through the building authority?



Q: We don't know what this means in terms of Innovation School. How do we stop someone from opting out?

A: There is a prospect for equitable arrangement here in Option 2. Relating to the piece of how schools' function, we see there are too many buildings and not enough students. We need to think about the future. There has to be things put in place to make sure neighborhoods can protect themselves. I don't know if I'm super confident on either of these.

Q: Were these questions brought up when they put the legislation together?

A: I don't know.

Q: How is all of this improving student outcomes?

A: I think that all students should be able to afford access to facilities. I wasn't too mad about IPS 69 because it was a poor configuration. It was not conducive to student consideration. We need to make sure these children have good safe buildings with ethical standards across the board. That's one less challenge for educators to address.

Q: Will Model 1 work from where we are unlike the unwinding needed in Model 2? Do they need to restructure like model 2?

A: What option 1 entails needs just as much legal wrangling.

- Option 1 is more of an agreement
  - All leaders would agree to opt into collaborative contract
- Whoever owns the building would still own it, but operators still get it back.
- Option 2 restructures the authority legally
- There still needs to have terms outlined

Q: Can option 1 be viewed as deciding as a collective property management agreement? Would we all be deciding what property management would look like together, instead of becoming tenants to a new landlord?

A: We can create something with that more collaborative approach. But, that language can go into Option 1 or 2 because we are still deciding the governance model.

Q: ILEA needs recommendations by the end of the month, how is that possibly enough time to give one? We all don't trust the legislature to not try and dismantle that.

A: They won't. There's too much complexity and detail. We are coming up with frameworks from a high level. When I was approached with the prospect of this, I knew 6 months wasn't enough. However, I am pleased with our progress. When we get beyond the noise, I find there are common elements that each sector agrees with. If we build on those and speak to high level core values, I will take my chances with that.

Q: We talked about the dollar law and trying to get rid of it. Neither of these options speak to me really. The dollar law is to prevent vacant buildings. Can we consider the collaborative compact taking underutilized schools and deciding what happens with buildings that they own? Can't there be a mix of the two options to serve all students? Some of these things look good on paper and the details are critically important. I don't want the details to not be fleshed out and left up to the legislature.

Q: They can have a collaborative accountable system to be in agreement

A: The compact wasn't just considering closures. We hadn't thought about parsing out that specific scope.

Q: At this point there's so many different ways for a charter to become charter, should the idea be to minimize and not keep adding on?

A: Do I believe we need to rethink charter authorization and oversaturation? Yes. Charter schools are a solution not the solution. I think some type of smarter approach is necessary. Just like we don't want the state to make these decisions, we feel the same about the authorizers. Another reason we get scared of a mayor running everything. People forget that back in 2001 public districts could authorize

themselves. IPS should be the authorizer as well. This could be a good way to think more holistically.

Q: The question was raised in the governance breakout: Why is option 1 no longer an option? Mike kept saying it's to create efficiency and synergy. This is just more of the same. How do we get back to a more synergized focus? In the governance component?

A: This is a good point. Your questions are great and probative. We hear that this isn't clear. As we're working through this in the next week, we'll keep this in mind. I don't have an answer, but appreciate the question

Q: What about independent charters in churches?

A: We can relate this to Englewood.

- The charter schools in churches don't usually own their buildings.
- They could continue in their spot
- To reside in IPS schools, they need to be an innovation school.
- If the rule was lifted, you could move out of the church and into a portion of the building.
- When Englewood was built, the idea was they didn't need a football field. Now they want one but can't on that piece of land. We could rent these out for schools to function in the space.

### **Student Feedback**

- Want them to choose something for the people
- Public should have input
- When we take away the people's word it will be looked at as a dictatorship
- Gun violence is the most prominent issue in our schools
- Safety is built through systems of trust in schools
- An appointed school board that the charter schools want won't be good for the students and teachers of our schools
- Need to make sure we keep our school board public
- My school needs better transportation
  - Some have to take the IndyGo

- Staying after school late means I take IndyGo late at night
- With more funding student mental health can improve safety
- Advocate for more gun control
- Safe community creates safe schools
- Transportation can contribute to safety issues
- Every school needs security and safety precautions, not scare tactics
- Staff members should be trained on safety
- Transportations for all students is important
- Put forth effort to keep students safe
- Getting home shouldn't feel risky
- Students who participate in extracurricular activities don't have reasonable transportation
- Shouldn't have to choose between being safe and being involved at school
- Students are late to class because they don't have transportation
- We don't see changes in the actual classroom
- Need leadership that puts students first
- We need to invest into replicating our model to get access to high quality education
- Students are prevented from being involved because of a lack of transportation
- Options we have been given are unpopular
- Appointed school board is not favored
- Option 1 seems to be the most democratic
- Common theme of safety, want to feel safe
- Safety and transportation go hand in hand

## **Governance**

### **Introduction**

*Michael O'Connor*

We are here because of legislation filed last year, HB 1163, to dissolve IPS and create an all charter district. HEA 1515 was alternative legislation that passed and created ILEA, tasked with returning recommendations to the Indiana General Assembly by Dec 31. ILEA has held several public meetings and listening sessions over the past six months. There was an hour of public comment at almost every meeting, heard from leaders at multiple school systems to discuss how traditional and charter schools operate alongside one another

Have to consider the significant negative financial impact from SEA 1 and operating referendum that rolls off end of calendar year 2026. Need to think about long-term financial sustainability for schools in the district, both public and charter schools.

In each of these models, we're not impacting how boards run their schools, whether independent chart school boards or IPS school board. Governance is focused on operation of a system of schools regardless of type, with uniform accountability. Each model includes independent decisions making in terms of curriculum, teachers, etc.

ILEA started with two options and have narrowed it down to two. Both option address changes sought by the legislature, while honoring local decision making. These are not final decisions, but recommendations to the legislature on how to structure a financially sustainable future within the Indianapolis public school district and charter schools that operate within it.

Explanation of remaining models under consideration and seeking feedback, option 2 and option 3.

#### Governance option 2

- Collaboration Compact Advisory Board (CCAB)
- Based on Denver Public Schools
- Regional assessment, but individual oversight
- CCAB doesn't have binding authority or ability to collect property taxes
- Schools would have the choice to participate in the CCAB

#### Governance option 3

- Indianapolis Education Authority
- Does not change elected school board, or independent charter school boards
- Entity created by legislature, have ability to collect property taxes tied specifically to transportation and facilities
- Entity would be responsible for determining if schools meet operating standards



## **Public Comment**

### *IPS Parent*

Goal is to make the system more sustainable, effective, and efficient – both of these models do not reflect that from the parent perspective. Under both models, parents have to attend multiple board meetings every month - IPS school board meeting, CCAB board meetings, independent boards for transportation and facilities. How does this save us any money? There is no streamlining, just creating more bureaucracy and hoops for parents to jump through to be heard.

To be informed parents, we must know what's going on with transportation and facilities, not just education and curriculum.

Response (O'Connor): Models are trying to bring more people and dollars into the system. Decision making about day-to-day operations of system, teachers, curriculum, etc. is made by each designated school board. These are designed to bring more and better transportation to students

### *IPS Parent*

Most parents can't attend board meetings. We are looking for the IPS school board to talk with the CCAB and coordinate information so parents could go to one place to get the information, rather than multiple board meetings.

### *IPS Parent*

Why have we decided to move to these models in the first place?

Response (O'Connor): There was a bill filed last year to dissolve IPS and make it an all charter system. The legislature asked ILEA to come up with a system that works for all schools across the district, so they are held to the

same academic performance standards. That would require changes to the current governance structure and needs community input..

*IPS Parent*

Tax dollars go into private schools, why aren't part of the discussion?

Response (O'Connor): Private schools and vouchers are outside of the scope and authority of ILEA and the legislation.

*IPS Parent*

There is public funding that is not going to public schools.

*IPS Parent*

IPS parents do not want invisible operators in the school system. They want accountability and transparency. We have a city that is going through a revitalization process. Many neighborhoods are seeing growth and young families choosing to stay in those areas and go to schools in the IPS district. Parents are giving time and money to support the schools.

Talking about a model that works in Denver for their demographics is a waste of time. Families may stay in the district for elementary, but they won't stay for middle school and high school because there is no guarantee of quality education. Parents are asking for a publicly elected board and transparency. The models being proposed operate in the shadows and those serving are not elected by individuals in their district.

*IPS Parent & Education Advocate*

Confused by the models. Option one looks like the current model. These don't address the challenges we're facing.

*IPS Administrator*

Who is going to hold the advisory boards accountable if they aren't elected by taxpayers? We have a model that shows partnership between traditional public schools having their board and innovation schools that have their own boards operating separately. Why wouldn't we just expand that, mostly reflected in option 1? Shows oversight of facilities and transportation but keeps autonomy of IPS schools. Who is going to hold these group accountable?

*IPS Teacher*

Had a horrible experience working at a charter school. There was no school board to take concerns to. It was operated by a Florida based for-profit that did not have the best interests of students, parents, and teachers. Individuals appointed to board should live in IPS boundaries.

Why are we perpetuating a system where elected choice is diluted?

Response (Shaina and Bart Peterson): That school was under state takeover, so it was a different structure. Charter schools not under state takeover have a board that meets regularly. IPS reached out to not-for-profit charter asking them to take over running that school. It was a uniquely bad situation.

*IPS Parent*

Important to consider that schools transition to primary/single authorizer model to increase accountability. Allow an appeal process. It doesn't make sense where schools are placed geographically and having multiple authorizers. Would like to hear from ILEA why they didn't move forward with option one?

*IPS Parent*

Overwhelming the public comment has been to preserve the IPS board. Research shows voters favor elected schools boards as the preferred model of governance. Major cities moving away from Mayoral control. It's not based in research, and there isn't evidence that mayoral control is viable reform option. Rise Indy paid for a study in which a survey in IPS, the responses asked for a unified structure. How

does this make sense for a city with 11 school districts? In this model, the Superintendent is only responsible for 44 of 110 schools. Charter school parents also deserve to hold public school board members accountable. The problem with companies overseeing charter schools don't have accountability to students and parents through their privately elected board.

Response (Bart Peterson): Charter schools were created as an option/alternative to offer a choice to parents who wanted their child to receive education in a different environment. IPS is a school district that offers a lot of options and choice. Charter schools are accountable to the authorizer and have state regulations they have to follow. If they receive state money, they must be accountable for every dollar. We need charter and public schools to work together and share the challenges of urban education and a declining fiscal environment. I didn't favor model one because IPS has never granted a charter, despite being an authorizer since 2001. IPS School Board should continue to oversee IPS schools and charters operating within their authorizer, but we must come together over shared resource challenges.

Response (Maggie Lewis): These two models provide an opportunity to continue the conversation and force us all to work together to make movement between the two and create something meaningful.

#### *Parent and IPS Teacher*

Our school system is failing students because we keep coming up with new structures that don't care about learning in the classroom. I'm confident these will fail. Parents, students, and teachers care about good education. If our system is not focused on creating one type of school, one type of structure, and one speed of education it will fail. When students fail in one system, they move to the other. We keep blaming one structure over another. We need a unified system.

#### *IPS Parent*

This board of individuals isn't focused on the goal of education children. We can't compete in the global market, because students are failing. We're not equipping our children to get good jobs. We should have a school system that includes everyone

and a governing body who is selected by the people. Taxes should be equally divided. Expectation of children is low because our educational system is in disarray. We're competing on who is in charge, rather focusing on the end results of educating children.

*IPS Parent*

I don't see accountability or quality. Parents should have a choice, but regardless of the choice there should be quality. Why are schools that are failing our children still open? We need to make sure our children are prepared to go out into the workforce. They should be prepared for a career, not a job. The right people need to be on the board to hold people accountable. We need to be thinking about the families and listen to the community. You're making decisions for communities that you don't live in. It's a shame this discussion is coming from the Statehouse. It should be coming from the community.

*Independent Public Charter School Director*

Support creating a shared transportation and facility system. Protect school choice. Allow multiple authorities and no moratorium on charter schools. Create a system of accountability. Not advocating for a lot of charter schools opening, but there are parts of the community that are interested in having a charter school. A shared transportation system leveraging economies of scale would help families with transportation. A lot of those are accomplished with these two models.

*Community Member*

The city already has a lot of boards with appointees who already do not represent our residents well. Appointed boards have historically not worked well for our city. They protect the interests of the people who appoint them, rather than the citizens.

*IPS Parent*

I do not understand how charter schools are funded. Option three seems to create more involvement of other people. Prior ILEA meetings discussed how the current system is fragmented and chaotic. Model three does not seem to be clarifying anything. It looks more confusing. Does Denver have similar structure as



Indianapolis - multiple districts in their city, a Uni-gov model with city/county, townships not wanting to participate in their city public school? We all just want kids to get a good education. Don't disagree that we need choice and charters. Public schools can innovate. We are talking about independent charters schools that are receiving public money. The level of funding that has been poured into school board elections have made it harder to get appropriate representation from your community. Most community members cannot afford to run for school board. This process has fractured our community and pitted parents against each other for the choices they make.

*IPS Parent*

Consistently at ILEA meetings everyone is asking for accountability and transparency. Accountability looks like an elected board. If not the IPS school board, it can be another board but still elected by the residents to represent them and be accountable to the voters.

*IPS Parent*

If we need a unified transportation system, then we need a unified accountability system. Elected school board could do both and resolve a lot of the issues.

*Parent and Education Advocate*

This model does not increase coordination and collaboration between IPS and charter schools to replicate models that close the opportunity gap and ensure kids get a quality education. The politics of IPS are failing children. The models are a little confusing. We should be making systems simpler for families to navigate and know who to go to.

*Closing, Toby McClamroch*

ILEA has not defined the problem very well or defined the solution very well. The problem is sustainability. Historically, IPS had over 100,000 students, that has

been declining over the years. IPS operated schools has decreased 24% since 2017. Last year the number of students was 18,000, this year dropped to 17,000. We have a utilization/capacity issue in IPS operated schools, 58%. At the first ILEA meeting, we were told financial deficit was \$18M and this year it's projected to be \$44M deficit. And in 2027 \$75M dollar deficit. This problem doesn't relate to the classroom so much as it related to the demographics of the district. Enrollment is declining. What we're proposing is that IPS continue to exist and the IPS school board remain elected. This proposal takes facilities and transportation to create a unified system to bring resources of charter schools, innovation, and IPS to provide transportation and buildings at a lower cost. This is all about collaboration. Bringing together the resources so that IPS can continue to exist. Legislature is seeing declining enrollment in IPS, budget deficit, and they provide tuition support.

## **YOUTH VOICE**

### **Student #1**

The community should have input and a say on what happens in our school system. We should always lead with the word of the people and the choice of the people. We should be choosing what is right for our students.

### **Student #2**

Gun violence and safety is the most prominent issue. Safety is built through system of trust in the school. Community input is important, and we should have an elected school board.

### **Student #3**

I must take IndyGo because my school doesn't have adequate transportation. I must stay after school for activities, and leaving late at night to ride public transportation isn't safe. More funding is needed to improve student mental health at schools.

**Student #4**

Students deserve to feel safe from all threats, but we must speak up about gun violence. Schools shouldn't be losing money to protect kids. A safe community creates safe schools.

**Student #5**

Transportation is important for safety. When students stay after for activities, it can create unsafe situations for students who must walk in the dark. Every school should have a certain amount of security and safety measures to protect all students. It has a significant impact on student mental health, especially in a small school.

**Student #6**

Transportation impacts safety. Especially in the winter when it gets dark early. It's harder for students who want to participate in after school activities. Students should have to choose between being safe and being involved at school.

**Student #7**

Students live with the consequences that politicians and adults in power make. Every day students struggle to get to school on time due to transportation issues. We need real resources, transportation that works. Safe classrooms and schools that care about students. The students deserve to have a real voice. Until adults start listening to students nothing will ever change. We need to put the students first.

**Student #8**

Equitable access to funding and transportation is a barrier for quality schools expanding. Students miss out on opportunities and activities because of lack of transportation. All schools regardless of who they have the ability to impact a child and all schools should provide transportation.

**Student #9**

The options we have been given are unpopular and do not address the issues. An appointed school board is not the answer. The only option that seems reasonable is option 1. Decision are being made without the voice of the students. Housing instability and transportation are real issues that many students struggle with. Safety is all that kids care about. They want to feel safe coming to school, knowing that adults care about them. Safety and transportation go hand in hand.

## **Wednesday, December 15, 2025, Public Listening Session 2**

A listening session of transportation model options 1 & 2, facilities model options 1 & 2, and Governance model option 2 & 3 from the Indianapolis Local Education Alliance was held on Wednesday. Over 24 people were of attendance. Of attendance from the Alliance was, Indianapolis Mayor Joe Hogsett, Dr. Aleesia Johnson, Tina Ahlgren, Maggie A. Lewis, Tobin McClamroch, Andrew Neal, Bart Peterson, Barato Britt and Angela Smith Jones.

In the public listening session, members of the public convened in the Madame Walker Legacy Center Ballroom for instructions of the breakout sessions as well as a general conversation of the purpose behind the listening session. The public listening session transitioned to breakout sessions each all focused discussions. The Facilities breakout session consisted of Barato Britt helping facilitate the discussion and Toby McClamroch. The Transportation breakout session consisted of Tina Ahlgreen helping facilitate the discussion and Angela Smith Jones. The Governance breakout session consisted of Bart Peterson, Maggie A. Lewis, and Andrew Neal with facilitation support from Michael O'Connor, Project Manager, Bose Public Affairs Group.

Stakeholders were asked to assist to guide productive, authentic dialogue of any topics of specific interest. The Mayor and Superintendent were encouraged to move among groups and share dialogue. At 1:15 P.M., the group reconvened with next steps, opportunities for final input, and final schedule facilitated by Shaina Cavazos and Michael O'Connor. The meeting adjourned at 1:30 P.M., with one-off conversations occurring with Indianapolis Local Education Alliance members and the public afterwards.

**Presentation – Wednesday, December 15th, 2025**





# Indianapolis Local Education Alliance

Listening Session  
December 15, 2025

1

## Facilities Model Option 1

1

### The Collaborative Compact Option



- Shared Metrics for Opening/Closing & Schools
  - Accountability & Performance Standards - set as policy by Voting Members of the Compact
  - Money goes to the school & a fee for services is paid
    - Statority created so that compact decisions are binding
- Questions remains about how charter schools would have access to debt absent a governance discussion.

## Facilities Model Option 2

2

### Independent Buildings Authority Model

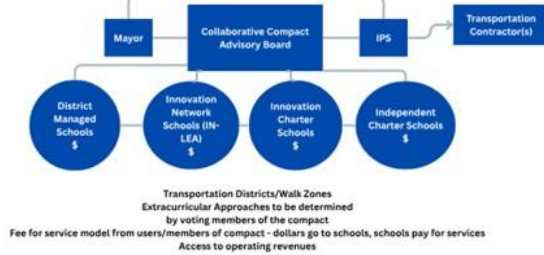


1\* Question remains about how to do that absent a governance discussion.

2

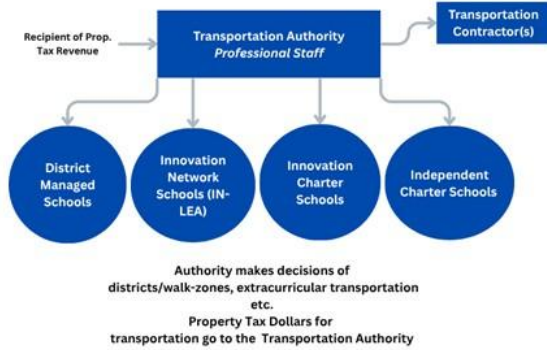
## Transportation Model Option 1

The Collaborative Compact Option



## Transportation Model Option 2

Independent Transportation Authority Model

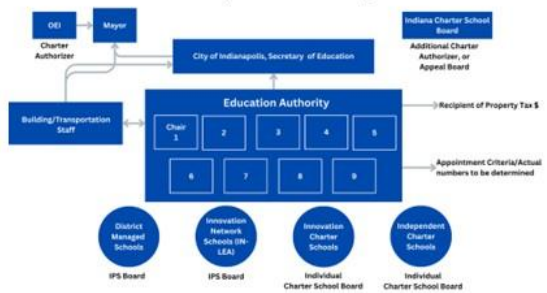


## Governance Model Option 2



## Governance Model Option 3

Indianapolis Education Authority



## Closing

Next Meeting:

- **Indianapolis Local Education Alliance Meeting**
  - 6 p.m., Wednesday, Dec. 17, 2025.
- Details and upcoming meeting schedule available at <https://www.indy.gov/activity/indianapolis-local-education-alliance>
- Contact [ILEA@Indy.gov](mailto:ILEA@Indy.gov) or [IPSExternalAffairs@myips.org](mailto:IPSExternalAffairs@myips.org) with questions or comments.

5

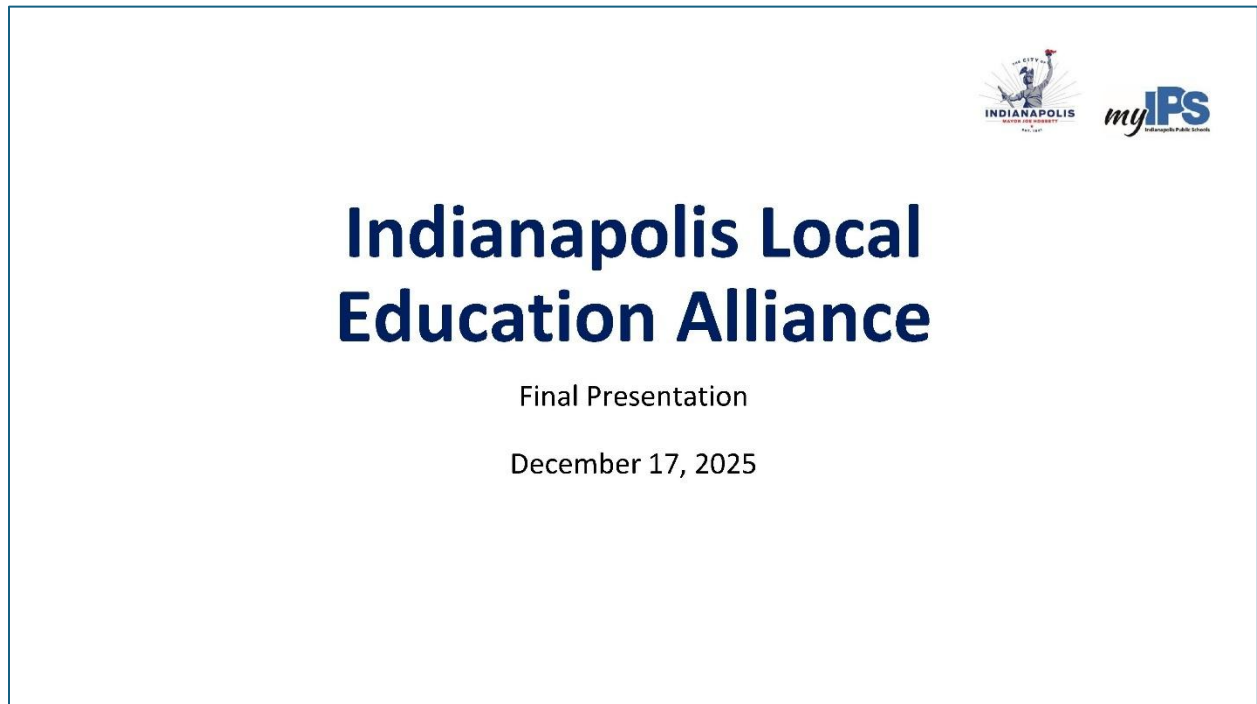
## Wednesday, December 17, 2025, Full Member Meeting

The eighth and final full meeting of the Indianapolis Local Education Alliance was held on Wednesday, December 17th, 2025, at the City-County Building, Public Assembly Room from 6:00 P.M. – 7:50 P.M with one hour committed to public comment. 63 people were signed up to testify. Of attendance was, Indianapolis Mayor Joe Hogsett, Dr. Aleesia Johnson, Tina Ahlgren, Maggie A. Lewis, Tobin McClamroch, Andrew Neal, Bart Peterson, Barato Britt and Angela Smith Jones.

The Indianapolis Local Education Alliance met to consider final recommendations to the Legislative Council. The Indianapolis Education Alliance first heard public comment for an hour. Indianapolis Mayor Joe Hogsett, motioned for the review of the final recommendations, which was seconded by Barato Britt. The Alliance members then moved to a slide deck summarizing both an overview of the Alliance’s work from July to December as well as final

recommendations/considerations presented by Michael O'Connor. After the presentation, Alliance members shared remarks about the model. Indianapolis Mayor Joe Hogsett motioned for the vote of the final recommendations, seconded by Barato Britt. In a 8-1 vote, the proposed final recommendations were passed. (**Yays:** Indianapolis Mayor Joe Hogsett, Dr. Aleesia Johnson, Maggie A. Lewis, Tobin McClamroch, Andrew Neal, Bart Peterson, Barato Britt and Angela Smith Jones. **Nays:** Tina Ahlgren). Indianapolis Mayor Joe Hogsett adjourned the meeting following the vote.

## **Presentation – Wednesday, December 17<sup>th</sup>, 2025**



## **Agenda**

- Welcome and Opening Remarks
- Public Comment
- ILEA Final Recommendation Vote
- Closing

## **Welcome and Opening Remarks**



## Public Comment Procedure

For everyone to have a fair chance to speak and be heard, please observe the following rules:

**First**, each speaker will be limited to **1** minute. When the timer sounds, please conclude your statement.

**Second**, please ensure comments are reasonably related to the work of the ILEA and address the alliance as a whole.

**Finally**, please avoid repeating what a prior speaker has said so that we may hear from as many people as possible.

## Public Comment

## **Charge to the Indianapolis Local Education Alliance by the Indiana General Assembly**

### **Facilities and Transportation**

- “Develop a facilities and transportation implementation plan...”
  - Best practices in facilities management and operation
  - “A system to track qualitative and quantitative data to gauge the success of the plan”
  - “Ensures the provision of uninterrupted transportation services for homeless students or students in foster care as provided by the McKinney-Vento Homeless Education Assistance Improvements Act (42 U.S.C. 11431 et seq.)
- Sec. 4: “The alliance may...include the following recommendations in the implementation plan...special education policies”

## **Charge to the Indianapolis Local Education Alliance by the Indiana General Assembly**

### **Governance**

- Sec.4: “The alliance may...include the following recommendations in the implementation plan:
  - “the governance structure for a collaborative school system”
  - “uniform school performance frameworks for all schools within the collaborative school system”
  - “an approach in which schools located within the geographic boundaries of the school city will participate or opt into participation in the implementation plan and at what service level the schools may participate or opt in”

## **Charge to the Indianapolis Local Education Alliance by the Indiana General Assembly**

### **Statutory Submission Requirements**

“Not later than December 31, 2025, the alliance shall submit the school facilities and transportation plan to the following:

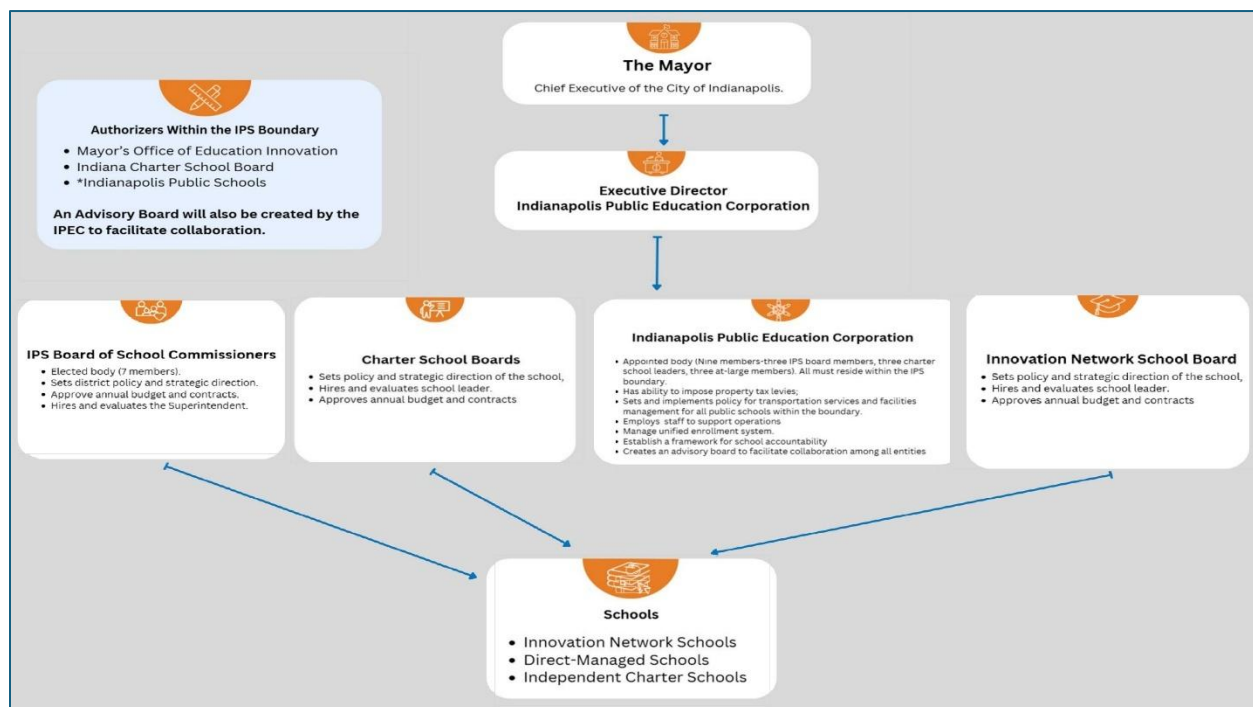
- (1) The secretary of education.
- (2) The board.
- (3) The mayor described in section 2(b)(2) of this chapter.
- (4) The legislative council in an electronic format under IC 5-14-6.”

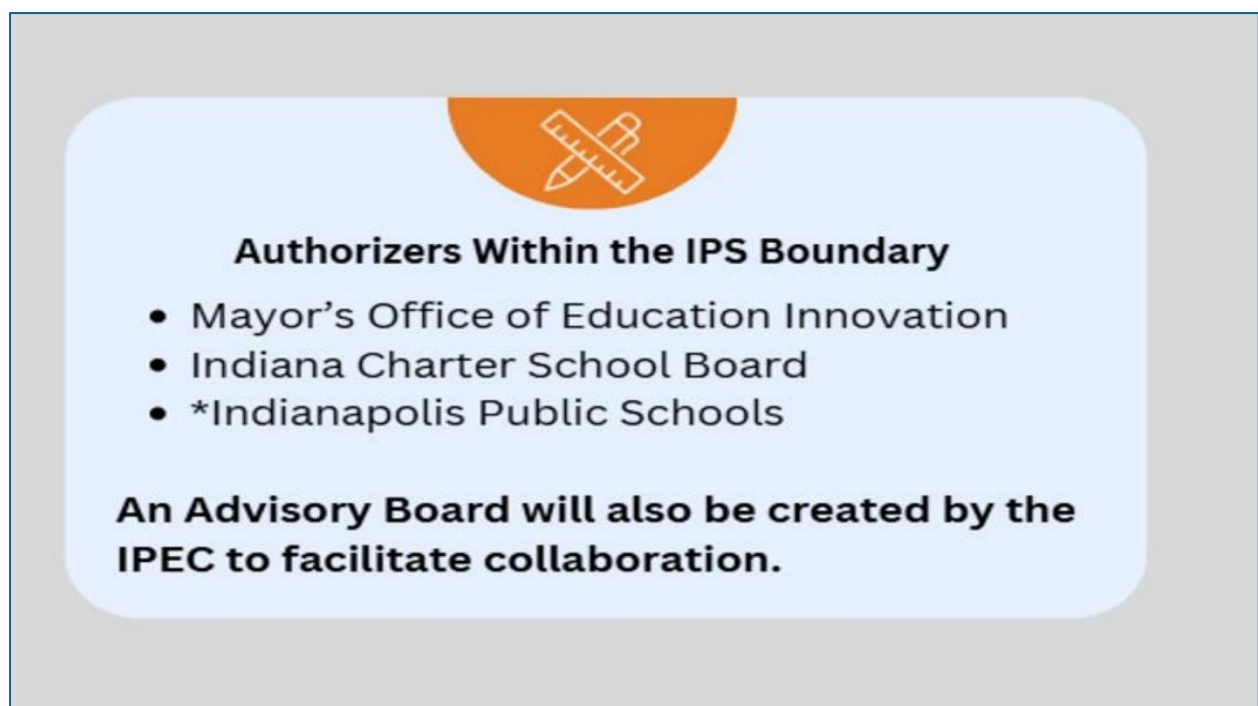
## **Where we’ve been**

- **10** meetings and listening sessions
- **15** different presentations
- Over **14 hours** of public comment
- **Hundreds of citizens** have engaged during the multiple meetings of the Indianapolis Local Education Alliance

## Framing the Issue

Within the IPS boundary, there has been a **lack of decision-making coherence** across different school types which has led to uneven experiences and opportunities for students and families. With the change in how local funding is distributed, we must **build a more coherent system** that maximizes efficient use of tax payer dollars, respects the decision-making rights of individual schools and systems, and, most importantly, creates the best conditions for **student learning and success**.







## **IPS Board of School Commissioners**

- Elected body (7 members).
- Sets district policy and strategic direction.
- Approve annual budget and contracts.
- Hires and evaluates the Superintendent.



## **Charter School Boards**

- Sets policy and strategic direction of the school,
- Hires and evaluates school leader.
- Approves annual budget and contracts





## **Indianapolis Public Education Corporation**

- Appointed body (Nine members-three IPS board members, three charter school leaders, three at-large members). All must reside within the IPS boundary.
- Has ability to impose property tax levies;
- Sets and implements policy for transportation services and facilities management for all public schools within the boundary.
- Employs staff to support operations
- Manage unified enrollment system.
- Establish a framework for school accountability
- Creates an advisory board to facilitate collaboration among all entities



## **Innovation Network School Board**

- Sets policy and strategic direction of the school,
- Hires and evaluates school leader.
- Approves annual budget and contracts



## Schools

- Innovation Network Schools
- Direct-Managed Schools
- Independent Charter Schools

## Review of Recommendations to Move Forward

- **Indianapolis Public Education Corporation.** Create an independent public municipal corporation known as the Indianapolis Public Education Corporation (the Corporation). The functions and responsibility of the Corporation will be as follows:
  - Control the management and operations of buildings serving as public schools within the boundaries of the Indianapolis Public Schools District.
  - Lead and oversee the provision of transportation of students to and from public schools within the IPS District boundaries.
  - Levy property taxes within the IPS District boundaries. The collection and distribution of property taxes in Indiana is extremely complex and requires consultation with fiscal experts at the Indiana General Assembly. The ILEA wants to assure that a fair, equitable and efficient system is appropriately funded.
  - Enforce accountability standards that are applicable to all public charter schools and traditional public schools within the IPS District boundaries. Create an Advisory Board to promote collaboration between authorizers, IPS, and the Corporation in the development and implementation of the unified performance and accountability standards.
  - Manage a unified enrollment system applicable to all public-school students within the jurisdiction of the Corporation.

## Review of Recommendations to Move Forward

**Governance.** The Indianapolis Public Education Corporation will be led by a Board of Directors.

- There will be nine members of the Board. All nine members will be appointed by the Mayor of Indianapolis. Three members must be current public charter school leaders. Three members must be currently serving members of the Indianapolis Board of School Commissioners. The final three members should have expertise in areas such as facilities, management, capital planning, and transportation and logistics; or experience working with vulnerable student populations and communities. The mayor will designate the chair of the board. All members must reside in the IPS District.
- The terms of the members of the Board will be staggered with each member serving fixed terms.

## Review of Recommendations to Move Forward

**Accountability.** The Indianapolis Local Education Alliance recommends a single school performance framework across all public schools in the IPS District.

The framework should set clear expectations for school performance, be based on multiple measures (including state assessment outcomes, student discipline practices, and other key measures that are relevant to student success), and guide decisions for replication of instructional models that are achieving the best results for students - especially those who have been historically underserved throughout the system.

Implementation of the single school performance framework should focus on:

- Developing measures based on both the Mayor's Office of Education Innovation performance framework and the State's final A-F accountability rules.
- A commitment across all sectors to use data from the performance framework to make decisions around closing chronically low-performing schools (after a transparent public process with adequate time provided for struggling schools to make improvements).
- Developing metrics for the opening and closing of school facilities (i.e., physical condition of facility, number of enrolled students, deferred maintenance, regional and community analysis of need).

## **Review of Recommendations to Move Forward**

### **Unified System.**

All public schools within the IPS District boundaries will be required to provide transportation to students living within the IPS District boundaries through participation in the unified system.

For purposes of public-school building reuse, the Corporation will ensure that facilities will be provided to all public charter schools, innovation network charter schools and IPS schools on an equitable basis.

## **Review of Recommendations to Move Forward**

**Schools as Local Education Agencies (LEAs).** IPS will continue to exist as an LEA as will all public charter schools. With the exception of the responsibilities assumed by the Corporation for facilities, transportation, and uniform accountability standards, the Board of School Commissioners for Indianapolis Public Schools will continue to provide direction for the operation of all direct-run schools, as is currently the case, and the not-for-profit boards of all public charter schools will also remain in place with the same authority as is currently the case. The IPS Board of School Commissioners will continue in its current form with the current model of election of Board members.

## **Review of Recommendations to Move Forward**

### **Additional Key Recommendations.**

- Exempt the Indianapolis Public Schools District and all public charter schools contained within from the Indiana Dollar Law (Indiana Code 20-26-7.1-4).
- The only authorizers of new public charter schools to be located inside the IPS District boundaries will be the Mayor of Indianapolis through OEI and the Indiana State Charter School Board. Existing charter agreements authorized through other entities may operate until the end of their current contract terms. The IPS Board of School Commissioners may also choose to authorize schools through application to the Indiana State Board of Education.
- The Indianapolis Local Education Alliance asks the Indiana General Assembly for full funding of Special Education within the IPS district boundaries and suggests the need for additional work to determine the best model for equitable access and service for the Special Education needs across all public school types within the district boundaries. IPS currently provides full special education funding at a \$24 million annual deficit.
- A document will be attached to our final recommendations that details the multiple legal issues that will need consideration and review at the Indiana General Assembly.

## **Further Legal Analysis Will Be Required**

During our discussions around facilities and transportation, we have discovered several areas that need further legal analysis, legislative decision-making, and deeper fiscal review. We will highlight those concerns in a separate chapter of the final report.

## Discussion





The Indianapolis Local Education Alliance met on December 17<sup>th</sup>, 2025, in the Public Assembly Room of the Indianapolis City County Building at 6:00 PM.

After additional public comment the Indianapolis Local Education Alliance voted on the attached recommendations. The vote was as follows:

Voting for: Barato Britt, Indianapolis Mayor Joe Hogsett, Indianapolis Public Schools Superintendent Dr. Aleesia Johnson, Indianapolis City/County Councilor Maggie Lewis, Toby McClamroch, Andrew Neal, Bart Peterson, Angela Smith-Jones.

Voting Against: Tina Ahlgreen

The Indianapolis Local Education Alliance conducted their work over ten different public meetings from June 2025 through December 2025, taking over 14 hours of public comment from hundreds of citizens over that time period and these recommendations are based on both the charge given to the Indianapolis Local Education Alliance by the Indiana General Assembly in H.E.A. 1515 and the input from those hours of public comment.

The Indianapolis Local Education Alliance appreciates the opportunity the Indiana General Assembly has provided to give recommendations on this important work.

# Final Recommendations of the Indianapolis Local Education Alliance

- I. **Indianapolis Public Education Corporation.** Create an independent agency known as the Indianapolis Public Education Corporation (the Corporation). The functions and responsibility of the Corporation will be as follows:
1. Control the management and operations of buildings serving as public schools within the boundaries of the Indianapolis Public Schools District.<sup>1</sup>
  2. Lead and oversee the provision of transportation of students to and from public schools within the IPS District boundaries.
  3. Levy property taxes within the IPS District Boundaries. The collection and distribution of property taxes in Indiana is extremely complex and requires consultation with fiscal experts at the Indiana General Assembly. The Indianapolis Local Education Alliance wants to assure that a fair, equitable and efficient system is appropriately funded.
  4. Enforce accountability standards that are applicable to all public charter schools and traditional public schools within the IPS District boundaries. Create an Advisory Board to promote collaboration between authorizers, IPS, and the Corporation in the development and implementation of the unified performance accountability standards.
  5. Manage a unified enrollment system applicable to all public-school students within the jurisdiction of the Corporation.<sup>2</sup>

II. **Governance.** The Indianapolis Public Education Corporation will be led by a Board of Directors.

1. There will be nine members of the Board. All nine members will be appointed by the Mayor of Indianapolis. Three members must be current public charter school leaders. Three members must be currently serving members of the Indianapolis Board of School Commissioners. The final three members should have expertise in areas such as facilities, management, capital planning, and transportation and logistics; or experience working with vulnerable student populations and communities. The mayor will designate the chair of the board. All members must reside in the IPS District. <sup>3</sup>
2. The terms of the members of the Board will be staggered with each member serving fixed terms. <sup>4</sup>

III. **Accountability:** Indianapolis Local Education Alliance recommends a single school performance framework across all public schools in the IPS District.

1. The framework should set clear expectations for school performance, be based on multiple measures (including state assessment outcomes, student discipline practices, and other key measures that are relevant to student success), and guide decisions for replication of instructional models that are achieving the best results for students – especially those who have been historically underserved throughout the system.
2. Implementation of the single school performance framework should focus on:
  - a. Developing measures based on both the Mayor’s Office of Education Innovation performance framework and the State’s final A-F accountability rules.

- b. A commitment across all sectors to use data from the performance framework to make decisions around closing chronically low-performing schools (after a transparent public process with adequate time provided for struggling schools to make improvements.)
- c. Developing metrics for the opening and closing of school facilities (i.e. physical condition of facility, number of enrolled students, deferred maintenance, regional and community analysis of need).

#### **IV. Unified System**

- 1. All public schools within the IPS District will be required to provide transportation to students within the IPS District attending their schools at a level established by the Corporation.
- 2. For purposes of public-school building reuse, the Corporation will ensure that facilities will be provided to all public charter schools, innovation network charter schools and IPS schools on an equitable basis.

**V. Schools as Local Education Agencies (LEAs):** IPS will continue to exist as an LEA as will all public charter schools. With the exception of the responsibilities assumed by the Corporation for facilities, transportation, and uniform accountability standards, the Board of School Commissioners for Indianapolis Public Schools will continue to provide direction for the operation of all district-run schools, as is currently the case, and the not-for-profit boards of all public charter schools will also remain in place with the same authority as is currently the case. The IPS Board of School Commissioners will continue in its current form with the current model of election of Board members.

#### **VI. Additional Key Recommendations**

1. Exempt the Indianapolis Public Schools District and all Public Charter Schools contained within from the Indiana Dollar Law. (Indiana Code 20-26-7.1-4). <sup>5</sup>
2. The only authorizers of new charter schools to be located inside the IPS District boundaries will be the Mayor of Indianapolis through OEI and the Indiana State Charter School Board. Existing charter agreements authorized through other entities may operate until the end of the current contract terms. The IPS Board of School Commissioners may also choose to authorize schools through application to the Indiana State Board of Education. <sup>6</sup>
3. The Indianapolis Local Education Alliance asks the Indiana General Assembly for full funding of Special Education within the IPS district boundaries and suggests the need for additional work to determine the best model for equitable access and service for the Special Education needs across all public-school types within the district boundaries. IPS currently provides full special education funding at a \$24 million annual deficit.
4. A document will be attached to our final recommendations that details the multiple legal issues that will need consideration and review at the Indiana General Assembly.

---

<sup>1</sup> See legal memo attachment

<sup>2</sup> Currently performed by Enroll Indy.

<sup>3</sup> All elements of the new board structure to be defined in statute.

<sup>4</sup> All elements of the new board timing to be defined in statute.

<sup>5</sup> Requires action by the Indiana General Assembly to create this exemption

<sup>6</sup> The Indianapolis Public Schools Board of Commissioners has indicated they will pursue charter authorizing authority from the State of Indiana



**MICHAEL B. O'CONNOR**

Principal  
111 Monument Circle, Suite 2700  
Indianapolis, IN 46204  
p: (317) 684-5473  
f: (317) 223-0473  
moconnor@bosepublicaffairs.com

**Legal Considerations/Limitations to the Models by the  
Indianapolis Local Education Alliance<sup>1</sup>**

**I. Transportation Services**

**a. Change in Transportation Services**

Indiana Code chapter 20-27-13 applies to all school corporations and expressly states what transportation must be provided and the process that schools generally must use when there are certain changes to transportation.

**b. Ownership of Busses**

Many school busses are leased by school corporations (and perhaps charter schools) instead of purchased. A due diligence piece in executing any plan is to evaluate whether buses are owned or leased and whether title or the lease can be transferred or assigned.

**c. Existing Contracts with Transportation Providers**

Should charter schools or Indianapolis Public Schools ("IPS") utilize contracts with independent transportation providers, then these should be examined as they may be a hinderance to any transition plan or require costly termination payments.

**d. Operations Fund Monies**

In 2017 and 2018 through legislation, the General Assembly merged property-tax based levies into one—the newly-created Operations Fund—effective January 1, 2019. Three of those prior property-tax levies now merged into the Operations Fund are the (i) capital project fund, (ii) transportation fund, and (iii) bus replacement fund. *See* Public Law 244-2017 (H.E.A. 1009 (2017)); Public Law 140-2018 (H.E.A. 1167 (2018)). Indiana Code limits uses of operations fund monies to capital project plan expenditures, transportation costs, bus replacement, overhead and

---

<sup>1</sup> The information provided is offered for general informal purposes only. It is not, and should not be construed as, legal advice. The reader is encouraged to seek and obtain legal advice on these issues.



operational expenditures, historical societies or art associations, and for playgrounds expenditures. IND. CODE § 20-40-18-5.

**e. Transfer of Staff**

Transferring staff from IPS to another entity may require approval or input from any exclusive representative of established bargaining units of classified (or non-certificated) employees. Similarly, transfer of employees and any State retirement plan benefits may require statutory amendment to avoid adversely impacting retirement benefits of the transferred employees.

**II. Facilities**

**a. Overview**

The Indiana Constitution limits the ability of political subdivisions (including school corporations) to issue debt. Many school corporations utilize the process under Indiana Code article 20-47 or 20-48. Likewise, charter schools can obtain financing through other entities (the Indiana Bond Bank, Indiana Finance Authority, or the local economic development commission) that often includes mortgages on the property. Depending on the process used, transfer of title may not be possible by IPS or the charter school as title in the property may be held by another, private entity, subject to agreements with private financial institutions, or mortgages held by private financial institutions may prohibit transfer of title. Statutory changes may not achieve the desired outcome because the Contract Clauses of both the United States and Indiana Constitutions generally protect the contract rights of non-school entities and financial institutions.

**b. Capital Projects Referendum**

IPS obtained voter-approved capital projects referendum, which added a levy for IPS buildings beyond the State constitutional property tax levy limits. It is unclear if legal authorization exist to divert referendum funds for a broader purpose to benefit charter schools, when voters may not have approved the diversion at the ballot.

**c. Transfer of Staff**

Like the transfer of transportation staff, any transfer of facilities staff may require input or approval from the exclusive representative for any classified staff and statutory changes for pension or retirement plan purposes.

### **III. Governance Model**

Modifications of the authority structures for non-Innovation Network Charter schools (*e.g.*, Innovation Charter Schools and Independent Charter Schools) may require additional analysis. Presently, charter schools, and their authorizers, have established agreements between themselves and the State. Through Section 3 of Public Law 189-2023 (S.E.A. 391 (2023)), Indiana Code § 20-24-4-1(a)(5)(A) was amended to allow charters to be approved for up to 15 years (previously it was 7 years). To the extent that the new governance model impacts these contractual rights, legal analysis may be required.