

INDIANAPOLIS METROPOLITAN POLICE DEPARTMENT

2024 ANNUAL REPORT



Joe Hogsett
Mayor

Christopher L. Bailey
Chief of Police





The Indianapolis Metropolitan Police Department (IMPD) was established on January 1, 2007. It consolidated over 1,200 sworn members of the Indianapolis Police Department (established in 1854) with approximately 400 deputies from the Law Enforcement Division of the Marion County Sheriff's Department (established in 1822).

The IMPD operates six (6) district headquarters and a central headquarters, providing full police services to the citizens of Indianapolis through operations, investigations, and administrative support.

In 2022, the IMPD received its second national accreditation award from the Commission on Accreditation for Law Enforcement Agencies (CALEA®) for the prior four-year cycle.

Mission Statement

We are dedicated to upholding the highest professional standards while serving the community in which we work and live. We are committed to the enforcement of laws to protect life and property, while also respecting individual rights, human dignity, and community values.

We are committed to creating and maintaining active police/community partnerships and assisting citizens in identifying and solving problems to improve the quality of life in their neighborhoods.

Core Values

- Protection and Preservation of Life
- Community Engagement
- Integrity and Professionalism
- Accountability
- Highest Regard for Individual and Constitutional Rights
- Professional Development

City Demographics and Geography



The City of Indianapolis comprises all of Marion County except for other incorporated municipalities within the county. According to the 2022 U.S. Census Bureau, Indianapolis is the 16th most populous city in the U.S. (879,293 residents) and the 18th largest city by land mass (361.64 square miles).

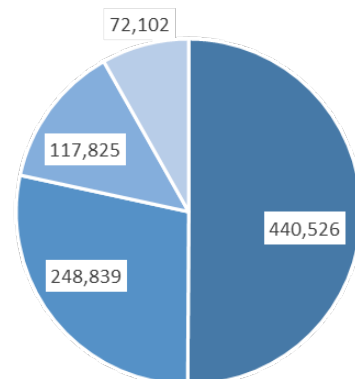
City of Indianapolis	2023‡	2024‡
Total Population	879,293	879,293
White*	470,422	440,526
Black*	249,719	248,839
Hispanic or Latino	91,447	117,825
Other†	67,706	72,102

*Non-Hispanic or Latino

†Other includes those who select two or more races

‡Source: U.S. Census Bureau, Tables 2023 Population Estimates

Demographic percentages have been updated for 2024



Personnel Demographics

Personnel Breakdown

Personnel Strength	2023	2024		2023	2024
Sworn Officers*†	1,535	1,461	Professional Staff	225	231
Total Personnel 1,692‡					

*Authorized to have 1,743 Officers

†Officer-to-Citizen ratio 1:601

‡Employee-to-Citizen ratio 1:519

Personnel by Race

Sworn	2023	2024	Professional Staff	2023	2024
White*	1207 (79%)	1144 (78%)	White*	152 (68%)	159 (69%)
Black*	227 (15%)	216 (15%)	Black*	58 (26%)	61 (26%)
Hispanic or Latino	67 (4%)	70 (5%)	Hispanic or Latino	11 (5%)	8 (4%)
Other	34 (2%)	31 (2%)	Other	4 (2%)	3 (1%)

*non-Hispanic or Latino

Personnel by Gender

Sworn	2023	2024	Professional Staff	2023	2024
Female	212 (14%)	199 (14%)	Female	151 (67%)	151 (65%)
Male	1323 (86%)	1262 (86%)	Male	74 (33%)	80 (35%)

Sworn by Years of Service	2023	2024	Sworn by Rank Structure	2023	2024
24 to 30+ Years	286 (19%)	350 (24%)	Appointed*	18 (1.2%)	20 (1.3%)
20 to 23 Years	254 (17%)	152 (10%)	Captain	25 (1.6%)	27 (1.8%)
16 to 19 Years	181 (12%)	204 (14%)	Lieutenant	59 (3.8%)	59 (4%)
8 to 15 Years	298 (19%)	323 (22%)	Sergeant	196 (12.8%)	184 (12.6%)
1 to 7 Years	516 (34%)	432 (30%)	Officer†	1141 (74.3%)	1039 (71.1%)
			Probationary Officer	21 (1.4%)	81 (5.5%)
			Recruit Trainee	75 (4.9%)	46 (3.1%)

*Includes Chief, Assistant Chief, Deputy Chief, Commander, and Major

†Includes Detectives

*Includes Chief, Assistant Chief, Deputy Chief, Commander, and Major

†Includes Detectives

Budget and Salary

IMPD	2023 Actual		2024 Adopted	Change (%)
Budget†*	\$245,552,561		\$323,854,693	31.89%
Expenses	2023	2024	Change (%)	
Personnel Services†*	\$199,264,137	\$263,521,833	32.25%	Includes salaries/wages and benefits
Material and Services†*	\$2,095,093	\$3,877,876	85.09%	Includes office and operating supplies
Other Services and Charges†*	\$26,015,042	\$34,675,712	33.29%	Includes expenses for repairs and utilities
Equipment†*	\$6,710,085	\$8,815,359	31.37%	Includes infrastructure and equipment
Internal Charges†*	\$11,468,203	\$12,963,913	13.04%	Includes fleet services

†2023 Actual per the Adopted 2025 Budget for the Consolidated City of Indianapolis - Marion County

*2024 Adopted per the Adopted 2025 Budget for the Consolidated City of Indianapolis - Marion County

Merit Schedule	2023	2024	Appointed Schedule*	2023	2024
Recruit Officer 1st Yr	\$61,829	\$71,829	Major	\$112,388	\$115,760
Probationary Officer 2nd Yr	\$61,829	\$75,402	Commander	\$113,911	\$117,328
Patrol Officer 3rd Yr	\$76,674	\$78,975	Deputy Chief	\$123,975	\$127,694
Sergeant	\$84,619	\$87,158	Assistant Chief	\$129,018	\$132,889
Lieutenant	\$93,141	\$95,936	Chief of Police	\$131,843	\$135,798
Captain	\$102,836	\$105,921			

*Appointed ranks are designated by the Chief of Police

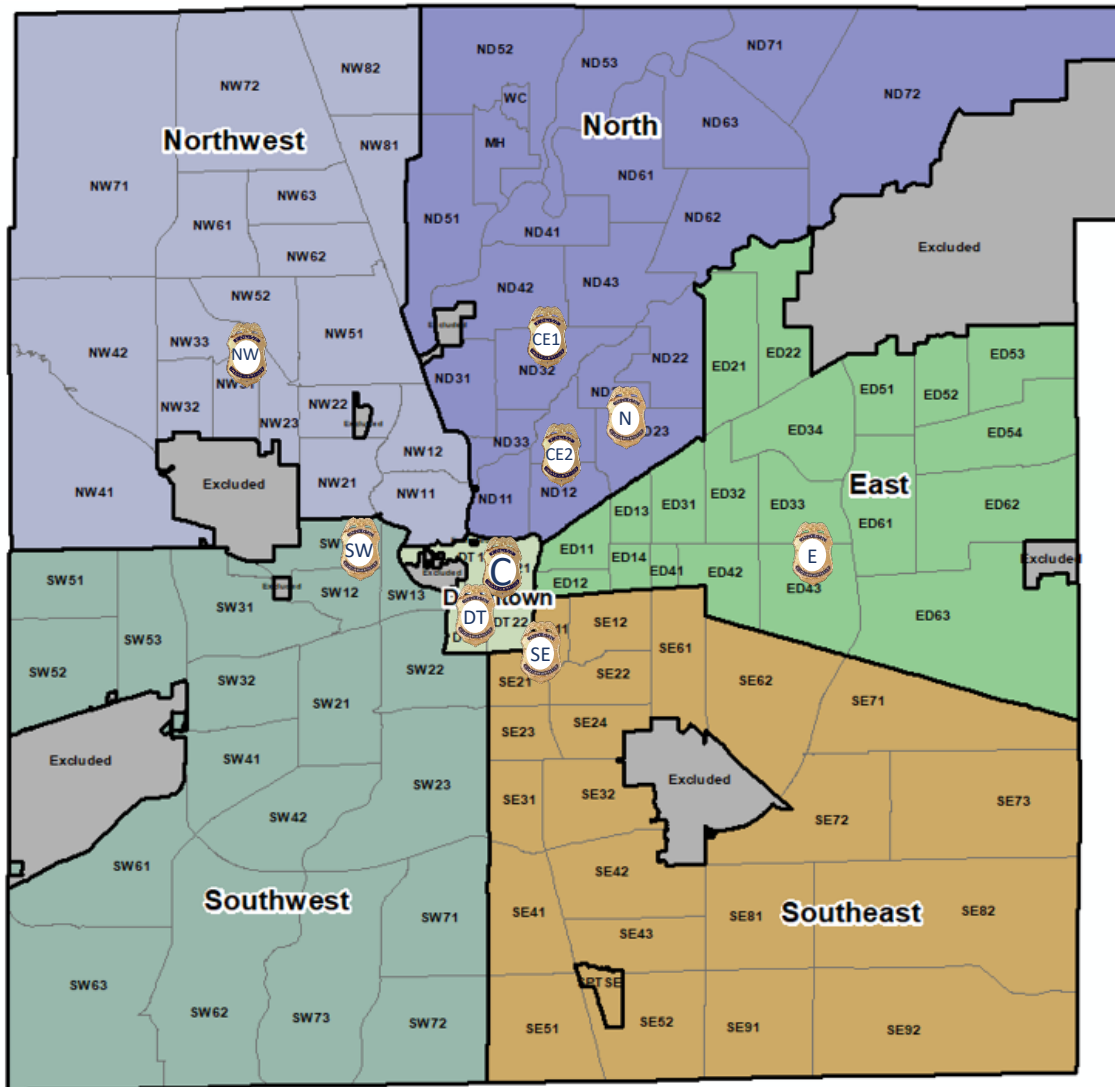
Sworn Additional Pay(s)		2022	2023
Master Designation Pay	Annual Pay	\$2,000	\$2,000
Field Training Officer Pay	Annual Pay	\$1,300	\$1,300
	Hourly Increase	8%†	8%†
Detective Training Officer Pay	Annual Pay	\$500.00	\$500.00
	Hourly Increase	8%†	8%†
Special Duty and Technical Position Pay	Annual Pay	\$529	\$529
College Incentive Annual Pay	Each 30 Credit Hours Completed	\$250	\$250
	Bachelor's Degree	\$1,000	\$1,000
	Master's Degree	\$1,250	\$1,250
	Doctorate or Doctoral Degree	\$1,500	\$1,500
Shift Differential Pay (1300-0001hrs)	Hourly Increase	2.75%†	2.75%†
Deferred Compensation 457(b)	City Matches \$0.25 per \$1.00 up to \$50 (2024) per pay	\$1,080	\$1,200
Officer Longevity	Starting in 4th Year	\$383	\$395
	Starting in 25th Year	\$8,434	\$8,687
	After the 25th Year, additional annual increase of	\$100	\$100
Additional City Pension Contribution‡		3%	3%

† % of base hourly rate when training

* Year 26+ is \$100 more than the maxed out 25th year longevity pay

‡ City pension contributions only apply to IMPD and prior IPD officers.

Boundaries and Locations



Office of the Chief of Police
50 North Alabama Street
Indianapolis, IN 46204
311 for non-emergencies



Community Engagement and Outreach Bureau (CEOB)
4209 N College Ave
Indianapolis, IN 46202
317.327.7194



CEOB PAL / JTV Hill Center
1806 Columbia Ave
Indianapolis, IN 46202
317.327.7194



North District
3120 E. 30th Street
Indianapolis, IN 46218
317.327.6100



East District
201 N. Shadeland Avenue
Indianapolis, IN 46219
317.327.6200



Southeast District
1150 Shelby Street
Indianapolis, IN 46203
317.327.6300



Southwest District
551 King Avenue
Indianapolis, IN 46222
317.327.6400

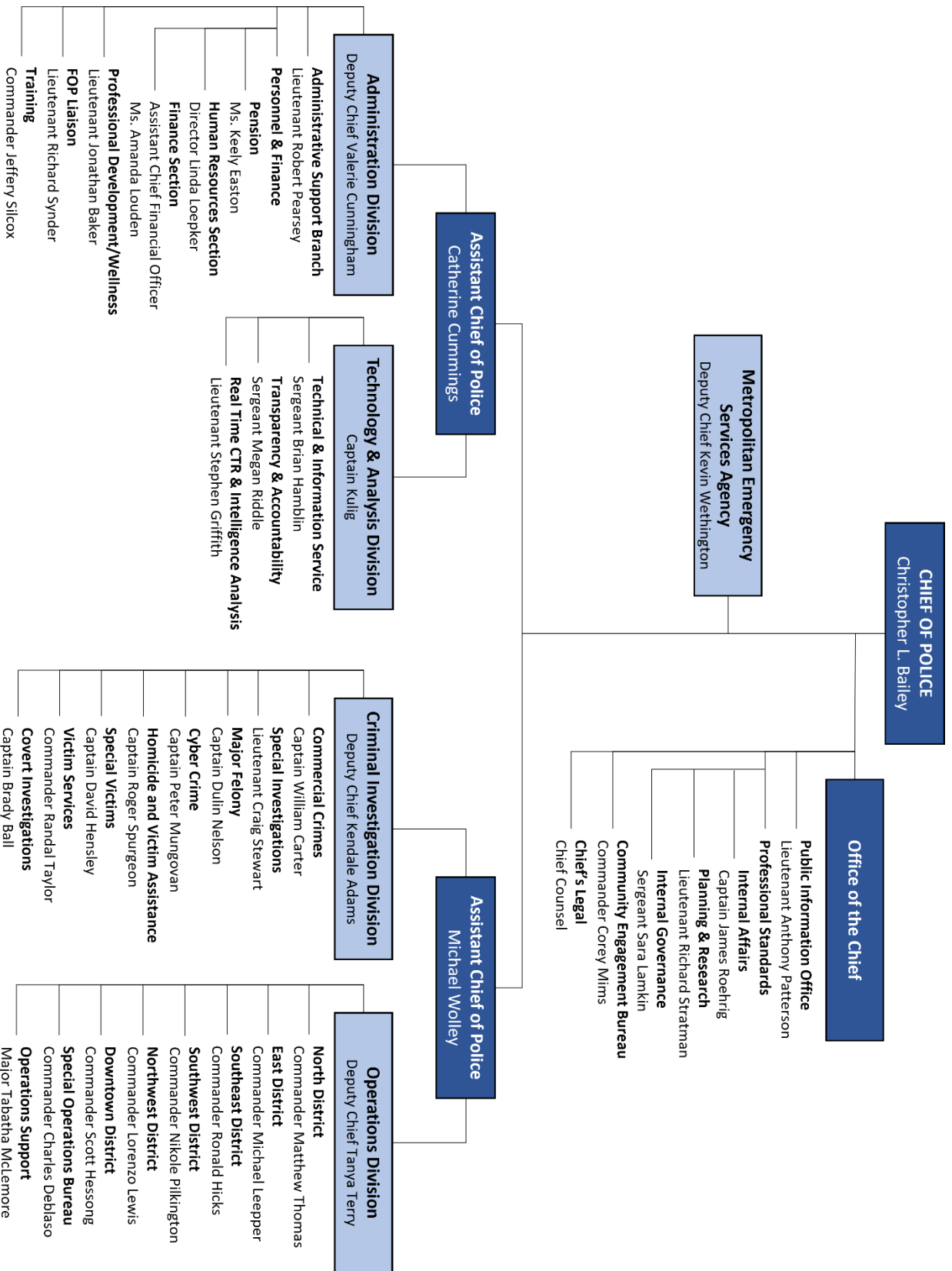


Northwest District
4005 Office Plaza Blvd
Indianapolis, IN 46254
317.327.6600



Downtown District
39 West Jackson Place
Indianapolis, IN 46225
317.327.6500

Organizational Structure



Office of the Chief

Office of the Chief

Serves to support Chief Christopher L. Bailey, and the Assistant Chiefs Catherine Cummings and Michael Wolley, in overseeing department operations, to include:

- Managing public communication;
- Maintaining public trust;
- Developing policies;
- Ensuring accountability; and
- Effectively Enforcing laws.

Public Information Office Branch

Provides the media and public with accurate, up-to-date information about active incidents, investigations, and special events.

Professional Standards Bureau

Internal Affairs (IA) Section

- Investigates alleged misconduct by sworn and civilian members;
- Reviews all officer-involved shootings;
- Vehicle pursuits involving a fatality or serious bodily injury;
- Accidents involving police vehicles resulting in serious bodily injury (SBI);
- In-custody deaths; and
- Other administrative investigations.

Planning and Research Section

Works with subject matter experts and legal advisors to aid in the creation of written directives.

Internal Governance Section

- Completed the department's web-based assessment in Spring of 2024 in preparation for reaccreditation in March of 2026; and
- Prepares for the initial cycle of the CALEA® Public Safety Training Academy Accreditation Program for IMPD's Training Academy.

Community Engagement and Outreach Bureau

Oversees the citywide effort to strengthen community policing in Indianapolis. Personnel focus on CEOB goals by creating new and innovative partnerships and promoting diversity and inclusion within the department.

IMPD Chief's Honor Guard

Ensures fallen officers are honored appropriately when killed in the line of duty, and provides ceremonial colors for ceremonies.

Operations Division

Operations Division

Deputy Chief Tanya Terry oversees patrol operations, district-level investigations, the Operations Support Bureau, and the Special Operations Bureau.

District	Position Name	Officers*		Professional Staff*		Calls for Service†	
		2023	2024	2023	2024	2023	2024
North	Commander Matthew Thomas	191	178	12	13	95,492	94,244
East	Commander Michael Leepper	194	200	11	12	112,416	108,685
Southeast	Commander Ronald Hicks	158	150	11	11	87,019	87,342
Southwest	Commander Nikole Pilkington	159	151	10	11	76,732	73,182
Northwest	Commander Lorenzo Lewis	164	159	9	12	82,663	83,536
Downtown	Commander Scott Hessong	84	72	5	6	33,791	33,314

*End-of-Year Staffing Audit

†Citizen-Generated Calls for Service

Operations Support Bureau

Major Tabatha McLemore oversees the Mobile Crisis Assistance Team (MCAT) Section, Park Rangers Section, and the Homeless Outreach Section.

Operations Special Bureau Assisted on Calls for Service	2023	2024
MCAT	4,135	4,275
Park Rangers	12,412	12,300
Homeless Outreach	722	931

Special Operations Bureau

Commander Charles Deblaso oversees the Special Operations Section, Traffic Section, Joint Terrorism Task Force Section, Dignitary Protection Section, Special Operations Support Section, and Event Planning Section.

Special Operations Bureau	2023	2024
Planned and Executed Search Warrants	238	179
Permit Requests Reviewed	603	1,725
UAV Deployments	1,084	3,158

Criminal Investigation Division

Criminal Investigations Division

Deputy Chief Kendale Adams oversees personnel responsible for major investigations and investigative support services.

Commercial Crimes Branch					
Forfeiture	2023	2024		2023	2024
Cases	362	289	Forfeiture Funds Received	\$1,512,360	\$2,168,782
Vehicles Seized	99	61	State	\$667,284	\$1,229,929
			Federal	\$845,016	\$787,280
Pawn Unit	2023	2024		2023	2024
Pawn Shop Inspections	397	225	Stolen Items Recovered	437	394
Pawn Cards Processed*	233,628	212,053	Recovered Items Value	\$374,610	\$225,454
Cases Assigned	218	225	Outright Arrest	0	0
Stolen Articles Entered	841	934	Arrest Warrants	0	0
Firearms Sold/Pawned	7,506	7,333	Search Warrants	0	0
Stolen Firearms Recovered	19	0	*Stores are required to enter pawn information into Leads on Line©		
Human Trafficking/Vice Section	2023	2024		2023	2024
New Cases/Complaints	152	56	Firearms Seized	6	0
Search Warrants	31	23	Money Seized for Forfeiture	\$47,421	\$129,801
Total Arrests	71	43	Narcotics Seized:		
Federal Arrests	1	0	Opioids	0.00	0.00
State Arrests	45	43	Methamphetamine	0.00	0.00
Warrant Arrests	0	0	Cocaine	0.00	0.00
Nuisance Abatement	2023	2024		2023	2024
Cases Reviewed	2,289	1,835	Temporary Restraining Order	5	0
Compliance Sweeps	14	10	Zoning Requests Reviewed	560	523
Outright Arrests	7	3	Zoning Violations	5	0
Arrest Warrants	12	23	Civil Violations	31	9
Tickets Issued	31	9	Health Department Referrals	13	16
Search Warrants	5	43	Forfeiture Funds	\$2,076	\$81,972
Closure Orders	6	7	Total Charges Filed	37	70
Vacate Orders	6	5			
Missing Persons	2023	2024		2022	2023
Calls for Service	1,305	1,314	Call-Outs	59	145
Missing Persons	1,102	1,087	Search Warrants	97	91
Non-Custodial Abductions	213	243	Arrest Warrants	2	4
Runaways	2,244	2,078	Cases Assigned	3,621	3,470
Attempted Kidnappings	25	28	Case Cleared/Closed	3,454	3,304
Kidnappings	37	34	Clearance Rate	95%	95%
Regional Auto Theft Task Force	2023	2024		2023	2024
Cases Assigned	66	59	Stolen Vehicles Recovered	156	153
Identified Suspects	7	12	Dollar Value of Recoveries	\$5,852,000	\$3,915,000
Criminal Charges	14	18	VIN Checks Completed	508	570

Criminal Investigation Division

Commercial Crimes Branch (continued)					
Fraud	2023	2024		2023	2024
Cases Received	5,238	5,179	Percentage Received Cleared	2.8%	3.0%
Cases Assigned	268	227	Percentage Assigned Cleared	45.9%	68.7%
Cases Unfounded	32	31	Search Warrants Including Grand Jury Subpoenas	89	117
Cases Cleared by Arrest	71	79	Warrants Obtained	23	39
Cases Exceptionally Cleared	50	67	Estimated Loss from Fraud	\$9,462,591	\$9,100,644
Cases Inactive	50	67			

Special Investigation Branch			
Forfeiture	2023	2024	
Opened Investigation	101	120	

Major Felony Branch					
Aggravated Assault	2023	2024		2023	2024
Cases Assigned	708	693	Cleared by Arrest	148	154
Percentage Cleared	52.0%	53.0%	Exceptionally Cleared	72	88
Firearms Investigations Unit	2023	2024		2023	2024
Cases Assigned	267	296	Cleared by Arrest	242	290
Percentage Cleared	90.6%	98.6%	Exceptionally Cleared	0	2
Tracked Arrests Involving Guns	1,806	1,641	Closed Unfounded	1	0
"Jake Laird Law" Cases	56	78	Closed No Report	0	0
			Warrant Filed	1	3
			Closed - Other Reason	0	0
			Open	23	1
Robbery	2023	2024		2023	2024
Cases Assigned*	1,528	1,314	Cleared by Arrest	221	228
Percentage Cleared	44.0%	41.0%	Exceptionally Cleared	177	151
*Case may be reassigned after initial investigation			Cases Unfounded	22	36
			Closed - Other	222	92
			Closed Warrant Filed	17	16
Robberies by Type	2023	2024		2023	2024
Business	236	130	Carjacking	205	186
Home Invasion	76	70	Street	773	765
Residential	N/A	N/A	Internet-Based	57	23
Delivery	7	10	Total	1,354	1,184

Cyber Crime Branch					
Fire Investigations	2023	2024		2023	2024
Total Fire Investigations	458	370	Fatalities	10	5
Arson	186	146	Arrests Made	32	34
Accidental Fire	89	93	Juvenile Fire Stop Referrals	15	13
Undetermined Cause	137	131	K9 Call Outs	68	34
Estimated Fire Loss	\$22,767,039	\$32,000,000	K9 Alerts	36	15
ICAC	2023	2024		2023	2024
NCMEC Cyber Tips	1789	2086	State Search Warrants	724	881
Cases Assigned	398	310	Federal Search Warrants	25	8
Presented/Prosecuted State	38	72	Federal Grand Jury Subponea	0	2
Presented/Prosecuted Feder	19	9	Children Identified/Rescued	70	15
State Grand Jury Subpeonas	161	213	Communication Records Requ	137	159

Homicide Branch					
	2023	2024		2023	2024
Total Homicides/Cases	217		Cases Cleared		
Criminal Homicides	173		By Arrest	70	
Non-Criminal Homicides	44		Exceptionally	37	
Total Cleared*	108		By Arrest Warrant Filed	1	
Total Clearance Rate*	49.80%				

*Includes prior years' homicides cleared during the years displayed above

Victim Assistance Branch					
Investigations Assisted On:	2023	2024		2023	2024
Death	2089	1271	Child Abuse/Neglect	15	85
Battery	1097	2018	Harassment (Phone Calls)	117	414
Sex Crime	193	197	Follow-Up	1,442	1,708
Robbery	149	370	Other	932	607
Burglary	32	33	Provided Transportation	235	206
Domestic Violence	1780	2483	Total Contacts	8,081	9,392

Special Victims Branch					
Intimate Partner Violence Section	2023	2024		2023	2024
Cases	5,559	6,116	Cleared Cases		
Inactive	0	0	Exceptionally	2,583	2,371
Unfounded	46	39	By Arrest	2,516	2,674
Cleared	5,099	5,045	Percentage of Cases Closed*	92.0%	93.0%
NOAD†	628	663			
DCS‡ Referral	1,676	1,705			

Criminal Investigation Division

Special Victims Branch (continued)				
Sex Offense Section	2023	2024	2023	2024
Cases	592	656	Cleared Cases	
Inactivated	128	116	Exceptionally	287 289
Unfounded	34	60	By Arrest	118 124
NOAD†	228	204	Percentage of Cases Closed*	74.0% 72.0%
Cleared	439	473		
Child Abuse Section	2023	2024	2023	2024
Cases	523	554	Cleared Cases	
Inactivated	23	21	Exceptionally	146 161
Unfounded	28	28	By Arrest	257 237
NOAD†	709	752	Percentage of Cases Closed*	82.0% 78.0%
Cleared	434	531		

*Cleared and Unfounded

†No Assigned Detective; Automatic DCS referral for Child Abuse Unit

Covert Branch				
Violent Crimes Unit	2023	2024	2023	2024
Total Arrests	220	203	Search Warrants	207 189
Firearms Seized	90	89	Narcotics Seized	6.47 kg 73.75 kg
Money Seized	35,801	271,998	Vehicles Seized	- 1
Prescription Fraud Unit	2023	2024	2023	2024
Assigned Cases	334	73	Search Warrants	10 5
Total Arrests	62	18	Warrants Obtained	62
Controlled Pills Seized	24,875	11,360	Prescription Drug Take Back	560 lbs 545 lbs
DEA Tactical Diversion Squads	2023	2024	2023	2024
Total Arrests	74	79	Money Seized	\$481,510 \$202,202
Search Warrants	66	52	Narcotics Seized	44.61 kg 85.27kg (93.35 lbs) (188lbs)
Firearms Seized	138	95		
Central Indiana High Intensity Drug Trafficking Area	2023	2024	2023	2024
Total Arrests	82	92	Money Seized	\$52,771 \$337,174
Search Warrants	23	44	Narcotics Seized	117.18 kg 149.65kg (258.34 lbs) (329lbs)
Firearms Seized	70	71		

Criminal Investigation Division

Covert Branch (Continued)					
US Marshals Service Fugitive Task Force		2023	2024		
		2023	2024	2023	2024
Call Outs	7	9	Total Arrests	905	1,226
Consent Searches	-	2	for Murder/Attempted M	89	71
States Search Warrants	251	720	for Rape	25	UNK
Federal Search Warrants	55	124	for Sex and Human Traff	1	34
Federal Parole	25	-	for Aggravated Assault	94	119
Recovered Missing Children	10	5	for Crimes Against Childr	26	31
Firearms Seized	-	55	for Robbery	82	98
Money Seized	-	\$34,152	for Burglary	62	UNK
			for Weapons Offenses	101	54
			for Dangerous Drugs	152	UNK
			for Other	273	UNK
Metro Drug Task Force		2023	2024	2023	2024
Total Arrests	71	89	Narcotics Seized		
Search Warrants	199	172	Cocaine	78.24 kg (172.49 lbs)	1.46 kg (3.22 lbs)
Firearms Seized	68	73	Fentanyl	31.75 kg (70.00 lbs)	9.84KG (21.69 lbs)
Vehicle Seized	21	6	Heroin	2.81 kg (6.19 lbs)	6 g (.01 lbs)
Money Seized	\$850,314	\$787,422	Marijuana	465.83 kg (1026.98 lbs)	294.85 kg (650.03 lbs)
			Methamphetamine	63.39 kg (139.77 lbs)	138.6 kg (305.56 lbs)
Homeland Security Investigations Unit		2023	2024	2023	2024
Total Arrests	22	12	Narcotics Seized		
Search Warrants	14	12	Cocaine	21 g (.05 lbs)	4.09 kg (9.02 lbs)
Firearms Seized	7	6	Fentanyl	-	-
Money Seized	\$78,900	\$50,000	Heroin	225 g (.50 lbs)	-
			Marijuana	367.84 kg (810.94 lbs)	-
			Methamphetamine	20 g (.04 lbs)	2.72 kg (6.00 lbs)

Criminal Investigation Division

Covert Branch (Continued)					
Indiana Crimes Guns Task Force	2023	2024		2023	2024
Total Arrests	266	239	Narcotics Seized		
Search Warrants	122	114	Cocaine	1495.89 g (3.30 lbs)	70.00 g (.15 lb)
Firearms Seized	369	278	Heroin	246.80 g (.54 lbs)	9113 g (20.09 lbs)
Vehicle Seized	26	15	Marijuana	62.00 g (.14 lb)	60,531 g (133.62 lbs)
Money Seized	\$438,959	\$387,712	Methamphetamine	13894.70 g (30.63 lbs)	3133.02 g (6.9 lbs)
FBI Task Force	2023	2024		2023	2024
Total Arrests	108*	83*	Narcotics Seized		
Search Warrants	118	261	Cocaine	755.3 g (1.67 lbs)	1117 g (2.46 lbs)
Vehicles Seized	7	10	Heroin	476 g (1.05 lbs)	-
Firearms Seized	75	120	Methamphetamine	2354 g (5.19 lbs)	2884 g (6.36 lbs)
Money Seized	\$504,164	\$146,622	Marijuana	28.83 kg (63.55 lbs)	28.83 kg (130.51 lbs)
*State Charges: 45 / Federal Charges: 30 / Warrant: 33			Fentanyl	1653.8 g (3.65 lbs)	559 g (1.23 lbs)
†State Charges: 31 / Federal Charges: 9					
Criminal Interdiction Section	2023	2024		2023	2024
Total Arrests	220	103	Narcotics Seized		
Search Warrants	187	91	Cocaine	6.39 kg (14.08 lbs)	21.46 kg (47lbs)
Vehicles Seized	7	-	Heroin	9.52 kg (20.98 lbs)	330 g
Firearms Seized	44	29	Methamphetamine	59.07 kg (130.22 lbs)	19.6 kg (43lbs)
Money Seized	\$2,332,423	\$608,336	Marijuana	772.74 kg (1703.60 lbs)	382 lbs

Technology and Analysis Division

Technical and Information Section

The IMPD uses BWCs to preserve evidence used in criminal and administrative investigations, civil litigation, and disciplinary actions in accordance with [General Order 4.32 – Body-Worn Cameras](#).

Transparency and Accountability Section

Personnel administer department performance management systems that provide oversight of law enforcement activities in the pursuit of efficiency and accountability. Those systems are:

- Blue Team;
- IAPro;
- MakeNote; and
- EIPro.

Real Time Crime Center and Intelligence Analysis Section

IMPD analysts have access to over 550 cameras across the city. Analysts monitor in real-time and provide notifications and updates to IMPD officers to help prevent crime and facilitate apprehensions when necessary.

Administration Division

Administration Division

Deputy Chief Valerie Cunningham oversees and supports the management and support of the careers of IMPD personnel through the Administration Support Branch, Personnel and Finance Branch, Professional Development/Wellness Branch, FOP Liaison Branch, and Training Branch.

Fleet Management Section

Receives, issues, modifies, repairs, and disposes of IMPD's marked and unmarked vehicles.

Fleet Services					
Vehicles Purchased	2023	2024		2023	2024
Harley Davidson Motorcycles	-	15	Polaris UTV	-	2
Undercover Auction Vehicle	146	17	Dodge Chargers Sedan	299	-
Dodge Durango SUV	2	1	Disposed Vehicles	198	-
Ford Escape SUV	5	-			
Fleet Cost Summary	2023	2024		2023	2024
Ford Escape SUV	\$30,429	-	Dodge Durango SUV	\$40,777	\$40,777
Undercover Auction Vehicle	Varies	Varies	Dodge Chargers Sedan	\$36,790	-
Harley Davidson Motorcycles	-	\$5,899*	Polaris UTV	-	\$22,950
*With Trade-In			†Average cost over multiple orders		
Fleet support Costs	2023	2024		2023	2024
Total Maintenance	\$5,575,144	\$4,355,609	Total Fleet Fuel	\$5,734,480	\$5,690,346
Fleet Asset Summary	2023	2024		2023	2024
Marked Vehicles	1332	1228	Armored Vehicles	5	6
Unmarked Vehicles	608	626	Vans/Transits	31	26
Confiscated Vehicles	146	20	Motorcycles	58	52
Trucks	10	14	Military Surplus Vehicles	10	9
Box Trucks	3	3	ATVs and UTVs	21	24
Undercover Auction Vehicle	-	124	Boats	2	3

Personnel and Finance Branch

The Finance Section oversees personnel pay and verifies all overtime requests and requested time off.

Crime Stoppers Section


Crime Stoppers Section					
	2023	2024		2023	2024
Fugitive Alerts	175	107	Arrests Made	191	173
Tips Received	8,055	8,534	Firearms Seized	78	60
Awards Approved	147	129	Vehicles Recovered	5	12
Awards Paid	47	32	Cash Recovered	\$57,813	\$101,492
Amount Approved	\$41,025	\$39,478	Value of Property Recovered	\$120,829	\$184,900
Amount Paid*	\$11,150	\$8,450	Value of Drug Recovered	\$2,058,105	\$759,462

*Awards Paid is often less because many tipsters do not check back to claim a reward.


Administration Division

National Incident-Based Reporting System (NIBRS)

Designed to enhance the quality of crime data collected by law enforcement, NIBRS records details about each individual crime incident—as well as about separate offenses within the same incident—including information on victims, known offenders, relationships between victims and offenders, arrestees, and property involved in crimes.

	Downtown			Northwest			North			East		
	2023	2024	Change	2023	2024	Change	2023	2024	Change	2023	2024	Change
Homicide	4	5	25.0%	21	34	61.9%	40	32	20.0%	61	47	23.0%
Rape	38	38	0.0%	101	82	18.8%	101	96	5.0%	125	124	0.8%
Robbery	109	87	20.2%	383	258	32.6%	408	273	33.1%	568	528	7.0%
Aggravated Assault	243	262	7.8%	1,317	1,015	22.9%	1,373	1,118	18.6%	2,171	1,826	15.9%
Simple Assault	937	957	2.1%	2,599	2,500	3.8%	2,467	2,599	5.4%	3,183	3,298	3.6%
Burglary	130	98	24.6%	844	693	17.9%	923	736	20.3%	1,207	1,188	1.6%
Larceny	1,536	1,335	13.1%	3,564	3,162	11.3%	4,778	4,424	7.4%	3,707	3,693	0.4%
Vehicle Theft	287	178	38.0%	1,331	1,429	7.4%	1,228	1,016	17.3%	1,653	1,350	18.3%
Arson	6	4	33.3%	34	28	17.6%	43	30	30.2%	97	52	46.4%

Administration Division

	Southeast			Southwest			Unknown Location			Department Total			
	2023	2024	Change	2023	2024	Change	2023	2024	Change	2023	2024	Change	Crime Rate Per 100K
Homicide	23	23	0.0%	22	32	45.5%	2	0	100.0%	173	173	0.0%	19.67
Rape	92	111	20.7%	74	81	9.5%	2	9	350.0%	533	541	1.5%	61.53
Robbery	326	248	23.9%	332	260	21.7%	6	2	66.7%	2,132	1,656	22.3%	188.33
Aggravated Assault	1,038	998	3.9%	1,206	1,064	11.8%	22	12	45.5%	7,370	6,295	14.6%	715.92
Simple Assault	2,446	2,797	14.3%	2,578	2,347	9.0%	41	15	63.4%	14,251	14,513	1.8%	1650.53
Burglary	917	1023	11.6%	915	891	2.6%	25	3	88.0%	4,961	4,632	6.6%	526.79
Larceny	2,176	3,044	39.9%	2,960	2,595	12.3%	82	44	46.3%	18,803	18,297	2.7%	2080.88
Vehicle Theft	972	1,051	8.1%	1,215	1,295	6.6%	25	7	72.0%	6,711	6,326	5.7%	719.44
Arson	51	47	7.8%	77	36	53.2%	2	0	100.0%	310	197	36.5%	22.40

Uniform Crime Reporting Unit

Personnel reviewed at least 22,183 case reports, making at least 32,932 supplements to correct NIBRS classifications and related issues.

Property Section

Personnel oversee the property room 24 hours a day, 7 days a week and are responsible for the care and control of all stored items. Items include all evidence, found property, and personal property secured for safekeeping.

Property Room					
	2023	2024		2023	2024
Items Received	65,718	57,175	Firearms in Storage	22,446	22,121
Total Items in storage	885,939	441,222	Narcotic Items in Storage	19,307	18,826

Training Branch

IMPD's Training Academy is located at the Indianapolis-Marion County Public Safety Training Academy on the far east side of Indianapolis. The Training Academy is certified by the state of Indiana to provide recruit and veteran officers with the most current, state-of-the-art training available.

In-Service Training Section

In-service consists of all continuing education platforms and includes training mandated by the state and IMPD; examples include elective training, new supervisor training, and IMPD leadership Academy (Career and Leadership Development).

Career and Leadership Development (CLD) Unit

Manages the IMPD Leadership Academy and the Master Designation Program. The IMPD Leadership Academy is a four-week training course for law enforcement and public safety organizations.

Firearms Training Section

Conducted firearms (157 sessions) and patrol rifle (18 sessions) in-service training for IMPD officers. Personnel trained two (2) IMPD Recruit Classes on basic and advanced firearms training and certified officers on the department handgun and shotgun and conducted one (1) patrol rifle schools. Personnel assisted with four (4) Retired Officer LEOSA Qualification Classes.

Field Training Officer Section

Provided 84 recruit officers and 11 lateral officers with field training, all of whom completed field training. FTOs provided 28 scenario-based training days with 190 different scenarios and conducted the final training exercise (2-3 day events FTX). One (1) FTO school was held, adding 27 FTOs to the section. FTOs held two (2) sessions for 18 newly promoted sergeants and completed refresher training for 22 returning IMPD officers. Detective Training Officer (DTO) program produced 6 new DTOs. Twenty-eight (28) detectives enrolled in detective training, all of whom completed the training. Twenty-one (21) new PSO officers added and one (1) PSO FTO school with 6 new PSO FTOs added.

Recruit Training Section

Provided training for the 25th, 26th, 27th, and 28th Recruit Classes in 2023. Forty-three (43) recruits graduated from the 25th and 26th Recruit Classes who progressed to the field training phase. Academy personnel also trained IMPD's 5th and 6th Lateral Recruit Classes, adding twelve (12) veteran officers to the workforce. Additionally, Academy personnel trained seventeen (17) Public Safety Officers to handle arrestee/detainee transport, evidence collection, and accident investigations.

IMPD Oversight Boards

Citizens' Police Complaint Board and Office

The Citizen Police Complaint Board (CPCB) is comprised of twelve (12) members, including seven (7) City-County Council (CCC) appointees, four (4) Mayoral appointees (M), and one (1) Fraternal Order of Police (FOP) appointee. The 2024 members were:

- Kenneth Riggins (M)
- Patrice Abdullah (CCC)
- Evan Shearin (CCC)
- Ranissa Dycus (M)
- Kortney Bond (CCC)
- Craig Cordi (CCC)
- Timothy Jeffers (M)
- Brett Thomas (CCC)
- Kelly Doucet (CCC)
- OFC David Bolling (CCC)
- SGT Scott Carpenter (FOP)

The CPCB considers all appropriate complaints, sets governance rules, establishes procedures for processing complaints, and ensures citizens' notification.

Police Merit Board

The Police Merit Board (PMB) is comprised of seven (7) members, including one (1) City-County Council (CCC) appointee, four (4) Mayoral (M) appointees, and two (2) IMPD appointees. The 2024 members were:

- Ashley Gurvitz (M)
- Joseph Slash (M)
- Richard Burkhardt (IMPD)
- Jon Larmore (M)
- Ronald Covington Sr. (CCC)
- Ronald Mills (IMPD)
- Angie Garard (M)

General Orders Board

The General Orders Board is comprised of seven (7) members, including two (2) City-County Council (CCC) appointees, two (2) Mayoral (M) appointees, two (2) IMPD appointees, and one (1) Fraternal Order of Police (FOP) appointee. The 2024 members were:

- Clyde Posley (CCC)
- LT Clayton Portell (IMPD)
- Chrystal Ratcliffe (M)
- Bryan Roach (IMPD)
- Barath Raman (M)
- Lahny Silva (CCC)
- LT Christine Carver (FOP)

The board provides civilian oversight of IMPD General Orders. General Orders are written directives that employees use to accomplish IMPD's mission professionally and lawfully.

IMPD Oversight Boards

Use of Force Board

The Use of Force Board (UFB) is comprised of nine (9) members:

- Chairperson, Captain from Training
- One (1) Lieutenant appointed by Training, Policy, and Oversight
- One (1) Peer Officer from the Division of the involved incident
- One (1) Officer nominated by the majority vote of officers
- Two (2) Civilian members nominated by the Mayor of Indianapolis
- Three (3) Civilian members nominated by the City-County Council

The UFB provides input and recommendations to the Chief of Police from the perspective of law enforcement and citizens of the City of Indianapolis. The UFB conducts hearings for any use or attempted use of deadly force against a person and administrative reviews firearm discharges. The UFB discusses and deliberates on the issues presented pertaining to compliance with IMPD directives and submits its findings to the Chief of Police to improve IMPD practices and increase safety in the City of Indianapolis.

Vehicle Operations Review Board

The Vehicle Operations Review Board (VORB) is comprised of six (6) members:

- Chairperson, IMPD's Emergency Vehicle Operations Supervisor
- One (1) Lieutenant from Operations
- One (1) Patrol Officer from Operations
- One (1) Sergeant from Operations
- One (1) Sergeant from Operations
- One (1) Sergeant from Operations

The VORB was established under the authority of the Chief of Police to review IMPD police vehicle crashes, vehicle pursuits, damage to police vehicles, and other incidents deemed appropriate by IMPD. The VORB conducts administrative reviews or hearings to determine the disposition of each incident, issues any disciplinary or corrective action needed, and makes recommendations to the Chief of Police.

JOIN IMPD

Requirements:

- High School Diploma or Equivalent
- Must be between 21 and 40 Years Old by Appointment date
- Must be a U.S. Citizen
- Possess a Valid Driver's License
- Honorable Military Discharge, if Applicable
- Pass Drug Screening
- No Felony Convictions (not expunged)
- No Domestic Violence Convictions (not expunged)

Salary and Incentives:

- 80 Hours of Annual Vacation
- 4 Perfect Attendance Days
- 1st Year Pay: \$74,459*†
- 3rd Year Pay: \$91,591
- Take-Home Car Program‡
- Language Incentive Pay
- 12 Bonus (Holiday) Days Annually
- 720 Hours of Annual Sick Time
- 2nd Year Pay: \$78,032
- 4th Year Pay: \$95,898
- College Incentive Pay
- Paid Parental Leave

* Pay increases with longevity

† Lateral officers start at \$85,331

‡ Out-of-county residents dependent upon eligibility list

Benefits:

- Medical, Dental, and Vision Plans
- Pension (Public Employees' Retirement Fund '77) 20+ Year
- Health Savings Account
- 457(b) Employee Matching up to \$1,320 Annually

For More Information Contact:

Sgt Diaz – 317.500.1925

Officer McAfee – 317.417.4232

Officer Moore – 317.313.2262

Or Visit

www.joinimpd.indy.gov